



Advertised Prices for Specialty Crops Products at Major Retail Supermarket Outlets ending during the period of 10/7/2023 to 10/19/2023

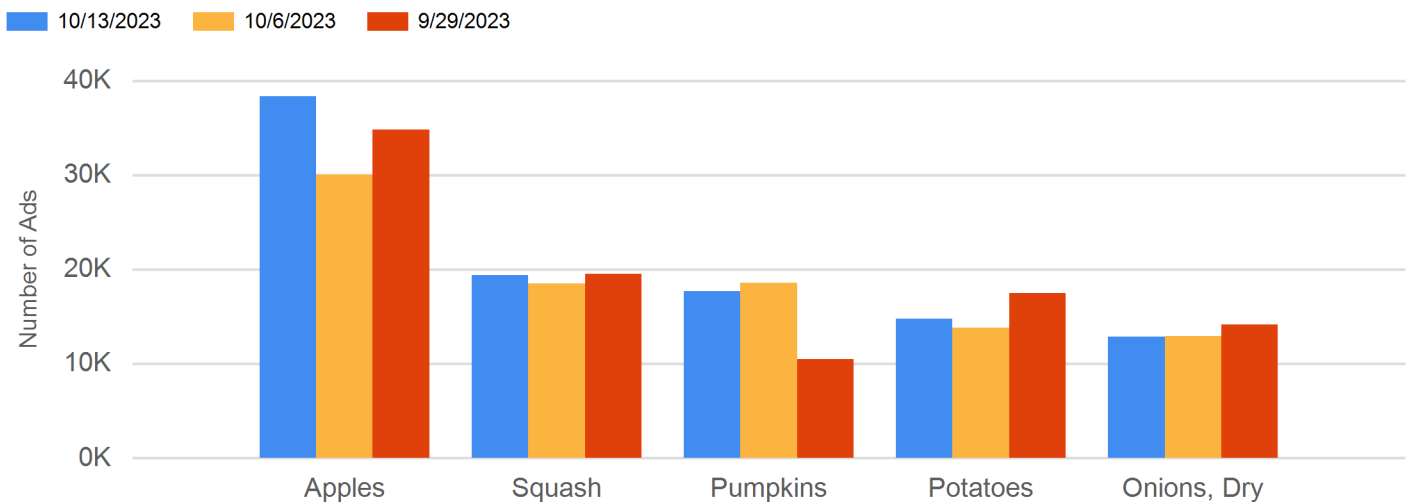
Hot Deals for Cooler Weather

Cooler temperatures have finally made it to the southern-most parts of the country, bringing with them a demand for autumn favorites. Stores were overflowing with pumpkins, hard squash, cabbage, potatoes, and cooking greens. New crop tangerines and clementines, cranberries, pomegranates, and persimmons added interest to shoppers' carts. With Halloween drawing closer retailers heavily promoted candy, decorations, and popular treats like caramel and candied apples, apple cider, and bakery items. Ad for baking supplies were more prevalent this week and will only increase in number as we draw closer to Thanksgiving.

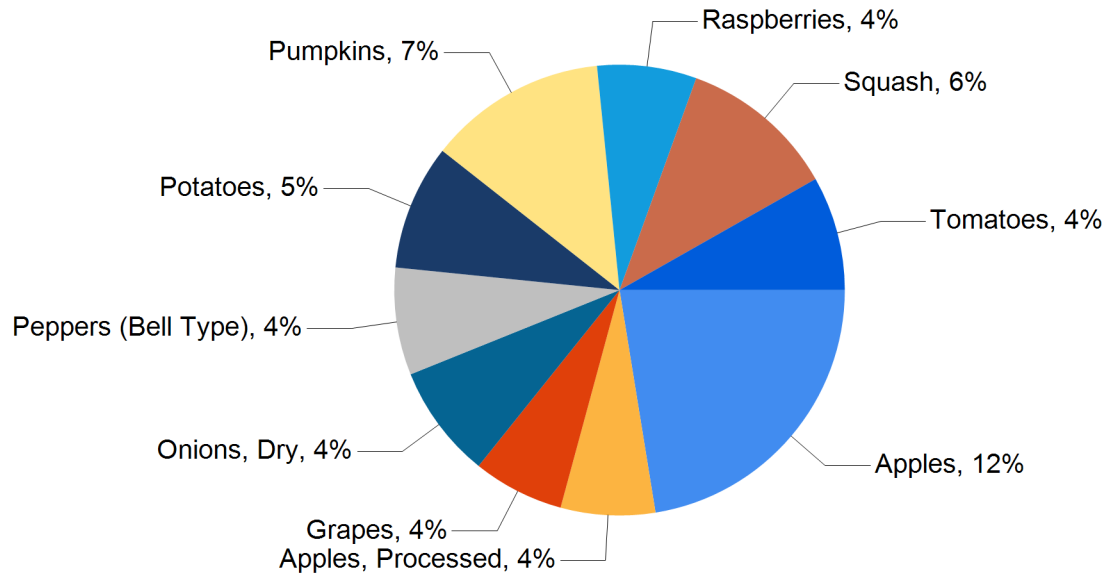
Total ad numbers this week were 299,454, about the same as last week's total of 299,046. The total for the same week last year was 12% lower than for this year. The total number of ads broken out by commodity groups: fruit 141,570 (47% of all ads), onions and potatoes 27,684 (9%), vegetables 126,734 (42%), herbs 1,272, ornamentals 683, and hemp 2,783. The number of ads for organic produce was 45,711, 15% of total ads.

The following are the prices of major advertised items (3,000 plus ads) this week, compared to the same week last year. Significant increases in price for fruit this week included seedless grapes (white at 45%, red at 27%), apple juice at 18%, and Bartlett pears at 10%. Significant decreases in price for fruit included only avocados at 19%. There were no significant changes in price for potatoes and onions this week. There were no significant increases in price for vegetables this week. Significant decreases included only green cabbage at 10%.

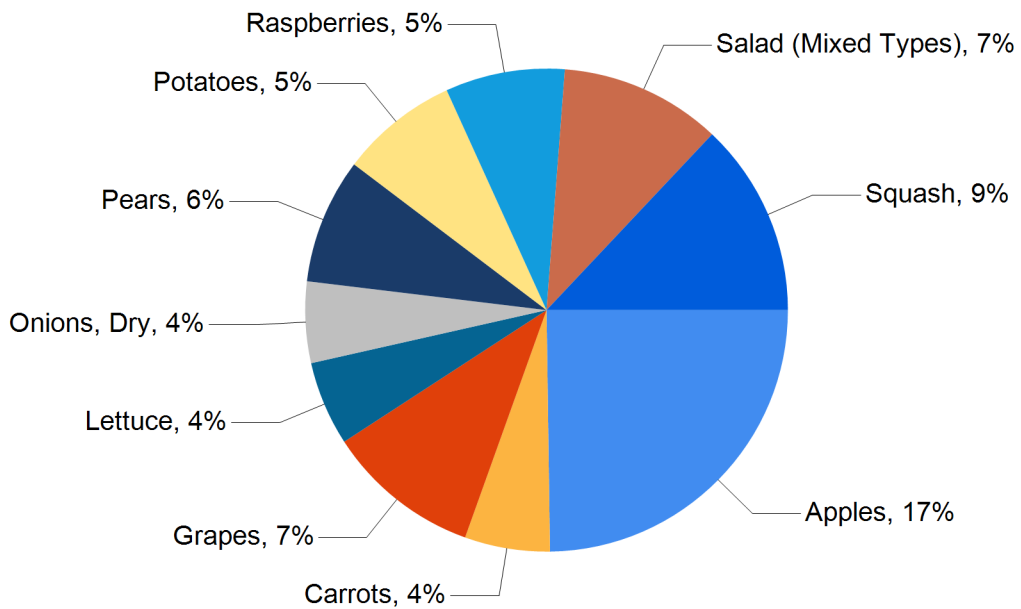
Top 5 Commodities Featured This Week



Top 10 Commodities as Percentage of Total Conventional Ads

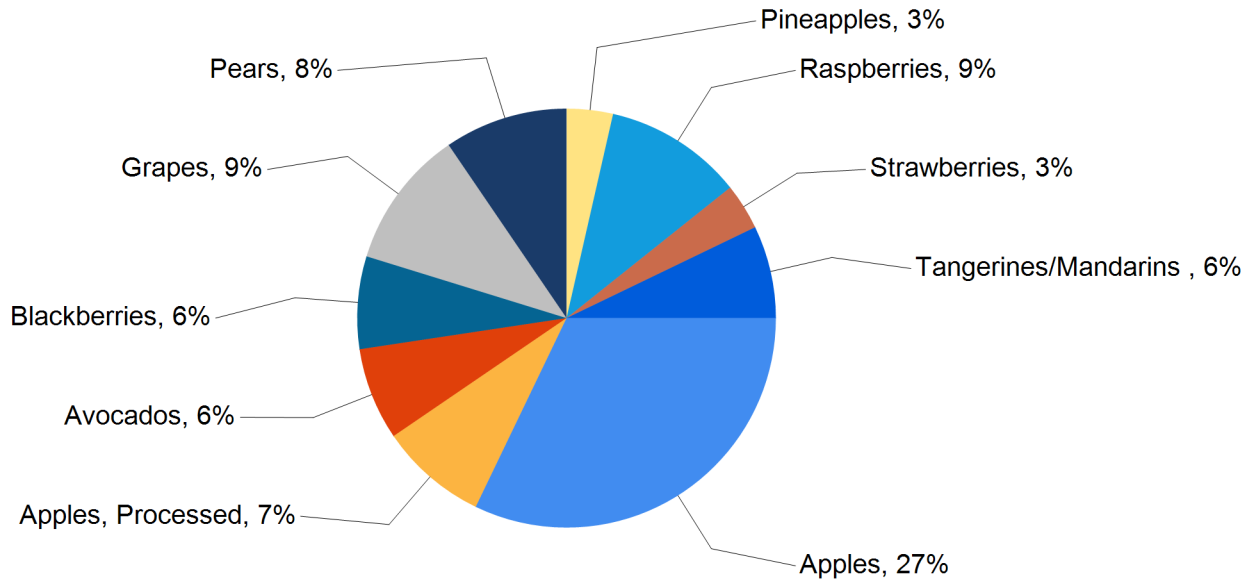


Top 10 Commodities as Percentage of Total Organic Ads

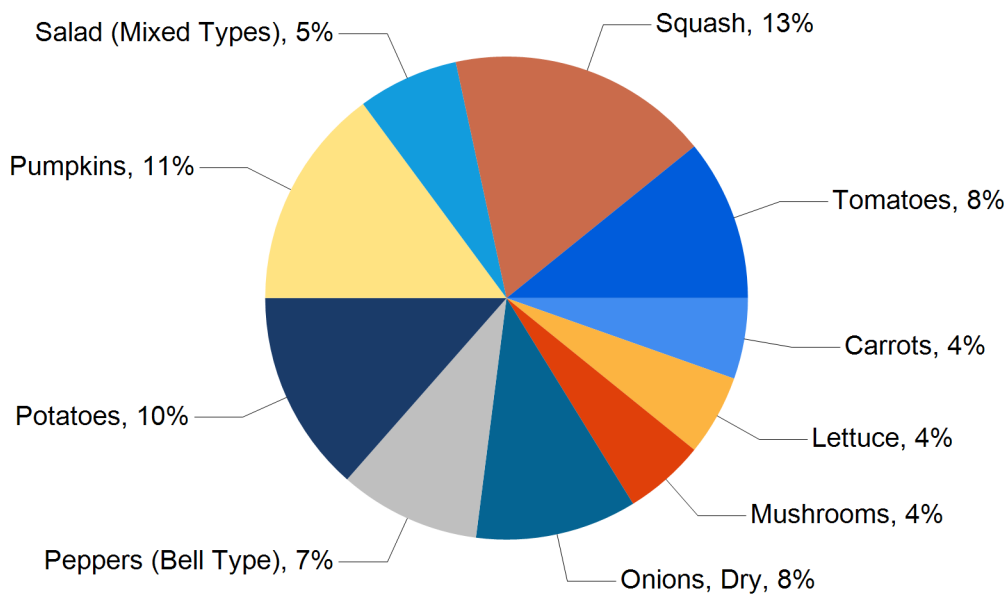


Wtd Avg - Simple weighted average

Top 10 Fruits as Percentage of Total Fruit Ads



Top 10 Vegetables as Percentage of Total Vegetable Ads Including Onions and Potatoes



Wtd Avg - Simple weighted average

NATIONAL CONVENTIONAL SUMMARY
 (not including AK & HI)

Fruit								
Commodity	Variety	Unit	THIS WEEK		LAST WEEK		LAST YEAR	
			Number of Ads	Wtd Avg Price	Number of Ads	Wtd Avg Price	Number of Ads	Wtd Avg Price
Apple Pears		each	110	0.99				
Apple Pears		per lb	46	2.12	113	1.86		
Apples	Ambrosia	per lb	42	1.59	455	1.74		
Apples	Cortland	3 lb bag	174	2.77	119	3.66		
Apples	Cortland	per lb	450	1.12	404	1.40		
Apples	Empire	2 lb bag	166	2.56				
Apples	Empire	per lb	518	1.22	122	0.99		
Apples	Envy	per lb	420	2.92	287	1.88		
Apples	Fuji	2 lb bag	137	2.92	20	3.99	61	3.49
Apples	Fuji	3 lb bag	130	2.86	141	3.20	345	3.47
Apples	Fuji	5 lb bag	1,031	4.97	51	5.85	205	5.91
Apples	Fuji	per lb	1,447	1.23	1,069	1.10	1,131	1.64
Apples	Gala/Royal Gala	2 lb bag	341	2.76	148	3.68	1,340	3.85
Apples	Gala/Royal Gala	3 lb bag	1,540	3.67	1,316	3.59	1,384	3.27
Apples	Gala/Royal Gala	5 lb bag	989	4.99	182	5.30	328	5.90
Apples	Gala/Royal Gala	per lb	3,549	1.31	2,868	1.16	3,281	1.37
Apples	Ginger Gold	3 lb bag	24	2.99	40	2.99	5	2.99
Apples	Ginger Gold	per lb	213	0.99	105	1.34		
Apples	Golden Delicious	2 lb bag	107	2.92				
Apples	Golden Delicious	3 lb bag	321	3.35	201	3.63	448	3.20
Apples	Golden Delicious	5 lb bag	201	3.99			17	4.99
Apples	Golden Delicious	per lb	736	1.42	456	1.07	472	1.10
Apples	Granny Smith	2 lb bag	34	2.95	20	3.99	158	3.09
Apples	Granny Smith	3 lb bag	820	2.59	41	2.50	1,134	3.36
Apples	Granny Smith	5 lb bag	1,101	4.97	44	5.99	109	5.71
Apples	Granny Smith	per lb	1,304	1.41	1,187	1.59	1,243	1.43
Apples	Honeycrisp	2 lb bag	712	3.67	2,002	2.62		
Apples	Honeycrisp	3 lb bag	266	6.88	404	5.85	1,860	6.94
Apples	Honeycrisp	5 lb bag	444	4.88	37	4.18	155	6.93
Apples	Honeycrisp	per lb	7,610	1.92	6,914	1.90	5,769	1.96
Apples	Jazz	2 lb bag	81	2.50				
Apples	Jonagold	3 lb bag	85	3.62	29	2.65	28	2.51
Apples	Jonagold	per lb	153	0.92	84	1.22	367	1.02

Wtd Avg - Simple weighted average



Commodity	Variety	Unit	THIS WEEK		LAST WEEK		LAST YEAR	
			Number of Ads	Wtd Avg Price	Number of Ads	Wtd Avg Price	Number of Ads	Wtd Avg Price
Apples	Jonathan	3 lb bag	148	3.44	197	3.28	191	3.06
Apples	McIntosh	2 lb bag	196	2.63	19	2.99		
Apples	McIntosh	3 lb bag	426	3.09	506	3.58	829	3.47
Apples	McIntosh	per lb	1,084	1.42	672	1.13	2,204	1.43
Apples	OPAL	per lb	122	1.99				
Apples	Pink Lady/Cripps Pink	2 lb bag	137	4.48			136	2.95
Apples	Pink Lady/Cripps Pink	per lb	1,341	1.48	715	1.38	121	1.71
Apples	Red Delicious	2 lb bag	273	2.70	19	2.99		
Apples	Red Delicious	3 lb bag	926	3.55	501	3.39	843	3.43
Apples	Red Delicious	5 lb bag	52	5.55	73	6.04	286	4.98
Apples	Red Delicious	per lb	773	1.21	736	1.19	931	1.16
Apples	Rome	3 lb bag	25	2.90			59	3.99
Apples	Rome	per lb	49	1.08	228	1.49	22	1.49
Apples, Processed	Juice	128 oz (1 gallon)	42	6.55	58	6.65	56	4.37
Apples, Processed	Juice	64 oz (1/2 gallon)	5,076	2.67	3,222	2.70	3,091	2.27
Apples, Processed	Juice Marked Cider	128 oz (1 gallon)	1,718	6.65	1,605	6.49	473	7.40
Apples, Processed	Juice Marked Cider	64 oz (1/2 gallon)	2,487	3.90	3,164	4.30	1,195	4.47
Avocados	Hass	each	5,898	1.04	5,176	1.15	7,794	1.29
Avocados	Hass-Marked Extra Large	each	104	2.70	113	1.64		
Avocados	Hass-Marked Large	each	1,058	1.85	1,020	1.46		
Avocados	Hass-Marked Medium	each	468	0.94	794	1.25		
Avocados	Hass-Marked Small	each	89	0.52	110	0.55		
Avocados	Various Greenskin Varieties	each	42	1.69			31	2.43
Bananas		per lb	618	0.51	347	0.53	584	0.47
Blackberries		1 pint (11-12 oz cntr w/ lid)	122	5.00				
Blackberries		5.6-6 oz package	7,077	2.70	4,586	3.23	5,486	2.64
Blueberries		1 pint (11-12 oz cntr w/ lid)	249	3.93	204	3.96		
Blueberries		6 oz package	1,490	3.59	1,200	3.36	2,298	2.39
Cactus Pears		each	25	0.29	254	0.24		
Cantaloupes		each	1,942	3.31	1,360	3.18	650	3.27
Cantaloupes		per lb	222	0.95	432	0.58	156	1.24
Clementines		2 lb bag	381	4.65	319	3.13	737	4.60
Clementines		3 lb bag	990	4.76	1,445	4.88	1,030	4.52
Clementines		5 lb bag	24	10.99				
Cranberries		12 oz bag	1,270	2.54	1,031	2.43	2,106	2.29
Grapefruit	RED	each	461	1.50	302	1.98	36	1.28

Wtd Avg - Simple weighted average



Commodity	Variety	Unit	THIS WEEK		LAST WEEK		LAST YEAR	
			Number of Ads	Wtd Avg Price	Number of Ads	Wtd Avg Price	Number of Ads	Wtd Avg Price
Grapes	Black Seedless	per lb	807	2.88	2,143	2.87	2,985	1.98
Grapes	Red Globe Seeded Type	per lb	28	2.61	456	2.94	216	2.88
Grapes	Red Seedless	per lb	3,663	2.74	5,468	2.82	7,004	2.16
Grapes	White Seedless Type	per lb	4,366	2.75	7,612	2.43	8,755	1.90
Honeydews		each	49	4.77	915	4.23	85	3.47
Honeydews		per lb	488	1.04	55	0.79	115	1.29
Kiwifruit	Hayward	each	57	0.68			630	0.52
Lemons		1 lb bag	190	2.50				
Lemons		2 lb bag	1,393	3.26	727	3.86	796	3.78
Lemons		each	1,574	0.78	2,330	0.76	1,271	0.56
Lemons		per lb	6	1.50			47	0.98
Limes		each	1,433	0.35	243	0.36	822	0.40
Mangoes	Round Varieties	each	2,247	0.89	1,040	1.14		
Mangoes	Round Varieties Marked Large	each	11	2.99	8	1.99		
Nectarines	Various Yellow Flesh Varieties	per lb	8	1.99	8	1.99		
Oranges	Navel	3 lb bag	1,149	5.14	1,164	4.84	1,091	4.63
Oranges	Navel	each	762	0.96	1,135	1.05	1,018	1.13
Oranges	Navel	per lb	550	1.39	502	1.24	302	1.33
Oranges	Navel, Cara Cara	3 lb bag	107	5.62	30	5.98		
Oranges	Navel, Cara Cara	each	206	1.00	8	0.75		
Oranges	Navel, Cara Cara	per lb	59	1.34	17	1.85		
Oranges	Valencia	4 lb bag	46	5.99	272	4.99		
Oranges	Valencia	per lb	34	0.88	66	0.99	54	2.51
Papaya	Maradol/Tainung Types	each	11	0.99				
Papaya	Maradol/Tainung Types	per lb	1,119	1.20	702	0.81	1,903	1.02
Papaya	Solo Type	per lb	14	0.99	121	0.63	44	3.44
Peaches	Various Yellow Flesh Varieties	per lb	1,042	2.73	2,602	2.77	710	2.49
Pears	Bartlett	2 lb bag	500	3.28	24	3.99		
Pears	Bartlett	3 lb bag	28	4.67	1,480	2.71		
Pears	Bartlett	per lb	4,600	1.74	4,687	1.57	2,392	1.58
Pears	Bosc	3 lb bag	19	5.00	549	2.77		
Pears	Bosc	per lb	2,500	1.52	2,548	1.71	1,180	1.63
Pears	D'Anjou	3 lb bag	19	5.00	19	5.00		
Pears	D'Anjou	per lb	1,126	1.83	874	1.84	1,615	1.70
Persimmons		each	206	2.62			88	2.85
Persimmons		per lb	169	2.19	9	1.99	108	2.51
Pineapples		each	3,252	2.86	2,785	2.61	5,332	2.67

Wtd Avg - Simple weighted average



Commodity	Variety	Unit	THIS WEEK		LAST WEEK		LAST YEAR	
			Number of Ads	Wtd Avg Price	Number of Ads	Wtd Avg Price	Number of Ads	Wtd Avg Price
Pineapples		per lb	234	0.71	275	0.72	414	0.60
Plums		per lb	97	2.12	924	2.56	31	2.61
Plums	Interspecific Type	per lb	293	3.27	1,553	2.16		
Pomegranates		each	1,348	3.49	1,914	3.31	2,814	2.77
Pomegranates		per lb	22	1.54	78	0.79		
Raspberries		1 pint (11-12 oz cntr w/ lid)	128	5.14	152	5.79		
Raspberries		6 oz package	9,628	2.82	4,424	3.25		
Strawberries		1 lb package	4,071	3.10	7,872	2.79	2,411	2.95
Strawberries		1 pint (11-12 oz cntr w/ lid)	45	3.57				
Strawberries		2 lb package	276	4.99	331	5.25	96	2.99
Tangelos		3 lb bag	18	5.99	55	3.99		
Tangerines/Mandarins		2 lb bag	1,328	3.75	371	3.93	909	4.84
Tangerines/Mandarins		3 lb bag	5,370	4.92	4,594	4.29	2,460	5.00
Tangerines/Mandarins		5 lb package	899	8.38	228	9.99		
Tangerines/Mandarins		each	48	0.64	61	0.75	58	0.56
Tangerines/Mandarins		per lb	347	1.75	102	1.52	115	1.51
Watermelons	Red Flesh Seeded Type	per lb	55	0.25			30	0.33
Watermelons	Red Flesh Seedless Miniature	each	141	2.11	91	3.31	404	2.96
Watermelons	Red Flesh Seedless Miniature	per lb	115	1.29			115	1.29
Watermelons	Red Flesh Seedless Type	each	132	5.00	377	4.88	36	3.99
Watermelons	Red Flesh Seedless Type	per lb	67	0.43	216	0.45	133	0.50

Potatoes & Onions

Commodity	Variety	Unit	THIS WEEK		LAST WEEK		LAST YEAR	
			Number of Ads	Wtd Avg Price	Number of Ads	Wtd Avg Price	Number of Ads	Wtd Avg Price
Onions, Dry	RED	2 lb bag	130	3.22	213	2.10	95	2.16
Onions, Dry	RED	per lb	679	1.36	486	1.14	1,502	1.39
Onions, Dry	WHITE	2 lb bag	42	0.99	199	2.10	59	2.16
Onions, Dry	WHITE	3 lb bag	14	1.99			8	2.48
Onions, Dry	WHITE	per lb	2,017	1.09	3,347	1.20	733	1.15
Onions, Dry	YELLOW	2 lb bag	187	1.14	524	1.82	502	1.63
Onions, Dry	YELLOW	3 lb bag	2,954	2.18	3,985	2.89	3,195	3.00
Onions, Dry	YELLOW	5 lb bag	46	2.99	35	3.50		
Onions, Dry	YELLOW	per lb	618	0.69	804	0.86	1,139	1.01
Onions, Dry	YELLOW MARKED SWEET	2 lb bag	558	1.49	24	2.82	154	2.78
Onions, Dry	YELLOW MARKED SWEET	3 lb bag	845	3.53	966	3.41	403	3.10
Onions, Dry	YELLOW MARKED SWEET	5 lb bag	252	4.99			301	4.99

Wtd Avg - Simple weighted average



Commodity	Variety	Unit	THIS WEEK		LAST WEEK		LAST YEAR	
			Number of Ads	Wtd Avg Price	Number of Ads	Wtd Avg Price	Number of Ads	Wtd Avg Price
Onions, Dry	YELLOW MARKED SWEET	per lb	2,808	1.32	1,200	1.18	1,274	1.23
Potatoes	ROUND RED	10 lb bag	53	3.99	9	3.99		
Potatoes	ROUND RED	3 lb bag	153	3.44	121	2.71	124	4.90
Potatoes	ROUND RED	5 lb bag	2,834	3.99	1,880	3.41	733	3.26
Potatoes	ROUND RED	per lb	404	0.97	308	0.94	1,074	1.11
Potatoes	ROUND WHITE	3 lb bag	80	2.24	19	3.00		
Potatoes	ROUND WHITE	5 lb bag	874	2.98	833	2.71	359	3.46
Potatoes	ROUND WHITE	per lb	146	0.91	205	0.96	68	0.99
Potatoes	RUSSET	10 lb bag	615	3.87	539	3.90	904	4.45
Potatoes	RUSSET	3 lb bag	19	3.00	35	2.45	23	1.75
Potatoes	RUSSET	5 lb bag	2,894	2.82	2,616	2.80	2,367	3.00
Potatoes	RUSSET	8 lb bag	856	4.13	296	6.42	531	3.80
Potatoes	RUSSET	per lb	730	0.77	1,730	1.00	827	1.08
Potatoes	YELLOW TYPE	10 lb bag	53	3.99	8	3.89	8	2.99
Potatoes	YELLOW TYPE	3 lb bag	252	2.85	146	2.53	195	3.86
Potatoes	YELLOW TYPE	5 lb bag	2,340	4.43	2,884	3.41	921	3.47
Potatoes	YELLOW TYPE	per lb	55	1.50	169	1.02	873	1.13

Vegetables

Commodity	Variety	Unit	THIS WEEK		LAST WEEK		LAST YEAR	
			Number of Ads	Wtd Avg Price	Number of Ads	Wtd Avg Price	Number of Ads	Wtd Avg Price
Artichokes		each	1,109	3.48	170	2.27	543	2.23
Asparagus	GREEN	per lb	4,028	2.96	4,590	3.65	5,931	2.95
Beans	ROUND GREEN TYPE	12 oz bag	1,392	2.21	596	2.80		
Beans	ROUND GREEN TYPE	per lb	819	2.34	1,741	1.82	202	1.49
Beets		per bunch	78	1.99	83	2.85	55	3.00
Beets		per lb	22	0.61	60	0.90	25	0.58
Bok Choy		per lb	7	0.99	65	1.24	7	1.29
Broccoli		per bunch	1,927	2.90	1,906	2.97	1,609	2.71
Broccoli		per lb	17	1.49	8	1.99	92	1.65
Broccoli	BABY HYBRID TYPE	per bunch	19	2.99	65	2.99	20	2.50
Broccoli	CROWN CUT	per lb	1,675	1.61	2,809	1.62	1,884	1.65
Brussels Sprouts		1 lb bag	694	3.69	272	3.49		
Brussels Sprouts		per lb	1,137	3.08	1,060	3.39	3,138	3.17
Cabbage	RED TYPE	per lb	32	0.52			10	1.28
Cabbage	ROUND GREEN TYPE	per lb	3,160	0.61	2,905	0.73	1,718	0.68
Cactus Leaf (Nopales)		per lb	11	0.77	60	0.96	55	1.05

Wtd Avg - Simple weighted average



Commodity	Variety	Unit	THIS WEEK		LAST WEEK		LAST YEAR	
			Number of Ads	Wtd Avg Price	Number of Ads	Wtd Avg Price	Number of Ads	Wtd Avg Price
Carrots		1 lb bag	299	0.99	405	1.03	371	0.87
Carrots		2 lb bag	1,457	1.80	410	1.77	583	1.70
Carrots		5 lb film bag	106	2.67	110	2.51		
Carrots		per bunch	17	1.89	107	2.50		
Carrots		per lb	187	0.70	141	0.70	180	0.60
Carrots	BABY PEELED	1 lb bag	2,288	1.43	674	1.50	2,269	1.31
Carrots	BABY PEELED	2 lb bag	443	2.96	1,657	2.38	1,153	2.65
Cauliflower		each	1,598	2.79	2,064	2.80	815	2.87
Cauliflower		per lb	212	1.44	247	1.80	188	1.23
Celery		each	1,583	1.45	1,165	1.61	2,611	1.70
Celery		per lb	26	1.49	162	1.25	198	1.62
Celery	HEARTS	per package	819	2.71	236	3.35		
Chayote		each	238	0.53	222	0.48	98	0.51
Chayote		per lb	375	1.15	128	0.89	104	0.78
Chinese Cabbage		per lb	7	0.59	40	0.59		
Cilantro		per bunch	981	0.75	787	0.68	996	0.43
Collards		1 lb bag	240	2.70	17	2.49	20	3.50
Collards		per bunch	115	1.34	245	1.09	87	2.49
Collards		per lb	22	1.29	47	1.48	202	0.87
Corn-Sweet		each	502	0.60	324	0.51	124	0.60
Corn-Sweet		trays 4-5 ears film wrapped	362	5.44	206	4.96		
Cucumbers		each	3,051	0.75	2,955	0.80	2,722	0.75
Cucumbers	LONG SEEDLESS - Greenhouse	each	1,013	1.62	403	1.61	755	1.62
Eggplant		each	154	2.05				
Eggplant		per lb	646	1.59	329	1.30	575	1.50
Garlic		per sleeve	176	1.67	171	1.50	130	1.49
Jalapeno Peppers		per lb	1,936	1.24	3,497	1.31	512	0.99
Kale		1 lb bag	223	2.68			20	3.50
Kale		per bunch	107	1.35	64	3.00	50	0.92
Kale		per lb	9	0.99	47	1.48	198	0.88
Lettuce	Green Leaf	each	179	1.35	441	1.45	68	2.00
Lettuce	Iceberg	each	1,395	1.20	630	1.35	636	1.67
Lettuce	Red Leaf	each	179	1.35	169	1.38	68	2.00
Lettuce	Romaine	each	409	2.26	301	3.44	68	2.00
Lettuce	Romaine	per lb	50	1.38				
Lettuce	Romaine (Hearts)	3 count	1,472	3.09	1,186	3.08	164	2.09
Mixed Mini Sweet Peppers		1 lb package	787	3.57	683	3.29	352	2.82

Wtd Avg - Simple weighted average



Commodity	Variety	Unit	THIS WEEK		LAST WEEK		LAST YEAR	
			Number of Ads	Wtd Avg Price	Number of Ads	Wtd Avg Price	Number of Ads	Wtd Avg Price
Mushrooms	CREMINI	8 oz package	1,048	1.90	686	2.05		
Mushrooms	PORTOBELLA	6 oz package	92	3.00	117	2.38		
Mushrooms	PORTOBELLA	per lb	6	7.98	81	6.98	6	6.98
Mushrooms	WHITE	8 oz package	2,931	1.60	1,324	2.04	1,921	1.82
Mushrooms	WHITE	per lb	30	3.52	103	2.48		
Mustard		1 lb bag	11	2.77				
Mustard		per bunch	29	0.99	245	1.09		
Onions, Green		per bunch	97	0.84	138	1.00	32	0.49
Peppers (Bell Type)	GREEN	each	2,516	0.79	3,271	0.92	2,780	0.71
Peppers (Bell Type)	GREEN	per lb	262	1.56	1,001	1.36	783	1.53
Peppers (Bell Type)	ORANGE - Greenhouse	each	101	1.09	24	1.42	79	1.39
Peppers (Bell Type)	ORANGE	each	1,980	1.32	1,596	1.40	2,353	1.39
Peppers (Bell Type)	ORANGE	per lb	160	2.77	291	2.76	67	3.57
Peppers (Bell Type)	ORANGE - Greenhouse	per lb	331	2.99	9	2.99	9	3.57
Peppers (Bell Type)	RED - Greenhouse	each	101	1.09	39	1.52	81	1.40
Peppers (Bell Type)	RED	each	1,961	1.33	1,755	1.34	2,342	1.40
Peppers (Bell Type)	RED	per lb	216	2.68	300	2.46	134	3.26
Peppers (Bell Type)	RED - Greenhouse	per lb	331	2.99	9	2.99	9	3.26
Peppers (Bell Type)	YELLOW - Greenhouse	each	101	1.09	39	1.52	81	1.39
Peppers (Bell Type)	YELLOW	each	1,983	1.39	1,643	1.40	2,416	1.39
Peppers (Bell Type)	YELLOW	per lb	160	2.77	291	2.76	76	3.35
Peppers (Bell Type)	YELLOW - Greenhouse	per lb	331	2.99	17	2.80	9	3.35
Pumpkins		each	4,706	4.65	5,895	5.88	2,666	4.79
Pumpkins		per lb	137	0.42	70	0.38	225	0.51
Pumpkins	Marked Extra Large	each	857	6.97	387	6.66		
Pumpkins	Marked Extra Large	per lb	144	0.49	107	0.49		
Pumpkins	Marked Large	each	3,537	5.98	5,045	6.42		
Pumpkins	Marked Large	per lb	8	0.79	10	0.99		
Pumpkins	Marked Medium	each	679	5.58	2,291	4.73		
Pumpkins	Marked Medium	per lb	61	0.39				
Pumpkins	Marked Small	each	9	4.00	122	3.00		
Pumpkins	MINIATURE	each	1,776	1.47	266	0.88	296	1.03
Pumpkins	MINIATURE	per lb	320	1.99	65	1.99	262	1.99
Pumpkins	PIE TYPE	each	3,980	2.70	4,064	1.99	2,967	2.71
Pumpkins	PIE TYPE	per lb	1,367	0.99	263	1.00	229	0.79
Radishes		1 lb bag	9	1.88			207	1.66
Radishes		per bunch	29	0.99			100	0.97

Wtd Avg - Simple weighted average



Commodity	Variety	Unit	THIS WEEK		LAST WEEK		LAST YEAR	
			Number of Ads	Wtd Avg Price	Number of Ads	Wtd Avg Price	Number of Ads	Wtd Avg Price
Salad (Mixed Types)		10-12 oz package	2,528	2.54	2,068	2.69	3,284	3.15
Salad (Mixed Types)		5-9 oz package	1,865	2.74	2,413	2.91	3,468	3.25
Serrano Peppers		per lb	334	2.66	31	1.20	199	1.07
Spinach		per bunch	171	1.46	29	1.19	12	1.52
Spinach	FLAT TYPE	1 lb package	183	2.50	64	5.00	78	4.79
Spinach	FLAT TYPE	5-7 oz package	27	2.99	150	2.93		
Spinach	FLAT TYPE	8-10 oz package	237	2.59	87	2.23		
Squash	Acorn	per lb	3,814	1.18	4,598	0.89	3,086	1.14
Squash	Butternut	per lb	3,569	1.17	4,606	0.89	3,187	1.13
Squash	GREY	per lb	350	0.77	411	0.94	248	0.91
Squash	Kabocha	per lb	745	0.99	484	0.98		
Squash	Spaghetti	per lb	3,875	1.17	4,709	0.91	3,045	1.15
Squash	Yellow Crookneck/Straightneck	per lb	1,131	1.47	439	1.49	745	1.52
Squash	Zucchini	per lb	1,950	1.38	1,370	1.27	2,177	1.39
Sweet Potatoes		3 lb bag	133	1.95	121	2.53		
Sweet Potatoes		per lb	1,082	1.20	1,505	0.98	1,444	0.99
Tomatillos		per lb	512	0.93	732	1.20	158	1.10
Tomatoes		per lb	2,176	2.37	1,675	1.72	1,490	1.56
Tomatoes	Cherry Type	10 oz package	240	2.26	281	2.53		
Tomatoes	GRAPE TYPE	1 pint package	1,076	2.54	1,378	2.70	1,959	2.31
Tomatoes	GRAPE TYPE	10 oz package	637	2.55	1,113	2.73	791	2.70
Tomatoes	Plum Type (Roma)	per lb	2,619	1.11	3,283	1.15	578	1.18
Tomatoes	VINE RIPES	per lb	309	1.56	1,496	1.08	167	2.00
Tomatoes	VINE RIPES - Greenhouse	per lb	809	1.92	1,525	1.48	377	2.00
Tomatoes	Vine Ripes - Heirloom Varieties - Greenhouse	per lb	358	3.14	252	2.99		
Tomatoes	VINE RIPES - ON THE VINE - Greenhouse	per lb	2,989	1.72	3,730	1.78	3,491	1.61
Turnip Tops		1 lb bag	11	2.77				
Turnip Tops		per bunch	29	0.99	245	1.09	38	2.07

Other Specialty Crop Items

Commodity	Variety	Unit	THIS WEEK		LAST WEEK		LAST YEAR	
			Number of Ads	Wtd Avg Price	Number of Ads	Wtd Avg Price	Number of Ads	Wtd Avg Price
Hemp Protein		16 oz	153	10.56	260	14.44	117	16.95
Hemp Protein		8 oz	86	7.99	86	7.99		
Hemp Seeds Shelled		16 oz	202	13.33	202	13.33	446	13.42
Hemp Seeds Shelled		7 oz	275	9.60	312	7.57		
Hemp Seeds Shelled		8 oz	598	8.30	949	7.67		

Wtd Avg - Simple weighted average



Seasonal Items								
Commodity	Variety	Unit	THIS WEEK		LAST WEEK		LAST YEAR	
			Number of Ads	Wtd Avg Price	Number of Ads	Wtd Avg Price	Number of Ads	Wtd Avg Price
Ornamentals	Chrysanthemums	6 inch pot	24	11.74	457	9.79	1,078	9.13
Ornamentals	Chrysanthemums	8 Inch Pot	223	6.03	85	6.74	112	7.13
Ornamentals	Rose, Hybrid Tea	bunched 12s	436	11.91	153	12.83	835	11.00

Wtd Avg - Simple weighted average



REGIONAL CONVENTIONAL DETAILS

Commodity	Variety	Unit	NORTHEAST U.S.				SOUTHEAST U.S.				MIDWEST U.S.			
			Price Range	Number of Ads	Wtd Avg Price	% Marked Local	Price Range	Number of Ads	Wtd Avg Price	% Marked Local	Price Range	Number of Ads	Wtd Avg Price	% Marked Local
FRUIT														
Apple Pears		per lb	2.99	6	2.99									
Apples	Cortland	3 lb bag	2.49	78	2.49					2.99	96	2.99		
Apples	Cortland	per lb	0.99 - 1.69	402	1.13					0.97	25	0.97		
Apples	Empire	2 lb bag	2.50 - 2.99	166	2.56									
Apples	Empire	per lb	0.99 - 1.49	518	1.22									
Apples	Envy	per lb								2.99	106	2.99		
Apples	Fuji	2 lb bag				2.50 - 2.95	81	2.91		2.95	22	2.95		
Apples	Fuji	3 lb bag	3.99	9	3.99	2.50 - 3.98	50	2.86		1.99 - 4.00	41	2.89		
Apples	Fuji	5 lb bag								4.99	583	4.99		
Apples	Fuji	per lb	0.99 - 2.49	49	1.72	1.49	228	1.49		0.69 - 1.79	261	1.20		
Apples	Gala/Royal Gala	2 lb bag	2.50 - 2.99	196	2.63	2.50 - 2.99	89	2.91		2.95	22	2.95		
Apples	Gala/Royal Gala	3 lb bag	2.99 - 4.49	77	3.90	2.50 - 5.99	813	4.24		1.99 - 4.59	224	3.42		
Apples	Gala/Royal Gala	5 lb bag	3.99	8	3.99					3.99 - 7.99	603	5.04		
Apples	Gala/Royal Gala	per lb	0.99 - 1.99	824	1.51	0.99 - 2.99	633	1.54		0.69 - 1.99	824	1.36		
Apples	Ginger Gold	3 lb bag	2.99	24	2.99									
Apples	Ginger Gold	per lb	0.99	210	0.99	0.99	3	0.99						
Apples	Golden Delicious	2 lb bag				2.50 - 2.95	81	2.91		2.95	22	2.95		
Apples	Golden Delicious	3 lb bag	3.99 - 4.00	28	4.00	2.50 - 3.99	81	3.26		1.99 - 4.59	202	3.27		
Apples	Golden Delicious	5 lb bag	3.99	86	3.99	3.99	90	3.99		3.99	8	3.99		
Apples	Golden Delicious	per lb	1.00 - 1.99	178	1.50	0.69 - 1.49	133	1.26		0.69 - 1.99	291	1.69		
Apples	Granny Smith	3 lb bag								2.49	735	2.49		
Apples	Granny Smith	5 lb bag								4.99	583	4.99		
Apples	Granny Smith	per lb	1.49 - 1.99	74	1.93	1.38	10	1.38		0.99 - 1.99	643	1.48		
Apples	Honeycrisp	2 lb bag	2.99	175	2.99	2.99 - 3.99	315	3.11						
Apples	Honeycrisp	3 lb bag	6.99	24	6.99	6.99	228	6.99		4.99	14	4.99	1	
Apples	Honeycrisp	5 lb bag	1.69	5	1.69									
Apples	Honeycrisp	per lb	0.99 - 3.49	1729	2.08	1.28 - 3.49	3285	1.89		0.98 - 2.99	1217	2.05		
Apples	Jonagold	3 lb bag								2.50 - 3.99	43	3.27		
Apples	Jonagold	per lb								0.88 - 0.99	144	0.89		
Apples	Jonathan	3 lb bag				2.50	38	2.50		1.99 - 4.59	110	3.77		
Apples	McIntosh	2 lb bag	2.50 - 2.99	196	2.63									
Apples	McIntosh	3 lb bag	2.49 - 4.00	121	2.83	2.50	38	2.50		1.99 - 4.59	267	3.30		
Apples	McIntosh	per lb	0.99 - 1.99	762	1.41	0.99 - 1.99	245	1.51		0.97 - 1.29	54	1.14		
Apples	Pink Lady/Cripps Pink	per lb	1.99	183	1.99	1.39 - 1.99	498	1.76		0.89 - 2.99	94	1.78		
Apples	Red Delicious	2 lb bag	2.50 - 2.99	166	2.56	2.50 - 2.95	81	2.91		2.95	22	2.95		
Apples	Red Delicious	3 lb bag	3.49 - 4.99	80	3.89	2.88 - 3.99	497	3.89		1.99 - 4.59	219	3.07		

Wtd Avg - Simple weighted average



Commodity	Variety	Unit	NORTHEAST U.S.				SOUTHEAST U.S.				MIDWEST U.S.			
			Price Range	Number of Ads	Wtd Avg Price	% Marked Local	Price Range	Number of Ads	Wtd Avg Price	% Marked Local	Price Range	Number of Ads	Wtd Avg Price	% Marked Local
Apples	Red Delicious	5 lb bag									3.99	8	3.99	
Apples	Red Delicious	per lb	0.99 - 1.49	354	1.22		0.69 - 1.98	101	1.37		0.69 - 1.79	135	1.43	
Apples	Rome	3 lb bag					2.50 - 3.50	25	2.90					
Apples	Rome	per lb					0.99 - 1.28	49	1.08					
Apples, Processed	Juice	128 oz (1 gallon)									2.99	19	2.99	
Apples, Processed	Juice	64 oz (1/2 gallon)	1.49 - 5.79	1244	2.62		1.98 - 3.50	1837	2.71		2.49 - 3.49	1017	2.64	
Apples, Processed	Juice Marked Cider	128 oz (1 gallon)	5.99 - 6.99	928	6.49		6.98 - 6.99	329	6.99		3.99 - 8.97	186	6.24	
Apples, Processed	Juice Marked Cider	64 oz (1/2 gallon)	2.50 - 5.00	1349	3.77		3.00 - 4.99	507	4.09		2.49 - 6.99	279	4.17	
Avocados	Hass	each	0.69 - 2.50	1074	1.12		0.50 - 2.22	2869	1.06		0.40 - 1.66	405	1.04	
Avocados	Hass-Marked Extra Large	each									1.25	16	1.25	
Avocados	Hass-Marked Large	each	2.22	122	2.22						0.99 - 2.00	294	1.82	
Avocados	Hass-Marked Medium	each									0.69	14	0.69	
Avocados	Hass-Marked Small	each									1.49	11	1.49	
Avocados	Various Greenskin Varieties	each									1.00	13	1.00	
Bananas		per lb	0.49 - 0.59	296	0.52		0.34 - 0.59	82	0.40					
Blackberries		5.6-6 oz package	1.99 - 3.99	1139	2.82		1.99 - 3.99	2634	2.30		1.99 - 3.99	1144	2.66	
Blueberries		1 pint (11-12 oz cntr w/ lid)	3.99	200	3.99		2.99 - 3.99	28	3.49					
Blueberries		6 oz package					3.00 - 3.50	418	3.44		3.00 - 3.99	30	3.46	
Cactus Pears		each									0.25	14	0.25	
Cantaloupes		each	2.00 - 3.99	130	3.68		2.50 - 3.99	653	3.60		2.99 - 3.99	234	3.68	
Cantaloupes		per lb									1.29	8	1.29	
Clementines		2 lb bag	3.99	19	3.99		3.69	9	3.69					
Clementines		3 lb bag	3.99 - 6.99	534	4.67		3.99 - 5.99	107	4.88		3.99 - 4.99	147	4.34	
Clementines		5 lb bag	10.99	24	10.99									
Cranberries		12 oz bag	2.00 - 3.00	686	2.52		1.99 - 2.50	266	2.43		1.99 - 2.99	226	2.67	
Grapefruit	RED	each	0.80 - 2.00	431	1.46		1.00	14	1.00		3.00	16	3.00	
Grapes	Black Seedless	per lb	1.99 - 3.79	226	3.01		2.78 - 3.49	177	3.14		1.99 - 2.99	187	2.70	
Grapes	Red Globe Seeded Type	per lb					2.99	14	2.99					
Grapes	Red Seedless	per lb	1.99 - 3.99	301	3.03		1.95 - 3.79	1797	3.05		1.99 - 3.49	266	2.79	
Grapes	White Seedless Type	per lb	1.49 - 3.99	882	2.54		1.99 - 3.79	1668	3.09		1.49 - 2.99	961	2.18	
Honeydews		each	4.99	38	4.99						3.99	11	3.99	
Honeydews		per lb									1.29	8	1.29	
Kiwifruit	Hayward	each	0.67	38	0.67		0.80	12	0.80					
Lemons		1 lb bag	2.50	190	2.50									
Lemons		2 lb bag	2.99 - 3.99	278	3.72		2.99 - 3.99	1029	3.06					

Wtd Avg - Simple weighted average



Commodity	Variety	Unit	NORTHEAST U.S.				SOUTHEAST U.S.				MIDWEST U.S.			
			Price Range	Number of Ads	Wtd Avg Price	% Marked Local	Price Range	Number of Ads	Wtd Avg Price	% Marked Local	Price Range	Number of Ads	Wtd Avg Price	% Marked Local
Lemons		each	0.40 - 0.67	296	0.55		0.67 - 0.79	376	0.79					
Limes		each	0.34 - 0.60	234	0.42		0.33 - 0.67	955	0.33					
Mangoes	Round Varieties	each	0.67 - 1.66	1162	1.02		0.69 - 1.67	1061	0.73		1.25 - 1.98	24	1.49	
Nectarines	Various Yellow Flesh Varieties	per lb					1.99	8	1.99					
Oranges	Navel	3 lb bag	3.99 - 5.99	388	4.37		3.99 - 5.99	422	5.82		3.99 - 6.49	258	4.94	
Oranges	Navel	each	1.00 - 1.67	352	1.02		0.67 - 1.50	163	0.97		0.89 - 1.25	130	1.20	
Oranges	Navel	per lb									0.99 - 1.77	89	1.42	
Oranges	Navel, Cara Cara	3 lb bag	5.49 - 6.99	78	5.86		4.99	13	4.99		4.99	16	4.99	
Oranges	Navel, Cara Cara	each	1.00	192	1.00		1.00	14	1.00					
Oranges	Navel, Cara Cara	per lb									0.79 - 0.99	29	0.84	
Oranges	Valencia	4 lb bag	5.99	46	5.99									
Oranges	Valencia	per lb					0.78 - 0.99	28	0.88					
Papaya	Maradol/Tainung Types	per lb	0.99 - 1.49	75	1.38		0.79 - 1.49	403	1.43		0.79 - 0.99	30	0.88	
Papaya	Solo Type	per lb									0.99	14	0.99	
Peaches	Various Yellow Flesh Varieties	per lb	1.99 - 2.99	285	2.69		2.49 - 2.98	63	2.89		1.99	8	1.99	
Pears	Bartlett	2 lb bag					3.49	366	3.49		2.49	105	2.49	
Pears	Bartlett	3 lb bag	5.00	19	5.00									
Pears	Bartlett	per lb	0.99 - 2.29	494	1.27		0.99 - 2.29	2183	1.92		0.99 - 1.99	1198	1.64	
Pears	Bosc	3 lb bag	5.00	19	5.00									
Pears	Bosc	per lb	0.99 - 2.29	470	1.26		1.69 - 2.28	538	1.96		0.99 - 1.99	826	1.60	
Pears	D'Anjou	3 lb bag	5.00	19	5.00									
Pears	D'Anjou	per lb	0.99 - 1.99	148	1.75		1.69 - 1.99	443	1.97		1.49 - 1.99	229	1.78	
Persimmons		each	2.50 - 3.99	206	2.62									
Persimmons		per lb	2.99	71	2.99						1.99	7	1.99	
Pineapples		each	0.99 - 3.99	1764	2.80		1.29 - 3.98	821	2.61		1.99 - 3.99	311	3.04	
Plums		per lb	3.49	24	3.49		1.98	26	1.98		1.69	8	1.69	
Plums	Interspecific Type	per lb	2.49	38	2.49		3.49	228	3.49					
Pomegranates		each	2.99 - 3.50	312	3.31		1.99	38	1.99		0.99 - 2.99	37	2.51	
Raspberries		6 oz package	1.99 - 3.99	1517	2.92		1.99 - 3.99	2361	2.53		0.99 - 3.99	2615	2.50	
Strawberries		1 lb package	1.99 - 4.99	680	3.53		1.99 - 4.59	390	3.32		0.99 - 3.99	1331	2.58	
Strawberries		1 pint (11-12 oz cntr w/ lid)	3.34 - 3.99	45	3.57									
Tangelos		3 lb bag									5.99	10	5.99	
Tangerines/Mandarins		2 lb bag	2.99 - 3.99	397	3.18		2.98 - 4.99	29	3.19		4.99	8	4.99	
Tangerines/Mandarins		3 lb bag	2.88 - 7.49	275	5.28		3.99 - 7.49	3428	5.00		3.99 - 7.49	882	4.68	
Tangerines/Mandarins		5 lb package					7.49 - 10.99	691	8.64		7.49	22	7.49	
Tangerines/Mandarins		each	1.00	19	1.00									

Wtd Avg - Simple weighted average



Commodity	Variety	Unit	NORTHEAST U.S.				SOUTHEAST U.S.				MIDWEST U.S.			
			Price Range	Number of Ads	Wtd Avg Price	% Marked Local	Price Range	Number of Ads	Wtd Avg Price	% Marked Local	Price Range	Number of Ads	Wtd Avg Price	% Marked Local
Tangerines/Mandarins		per lb	1.99	6	1.99					1.98	8	1.98		
Watermelons	Red Flesh Seedless Miniature	each					2.00	73	2.00		2.00	22	2.00	
Watermelons	Red Flesh Seedless Miniature	per lb								1.29	8	1.29		
Watermelons	Red Flesh Seedless Type	each					5.98	2	5.98					

POTATOES & ONIONS

Onions, Dry	RED	2 lb bag	2.50 - 3.50	123	3.35					0.99	7	0.99	
Onions, Dry	RED	per lb	1.29 - 1.99	99	1.79		0.99 - 1.49	16	1.33		0.89 - 1.29	52	0.99
Onions, Dry	WHITE	3 lb bag								1.99	14	1.99	
Onions, Dry	WHITE	per lb					0.99	12	0.99		0.79 - 1.39	665	1.32
Onions, Dry	YELLOW	2 lb bag	0.99 - 1.99	73	1.25		0.98 - 0.99	94	0.98		0.79 - 2.99	20	1.45
Onions, Dry	YELLOW	3 lb bag	1.50 - 2.50	1029	2.22		1.50 - 2.99	1213	2.04		1.49 - 3.29	392	2.47
Onions, Dry	YELLOW	5 lb bag	2.99	46	2.99								
Onions, Dry	YELLOW	per lb	0.79	35	0.79		0.79 - 0.88	73	0.83		0.39 - 1.79	48	1.18
Onions, Dry	YELLOW MARKED SWEET	2 lb bag	1.49 - 1.59	253	1.56		1.29	277	1.29		2.50 - 2.99	28	2.75
Onions, Dry	YELLOW MARKED SWEET	3 lb bag	2.99 - 3.99	696	3.53		2.98	46	2.98				
Onions, Dry	YELLOW MARKED SWEET	5 lb bag	4.99	24	4.99		4.99	228	4.99				
Onions, Dry	YELLOW MARKED SWEET	per lb	0.99 - 1.69	305	1.39		0.98 - 1.49	1242	1.33		0.99 - 1.77	648	1.49
Potatoes	ROUND RED	3 lb bag	3.00	19	3.00		3.49	12	3.49				
Potatoes	ROUND RED	5 lb bag	2.99 - 3.99	290	3.08		2.88 - 3.98	1063	2.99		1.99 - 6.49	1028	5.41
Potatoes	ROUND RED	per lb	0.69 - 0.99	206	0.98					0.99	13	0.99	
Potatoes	ROUND WHITE	3 lb bag	3.00	19	3.00					2.00	61	2.00	
Potatoes	ROUND WHITE	5 lb bag	1.99 - 3.99	859	2.98		2.98	15	2.98				
Potatoes	RUSSET	10 lb bag	4.99	144	4.99		3.99 - 4.49	29	4.46		3.99 - 4.99	68	4.34
Potatoes	RUSSET	3 lb bag	3.00	19	3.00								
Potatoes	RUSSET	5 lb bag	1.99 - 4.99	909	2.68		2.48 - 4.99	418	4.08		1.48 - 4.29	457	3.14
Potatoes	RUSSET	8 lb bag	2.99 - 4.99	258	3.85		2.99 - 4.99	520	4.40		1.99 - 3.49	42	3.24
Potatoes	RUSSET	per lb	0.99 - 1.49	294	1.12		0.79 - 0.98	53	0.85		0.58 - 0.99	27	0.79
Potatoes	YELLOW TYPE	3 lb bag	3.00	19	3.00					0.89 - 3.50	58	1.77	
Potatoes	YELLOW TYPE	5 lb bag	2.99 - 4.99	654	3.73		2.99 - 4.99	237	4.92		1.99 - 5.99	1005	5.06
Potatoes	YELLOW TYPE	per lb	0.99 - 1.49	15	1.26					0.39	8	0.39	

VEGETABLES

Artichokes		each	1.50	28	1.50								
Asparagus	GREEN	per lb	1.79 - 4.99	840	2.87		1.99 - 3.99	260	2.18		1.97 - 3.99	1291	3.03

Wtd Avg - Simple weighted average



Commodity	Variety	Unit	NORTHEAST U.S.				SOUTHEAST U.S.				MIDWEST U.S.			
			Price Range	Number of Ads	Wtd Avg Price	% Marked Local	Price Range	Number of Ads	Wtd Avg Price	% Marked Local	Price Range	Number of Ads	Wtd Avg Price	% Marked Local
Beans	ROUND GREEN TYPE	12 oz bag	3.49	183	3.49		2.00 - 3.49	1209	2.02					
Beans	ROUND GREEN TYPE	per lb	1.29	5	1.29		1.99 - 3.50	262	3.30		0.99 - 1.66	219	1.05	
Beets		per bunch	1.99	78	1.99									
Beets		per lb									0.68	14	0.68	
Broccoli		per bunch	2.50	8	2.50	1	1.95 - 3.00	1636	2.95		1.95 - 3.49	75	2.85	
Broccoli		per lb									1.49	17	1.49	
Broccoli	BABY HYBRID TYPE	per bunch	2.99	19	2.99									
Broccoli	CROWN CUT	per lb	0.99 - 1.99	844	1.45		1.69 - 1.99	362	1.96		0.99 - 2.99	130	1.61	
Brussels Sprouts		1 lb bag	3.49 - 4.99	207	3.66		3.49 - 4.99	242	4.90		2.50	245	2.50	
Brussels Sprouts		per lb	2.99	78	2.99		2.99	30	2.99		2.99	559	2.99	
Cabbage	RED TYPE	per lb	0.59	11	0.59									
Cabbage	ROUND GREEN TYPE	per lb	0.49 - 0.89	633	0.70		0.48 - 0.79	1358	0.53		0.39 - 0.89	594	0.66	
Carrots		1 lb bag	0.99 - 1.00	52	1.00		0.99	247	0.99					
Carrots		2 lb bag	1.79 - 1.89	83	1.88		1.00 - 2.00	1104	1.84		1.00 - 1.88	206	1.73	
Carrots		5 lb film bag									4.59	9	4.59	
Carrots		per bunch	1.99	9	1.99						1.77	8	1.77	
Carrots		per lb	0.99	15	0.99									
Carrots	BABY PEELED	1 lb bag	0.99 - 1.99	725	1.58		0.99 - 2.00	744	1.49		0.99 - 1.99	300	1.39	
Carrots	BABY PEELED	2 lb bag					1.99 - 3.00	381	2.96		2.79	6	2.79	
Cauliflower		each	1.99 - 3.99	587	2.60		1.95 - 3.99	701	3.16		1.95 - 2.99	41	2.43	
Cauliflower		per lb	3.99	24	3.99						0.69 - 1.69	127	1.09	
Celery		each	1.49 - 2.00	218	1.75		1.49 - 1.99	1002	1.50		1.50 - 2.00	77	1.68	
Celery	HEARTS	per package	2.50 - 3.99	664	2.80		2.50	34	2.50					
Chayote		each	0.67 - 0.80	33	0.75									
Chayote		per lb					1.29	277	1.29					
Cilantro		per bunch	0.89 - 1.49	291	1.27		0.60 - 0.79	37	0.62		0.39 - 0.89	78	0.53	
Collards		1 lb bag	2.50 - 3.50	237	2.69		3.50	3	3.50					
Collards		per bunch	1.49	78	1.49						0.99	29	0.99	
Collards		per lb	0.99	9	0.99		1.49	13	1.49					
Corn-Sweet		each	0.67 - 0.69	312	0.68		0.60 - 0.66	36	0.60		0.33	8	0.33	
Corn-Sweet		trays 4-5 ears film wrapped	5.00 - 5.99	345	5.46		5.00	14	5.00					
Cucumbers		each	0.50 - 1.00	445	0.75		0.59 - 0.89	354	0.69		0.50 - 0.88	82	0.71	
Cucumbers	LONG SEEDLESS - Greenhouse	each	1.67 - 2.99	384	1.73		1.50 - 1.67	281	1.64		0.68 - 2.00	116	1.35	
Eggplant		per lb	0.99 - 1.98	577	1.57		1.38	2	1.38					
Jalapeno Peppers		per lb	0.99	8	0.99		1.39 - 1.88	42	1.74		0.98 - 1.79	645	1.44	
Kale		1 lb bag	2.50 - 3.50	220	2.67		3.50	3	3.50					
Kale		per bunch	1.49	78	1.49						0.99	29	0.99	

Wtd Avg - Simple weighted average



Commodity	Variety	Unit	NORTHEAST U.S.				SOUTHEAST U.S.				MIDWEST U.S.			
			Price Range	Number of Ads	Wtd Avg Price	% Marked Local	Price Range	Number of Ads	Wtd Avg Price	% Marked Local	Price Range	Number of Ads	Wtd Avg Price	% Marked Local
Kale		per lb	0.99	9	0.99									
Lettuce	Green Leaf	each	1.50 - 2.00	55	1.82					0.98	8	0.98		
Lettuce	Iceberg	each	0.89 - 1.99	567	1.09		0.99 - 1.75	281	1.00		0.98 - 1.99	264	1.43	
Lettuce	Red Leaf	each	1.50 - 2.00	55	1.82					0.98	8	0.98		
Lettuce	Romaine	each	2.50	322	2.50					0.98	8	0.98		
Lettuce	Romaine	per lb	1.49	22	1.49					0.99 - 1.49	28	1.29		
Lettuce	Romaine (Hearts)	3 count	2.50 - 3.99	173	2.98		1.95 - 3.99	669	3.22		0.99 - 3.50	157	2.78	
Mixed Mini Sweet Peppers		1 lb package	1.99 - 3.99	544	3.77		3.49	14	3.49		2.50 - 4.35	162	3.37	
Mushrooms	CREMINI	8 oz package	2.29	183	2.29		1.29 - 3.00	595	1.48		2.50 - 2.75	131	2.68	
Mushrooms	PORTOBELLA	6 oz package									3.00	92	3.00	
Mushrooms	WHITE	8 oz package	0.99 - 3.99	1399	1.72		0.99 - 2.50	514	1.67		0.99 - 2.79	823	1.14	
Mushrooms	WHITE	per lb									2.99 - 3.99	30	3.52	
Mustard		1 lb bag					2.50 - 3.50	11	2.77					
Mustard		per bunch									0.99	29	0.99	
Onions, Green		per bunch	0.89	86	0.89						0.49	8	0.49	
Peppers (Bell Type)	GREEN	each	0.89	75	0.89		0.50 - 0.99	1060	0.70		0.75 - 1.25	285	0.97	
Peppers (Bell Type)	GREEN	per lb	1.39 - 1.99	216	1.61		1.28 - 1.79	5	1.59		0.99 - 1.99	28	1.49	
Peppers (Bell Type)	ORANGE - Greenhouse	each					0.99	73	0.99					
Peppers (Bell Type)	ORANGE	each	1.25 - 1.67	41	1.50		0.99 - 1.67	644	1.64		0.88 - 1.67	654	1.25	
Peppers (Bell Type)	ORANGE - Greenhouse	per lb	2.99	331	2.99									
Peppers (Bell Type)	ORANGE	per lb	2.49 - 2.99	151	2.84									
Peppers (Bell Type)	RED - Greenhouse	each					0.99	73	0.99					
Peppers (Bell Type)	RED	each	1.25 - 1.67	70	1.49		0.99 - 1.67	644	1.64		0.88 - 1.67	493	1.33	
Peppers (Bell Type)	RED - Greenhouse	per lb	2.99	331	2.99									
Peppers (Bell Type)	RED	per lb	1.49 - 2.99	199	2.80									
Peppers (Bell Type)	YELLOW - Greenhouse	each					0.99	73	0.99					
Peppers (Bell Type)	YELLOW	each	1.25 - 1.67	41	1.50		0.99 - 1.67	644	1.64		0.88 - 2.50	737	1.39	
Peppers (Bell Type)	YELLOW - Greenhouse	per lb	2.99	331	2.99									
Peppers (Bell Type)	YELLOW	per lb	2.49 - 2.99	151	2.84									
Pumpkins		each	3.99 - 6.99	732	4.79		2.99 - 5.99	1886	4.71		3.49 - 6.99	1293	4.36	
Pumpkins	Marked Extra Large	each	1.25 - 9.99	503	7.59		6.00	228	6.00		5.00 - 9.99	92	6.39	
Pumpkins	Marked Extra Large	per lb	0.49	144	0.49									
Pumpkins	Marked Large	each	2.29 - 7.50	1020	5.70		3.95 - 6.99	1761	6.31		3.95 - 6.99	464	6.03	
Pumpkins	Marked Large	per lb					0.79	8	0.79					

Wtd Avg - Simple weighted average



National Retail Report - Specialty Crops
 Friday, October 13, 2023 - Page 19

Commodity	Variety	Unit	NORTHEAST U.S.				SOUTHEAST U.S.				MIDWEST U.S.			
			Price Range	Number of Ads	Wtd Avg Price	% Marked Local	Price Range	Number of Ads	Wtd Avg Price	% Marked Local	Price Range	Number of Ads	Wtd Avg Price	% Marked Local
Pumpkins	Marked Medium	each	5.00	192	5.00		4.99 - 5.00	17	5.00		4.99 - 6.99	293	6.28	
Pumpkins	Marked Small	each	4.00	9	4.00									
Pumpkins	MINIATURE	each	0.80 - 1.50	198	1.36		0.80 - 1.67	1497	1.50		0.99 - 1.49	76	1.10	
Pumpkins	MINIATURE	per lb	1.99	255	1.99		1.99	65	1.99					
Pumpkins	PIE TYPE	each	2.50 - 3.50	568	3.09		0.78 - 4.99	1244	2.97		1.99 - 2.99	1032	2.07	
Pumpkins	PIE TYPE	per lb	1.29	59	1.29		0.88 - 0.99	1222	0.99		0.69	14	0.69	
Radishes		1 lb bag									1.88	9	1.88	
Radishes		per bunch	1.29	8	1.29						0.99	15	0.99	
Salad (Mixed Types)		10-12 oz package	2.49 - 4.00	620	2.69		1.50 - 3.00	247	2.23		0.99 - 3.97	938	2.26	
Salad (Mixed Types)		5-9 oz package	2.50 - 4.00	706	2.75		1.99 - 3.50	171	2.65		1.50 - 3.50	741	2.72	
Serrano Peppers		per lb					2.99	277	2.99		0.99 - 1.19	51	1.08	
Spinach		per bunch	1.49 - 2.99	97	1.78						0.99	14	0.99	
Spinach	FLAT TYPE	1 lb package	2.50	183	2.50									
Spinach	FLAT TYPE	8-10 oz package	2.99	29	2.99						2.50 - 3.00	45	2.68	
Squash	Acorn	per lb	0.79 - 1.69	1295	1.05		0.98 - 1.49	1143	1.39		0.59 - 1.49	589	0.99	
Squash	Butternut	per lb	0.79 - 1.69	1295	1.05		0.98 - 1.49	915	1.36		0.59 - 1.49	572	1.00	
Squash	GREY	per lb									0.79 - 0.99	35	0.83	
Squash	Kabocha	per lb	0.89 - 0.99	710	0.99		0.99	3	0.99		0.99	28	0.99	1
Squash	Spaghetti	per lb	0.89 - 1.69	1411	1.04		0.98 - 1.49	1143	1.39		0.59 - 1.49	589	0.99	
Squash	Yellow Crookneck/Straightneck	per lb	1.29 - 1.88	214	1.75		0.98 - 1.99	349	1.72		1.29 - 1.79	155	1.48	
Squash	Zucchini	per lb	0.89 - 1.99	686	1.59		0.98 - 1.99	383	1.65		0.79 - 1.79	178	1.41	
Sweet Potatoes		3 lb bag					1.95	73	1.95		1.95	22	1.95	
Sweet Potatoes		per lb	0.79 - 1.99	166	1.09		0.49 - 0.69	25	0.55		0.59 - 1.68	561	1.24	
Tomatillos		per lb	0.99	8	0.99						0.79 - 0.99	97	0.94	
Tomatoes		per lb	1.29 - 1.39	23	1.36		1.38 - 3.00	1221	2.97		0.99 - 2.99	683	1.87	
Tomatoes	Cherry Type	10 oz package	1.99	86	1.99		1.99	90	1.99					
Tomatoes	GRAPE TYPE	1 pint package	1.99 - 2.69	148	2.39		1.50 - 3.00	752	2.68		1.89 - 3.00	71	2.46	
Tomatoes	GRAPE TYPE	10 oz package	2.00 - 4.69	449	2.60						1.50 - 2.99	75	2.13	
Tomatoes	Plum Type (Roma)	per lb	0.99 - 1.99	444	1.49		0.98 - 1.77	145	1.29		0.79 - 1.99	849	0.97	
Tomatoes	VINE RIPES - Greenhouse	per lb	0.89 - 2.29	254	2.04		1.58 - 1.99	281	1.91		1.69 - 1.99	150	1.95	
Tomatoes	VINE RIPES	per lb	1.49	38	1.49		0.99 - 1.98	202	1.36		2.49	8	2.49	
Tomatoes	Vine Ripes - Heirloom Varieties - Greenhouse	per lb	2.99	24	2.99		2.99	228	2.99		3.50	106	3.50	
Tomatoes	VINE RIPES - ON THE VINE - Greenhouse	per lb	1.29 - 2.49	186	1.58		0.99 - 1.69	1187	1.35		0.98 - 2.79	269	2.03	
Turnip Tops		1 lb bag					2.50 - 3.50	11	2.77					
Turnip Tops		per bunch									0.99	29	0.99	

Wtd Avg - Simple weighted average



Commodity	Variety	Unit	NORTHEAST U.S.				SOUTHEAST U.S.				MIDWEST U.S.			
			Price Range	Number of Ads	Wtd Avg Price	% Marked Local	Price Range	Number of Ads	Wtd Avg Price	% Marked Local	Price Range	Number of Ads	Wtd Avg Price	% Marked Local
OTHER SPECIALTY CROP ITEMS														
Hemp Protein		16 oz					12.49	86	12.49		8.09	67	8.09	
Hemp Protein		8 oz					7.99	86	7.99					
Hemp Seeds Shelled		16 oz	14.39	122	14.39						10.79 - 11.89	80	11.71	
Hemp Seeds Shelled		7 oz	10.19	122	10.19		8.69	86	8.69		9.69	67	9.69	
Hemp Seeds Shelled		8 oz	9.59	122	9.59		6.99 - 9.99	126	8.23		6.29 - 7.99	80	7.71	
SEASONAL ITEMS														
Ornamentals	Chrysanthemums	6 inch pot									9.99 - 12.99	24	11.74	
Ornamentals	Chrysanthemums	8 Inch Pot	6.00	217	6.00						6.99	6	6.99	1
Ornamentals	Rose, Hybrid Tea	bunched 12s	10.99	272	10.99		9.98	2	9.98		10.99 - 16.99	29	14.92	

Wtd Avg - Simple weighted average



Commodity	Variety	Unit	SOUTH CENTRAL U.S.				SOUTHWEST U.S.				NORTHWEST U.S.			
			Price Range	Number of Ads	Wtd Avg Price	% Marked Local	Price Range	Number of Ads	Wtd Avg Price	% Marked Local	Price Range	Number of Ads	Wtd Avg Price	% Marked Local
FRUIT														
Apple Pears		each	0.99	110	0.99									
Apple Pears		per lb					1.99	40	1.99					
Apples	Ambrosia	per lb	1.49	6	1.49		1.49 - 1.99	10	1.89		1.49	26	1.49	
Apples	Cortland	per lb									1.19	23	1.19	
Apples	Envy	per lb					1.99	27	1.99		2.99	287	2.99	
Apples	Fuji	2 lb bag					2.95	34	2.95					
Apples	Fuji	3 lb bag	2.49	30	2.49									
Apples	Fuji	5 lb bag	4.99	208	4.99		4.99	223	4.99		3.99	17	3.99	
Apples	Fuji	per lb	1.79 - 2.29	19	1.97		0.69 - 1.99	817	1.12		0.68 - 1.99	73	1.29	
Apples	Gala/Royal Gala	2 lb bag					2.95	34	2.95					
Apples	Gala/Royal Gala	3 lb bag	1.97 - 3.99	371	2.45		3.99	55	3.99					
Apples	Gala/Royal Gala	5 lb bag	4.99	138	4.99		4.95 - 4.99	223	4.97		3.99	17	3.99	
Apples	Gala/Royal Gala	per lb	0.97 - 1.49	365	1.07		0.69 - 1.99	784	0.98		0.68 - 1.99	119	1.17	
Apples	Golden Delicious	2 lb bag	2.95	4	2.95									
Apples	Golden Delicious	3 lb bag	3.99	10	3.99									
Apples	Golden Delicious	5 lb bag									3.99	17	3.99	
Apples	Golden Delicious	per lb	1.19	8	1.19		0.69 - 1.19	126	0.83					
Apples	Granny Smith	2 lb bag					2.95	34	2.95					
Apples	Granny Smith	3 lb bag	2.49	30	2.49		3.99	55	3.99					
Apples	Granny Smith	5 lb bag	4.99	278	4.99		4.99	223	4.99		3.99	17	3.99	
Apples	Granny Smith	per lb	0.97 - 1.88	277	1.14		0.69 - 1.99	300	1.36					
Apples	Honeycrisp	2 lb bag	4.99	68	4.99						4.99	154	4.99	
Apples	Honeycrisp	5 lb bag	3.99	31	3.99		4.99	266	4.99		4.99	142	4.99	
Apples	Honeycrisp	per lb	0.97 - 1.99	663	1.68		0.88 - 2.99	489	1.69		0.78 - 2.99	227	1.65	
Apples	Jazz	2 lb bag									2.50	81	2.50	1
Apples	Jonagold	3 lb bag	3.98 - 3.99	42	3.98									
Apples	Jonagold	per lb									1.49	9	1.49	1
Apples	McIntosh	per lb									1.39	23	1.39	
Apples	OPAL	per lb					1.99	122	1.99					
Apples	Pink Lady/Cripps Pink	2 lb bag					2.95 - 4.98	137	4.48					
Apples	Pink Lady/Cripps Pink	per lb	0.99 - 1.29	256	1.07		0.88 - 0.99	296	0.95		0.99	14	0.99	
Apples	Red Delicious	2 lb bag	2.95	4	2.95									
Apples	Red Delicious	3 lb bag	1.99 - 3.99	130	2.84									
Apples	Red Delicious	5 lb bag	6.99	27	6.99						3.99	17	3.99	
Apples	Red Delicious	per lb	0.97 - 1.19	110	0.99		0.88	73	0.88					
Apples, Processed	Juice	128 oz (1 gallon)					9.49	23	9.49					

Wtd Avg - Simple weighted average



Commodity	Variety	Unit	SOUTH CENTRAL U.S.				SOUTHWEST U.S.				NORTHWEST U.S.			
			Price Range	Number of Ads	Wtd Avg Price	% Marked Local	Price Range	Number of Ads	Wtd Avg Price	% Marked Local	Price Range	Number of Ads	Wtd Avg Price	% Marked Local
Apples, Processed	Juice	64 oz (1/2 gallon)	1.49 - 3.48	249	2.67		1.00 - 3.99	560	2.69		1.69 - 3.99	169	2.67	
Apples, Processed	Juice Marked Cider	128 oz (1 gallon)	5.00 - 8.99	266	7.06						6.99	9	6.99	1
Apples, Processed	Juice Marked Cider	64 oz (1/2 gallon)	2.00 - 4.49	113	2.13		4.99	169	4.99		1.69 - 4.29	70	3.96	
Avocados	Hass	each	0.33 - 2.49	747	0.72		0.25 - 1.99	461	0.82		0.50 - 1.67	342	1.54	
Avocados	Hass-Marked Extra Large	each	2.49	7	2.49						3.00	81	3.00	
Avocados	Hass-Marked Large	each	1.25 - 2.49	279	1.84		1.00 - 2.22	341	1.72		2.22	22	2.22	
Avocados	Hass-Marked Medium	each					0.50 - 0.99	316	0.91		0.99 - 1.50	138	1.05	
Avocados	Hass-Marked Small	each					0.33	70	0.33		0.88	8	0.88	
Avocados	Various Greenskin Varieties	each	2.00	29	2.00									
Bananas		per lb	0.50 - 0.59	73	0.51		0.50 - 0.59	137	0.55		0.48 - 0.69	30	0.54	
Blackberries		1 pint (11-12 oz cntr w/ lid)					5.00	122	5.00					
Blackberries		5.6-6 oz package	1.67 - 3.99	721	2.28		2.50 - 4.00	1015	3.52		2.99 - 4.00	424	3.67	
Blueberries		1 pint (11-12 oz cntr w/ lid)	3.99	21	3.99									
Blueberries		6 oz package	2.99 - 3.99	219	3.20		3.00 - 4.00	536	3.66		4.00	287	4.00	
Cactus Pears		each	0.33	11	0.33									
Cantaloupes		each	1.67 - 3.99	402	2.59		3.00	392	3.00		3.99	131	3.99	
Cantaloupes		per lb	1.29	107	1.29		0.50 - 0.69	107	0.58					
Clementines		2 lb bag	1.99 - 4.99	145	4.20		4.99	193	4.99		5.99	15	5.99	
Clementines		3 lb bag	3.98 - 4.99	80	4.13		5.99	122	5.99					
Cranberries		12 oz bag	2.49 - 2.99	62	2.73						2.49 - 2.50	30	2.49	
Grapes	Black Seedless	per lb	1.99 - 2.99	168	2.63		1.49 - 2.99	34	2.64		3.49	15	3.49	
Grapes	Red Globe Seeded Type	per lb	1.99 - 2.49	14	2.24									
Grapes	Red Seedless	per lb	1.99 - 3.99	316	2.70		1.68 - 3.99	681	2.23		1.68 - 3.49	302	1.77	
Grapes	White Seedless Type	per lb	1.97 - 2.99	421	2.39		2.29 - 3.99	413	3.45		2.98 - 3.49	21	3.34	
Honeydews		per lb	0.88 - 1.29	224	1.08		0.99	256	0.99					
Kiwifruit	Hayward	each	0.50	7	0.50									
Lemons		2 lb bag	3.99 - 4.49	86	4.14									
Lemons		each	0.25 - 0.79	211	0.46		0.69 - 1.00	368	0.99		0.75 - 1.00	323	0.97	
Lemons		per lb					1.50	6	1.50					
Limes		each	0.50	117	0.50		0.15 - 0.59	105	0.19		0.59	22	0.59	
Mangoes	Round Varieties Marked Large	each									2.99	11	2.99	
Oranges	Navel	3 lb bag	4.98 - 6.49	81	5.94									
Oranges	Navel	each	0.50	117	0.50									
Oranges	Navel	per lb	0.97 - 1.29	147	1.08		0.79 - 1.49	268	1.47		1.49 - 2.48	46	1.93	
Oranges	Navel, Cara Cara	per lb					0.69 - 1.59	15	1.17		2.49	15	2.49	

Wtd Avg - Simple weighted average



Commodity	Variety	Unit	SOUTH CENTRAL U.S.				SOUTHWEST U.S.				NORTHWEST U.S.			
			Price Range	Number of Ads	Wtd Avg Price	% Marked Local	Price Range	Number of Ads	Wtd Avg Price	% Marked Local	Price Range	Number of Ads	Wtd Avg Price	% Marked Local
Oranges	Valencia	per lb					0.89	6	0.89					
Papaya	Maradol/Tainung Types	each	0.99	11	0.99									
Papaya	Maradol/Tainung Types	per lb	0.50 - 1.49	128	1.01		0.79 - 1.88	457	1.02		0.88 - 1.88	26	1.53	
Peaches	Various Yellow Flesh Varieties	per lb	1.98 - 2.99	287	2.82		0.99 - 2.99	399	2.69					
Pears	Bartlett	2 lb bag	3.49	29	3.49									
Pears	Bartlett	3 lb bag	3.98	9	3.98									
Pears	Bartlett	per lb	1.49 - 2.29	278	1.75		0.33 - 1.99	167	1.52		0.78 - 1.99	280	1.67	
Pears	Bosc	per lb	0.34 - 1.99	432	1.19		0.69 - 2.49	225	1.39		0.78	9	0.78	
Pears	D'Anjou	per lb	1.49 - 1.99	147	1.62		1.69 - 2.49	89	1.79		0.78 - 1.99	70	1.83	
Persimmons		per lb					0.99 - 1.99	88	1.57		1.69	3	1.69	
Pineapples		each	0.99 - 3.99	156	3.29		0.99 - 3.99	39	2.87		2.50 - 4.99	161	3.98	
Pineapples		per lb	0.69	65	0.69		0.50 - 0.89	169	0.72					
Plums		per lb	1.29 - 1.98	25	1.79		0.79 - 0.99	14	0.88					
Plums	Interspecific Type	per lb	2.49	27	2.49									
Pomegranates		each	2.39	21	2.39		0.99 - 3.99	616	3.53		1.67 - 4.99	324	3.92	
Pomegranates		per lb	1.79	16	1.79		0.89	6	0.89					
Raspberries		1 pint (11-12 oz cntr w/ lid)					5.00	122	5.00		7.98	6	7.98	
Raspberries		6 oz package	1.67 - 3.99	853	2.90		2.50 - 4.99	1759	3.36		2.50 - 4.00	523	3.54	
Strawberries		1 lb package	1.67 - 3.99	212	2.50		1.50 - 5.00	1104	3.57		1.50 - 3.00	354	2.87	
Strawberries		2 lb package	4.97 - 4.99	154	4.98		5.00	122	5.00					
Tangelos		3 lb bag					5.99	8	5.99					
Tangerines/Mandarins		2 lb bag					2.49 - 4.99	465	3.56		3.49 - 5.00	429	4.50	
Tangerines/Mandarins		3 lb bag	4.49 - 5.99	279	4.87		4.47 - 5.99	263	4.71		3.98 - 6.99	243	4.46	
Tangerines/Mandarins		5 lb package	7.49	185	7.49						7.49	1	7.49	
Tangerines/Mandarins		each	0.25 - 0.50	29	0.41									
Tangerines/Mandarins		per lb	1.49 - 1.50	72	1.50		1.49 - 2.29	243	1.79		1.48 - 2.98	18	2.01	
Watermelons	Red Flesh Seeded Type	per lb					0.25	55	0.25					
Watermelons	Red Flesh Seedless Miniature	each	2.00	4	2.00		2.00	34	2.00		3.98	8	3.98	
Watermelons	Red Flesh Seedless Miniature	per lb	1.29	107	1.29									
Watermelons	Red Flesh Seedless Type	each	3.79 - 6.99	123	5.21		0.99	7	0.99					
Watermelons	Red Flesh Seedless Type	per lb					0.33 - 0.44	67	0.43					
POTATOES & ONIONS														
Onions, Dry	RED	per lb	1.29 - 1.49	269	1.41		0.79 - 1.49	155	1.45		0.78 - 0.79	88	0.79	
Onions, Dry	WHITE	2 lb bag					0.99	42	0.99					

Wtd Avg - Simple weighted average



Commodity	Variety	Unit	SOUTH CENTRAL U.S.				SOUTHWEST U.S.				NORTHWEST U.S.			
			Price Range	Number of Ads	Wtd Avg Price	% Marked Local	Price Range	Number of Ads	Wtd Avg Price	% Marked Local	Price Range	Number of Ads	Wtd Avg Price	% Marked Local
Onions, Dry	WHITE	per lb	0.69 - 1.29	631	1.13		0.29 - 1.25	649	0.84		0.78 - 1.19	60	0.96	
Onions, Dry	YELLOW	3 lb bag	1.47 - 3.29	241	2.38						0.98 - 1.99	79	1.76	
Onions, Dry	YELLOW	per lb	0.33 - 0.99	237	0.67		0.25 - 0.89	199	0.53		0.39 - 0.79	26	0.53	
Onions, Dry	YELLOW MARKED SWEET	3 lb bag	3.49 - 3.99	103	3.77									
Onions, Dry	YELLOW MARKED SWEET	per lb	0.97 - 1.68	526	1.11						0.98	87	0.98	
Potatoes	ROUND RED	10 lb bag					3.99	42	3.99		3.99	11	3.99	
Potatoes	ROUND RED	3 lb bag					3.50	122	3.50					
Potatoes	ROUND RED	5 lb bag	2.49 - 3.99	444	3.74						2.98	9	2.98	
Potatoes	ROUND RED	per lb	0.69 - 0.79	38	0.77		0.20 - 1.89	125	0.87		1.89	22	1.89	
Potatoes	ROUND WHITE	per lb	0.79 - 0.99	95	0.93		0.79 - 1.29	51	0.88					
Potatoes	RUSSET	10 lb bag	2.50 - 4.99	124	4.34		2.49 - 3.49	216	2.75		1.88 - 4.99	34	3.11	
Potatoes	RUSSET	5 lb bag	1.77 - 4.29	588	2.62		1.95 - 2.99	264	1.98		1.48 - 3.99	258	2.04	
Potatoes	RUSSET	8 lb bag	3.99	27	3.99		1.50	9	1.50					
Potatoes	RUSSET	per lb	0.59 - 0.79	29	0.73		0.20 - 0.59	294	0.41		0.69 - 0.79	33	0.76	
Potatoes	YELLOW TYPE	10 lb bag					3.99	42	3.99		3.99	11	3.99	
Potatoes	YELLOW TYPE	3 lb bag					2.50 - 3.50	175	3.20					
Potatoes	YELLOW TYPE	5 lb bag	2.49 - 3.99	435	3.76						2.98	9	2.98	
Potatoes	YELLOW TYPE	per lb					1.89	10	1.89		1.89	22	1.89	

VEGETABLES

Artichokes		each	2.49	115	2.49		2.99 - 3.99	555	3.64		2.49 - 3.99	411	3.69	
Asparagus	GREEN	per lb	1.49 - 2.99	173	2.79		1.29 - 4.99	1274	3.14		2.49 - 3.99	190	3.00	
Beans	ROUND GREEN TYPE	per lb	1.19 - 2.99	141	2.20		1.79 - 2.49	61	1.88		2.99	131	2.99	
Beets		per lb					0.50	8	0.50					
Bok Choy		per lb	0.99	7	0.99									
Broccoli		per bunch	1.95 - 3.49	174	2.68		1.95	34	1.95					
Broccoli	CROWN CUT	per lb	1.29 - 2.49	276	1.61		1.29 - 2.29	49	1.47		1.29 - 2.99	14	2.63	
Brussels Sprouts		per lb	2.99	115	2.99		2.99 - 3.49	205	3.46		2.49 - 2.99	150	2.98	
Cabbage	RED TYPE	per lb	0.49	21	0.49									
Cabbage	ROUND GREEN TYPE	per lb	0.49 - 0.89	265	0.64		0.49 - 0.79	198	0.57		0.28 - 0.78	112	0.72	
Cactus Leaf (Nopales)		per lb	0.77	11	0.77									
Carrots		2 lb bag	1.00 - 1.99	30	1.86		1.00	34	1.00					
Carrots		5 lb film bag					2.49 - 2.50	97	2.50					
Carrots		per lb	0.69	65	0.69		0.50 - 0.88	107	0.66					
Carrots	BABY PEELED	1 lb bag	0.88 - 1.50	170	1.15		1.00 - 1.49	52	1.13		0.88 - 1.99	297	1.20	
Carrots	BABY PEELED	2 lb bag	2.99 - 3.00	56	3.00									
Cauliflower		each	1.95 - 3.00	113	2.25		1.95 - 2.50	156	2.38					
Cauliflower		per lb					0.99	53	0.99	1	2.28	8	2.28	

Wtd Avg - Simple weighted average



Commodity	Variety	Unit	SOUTH CENTRAL U.S.				SOUTHWEST U.S.				NORTHWEST U.S.			
			Price Range	Number of Ads	Wtd Avg Price	% Marked Local	Price Range	Number of Ads	Wtd Avg Price	% Marked Local	Price Range	Number of Ads	Wtd Avg Price	% Marked Local
Celery		each	0.99 - 1.29	229	1.05		0.50 - 1.49	57	0.78					
Celery		per lb	1.49	26	1.49									
Celery	HEARTS	per package	2.77	42	2.77					1.99	79	1.99		
Chayote		each	0.50	30	0.50		0.33 - 0.50	175	0.49					
Chayote		per lb	0.69 - 0.79	76	0.70		0.79 - 0.99	22	0.91					
Chinese Cabbage		per lb	0.59	7	0.59									
Cilantro		per bunch	0.25 - 1.99	401	0.62		0.25 - 0.33	165	0.30		0.50	9	0.50	
Collards		per bunch	1.19	8	1.19									
Corn-Sweet		each	0.33 - 0.50	79	0.36		0.50 - 0.89	67	0.53					
Corn-Sweet		trays 4-5 ears film wrapped								4.99	3	4.99		
Cucumbers		each	0.32 - 0.89	169	0.48		0.29 - 1.00	1530	0.71		0.50 - 2.00	471	1.03	
Cucumbers	LONG SEEDLESS - Greenhouse	each	0.88 - 0.89	77	0.88		0.33 - 2.00	155	1.90					
Eggplant		each					2.00 - 2.99	154	2.05					
Eggplant		per lb	1.69 - 1.99	67	1.72									
Garlic		per sleeve	2.00	60	2.00		1.50	116	1.50					
Jalapeno Peppers		per lb	0.87 - 1.89	577	1.30		0.50 - 1.00	623	0.96		0.98 - 1.89	41	1.01	
Lettuce	Green Leaf	each					0.59 - 1.49	113	1.17		0.59	3	0.59	
Lettuce	Iceberg	each	0.99 - 1.79	152	1.26		0.67 - 1.69	122	1.57		1.28	9	1.28	
Lettuce	Red Leaf	each					0.59 - 1.49	113	1.17		0.59	3	0.59	
Lettuce	Romaine	each					0.50 - 1.49	79	1.41					
Lettuce	Romaine (Hearts)	3 count	1.95 - 3.99	196	3.49		1.50 - 2.99	277	2.75					
Mixed Mini Sweet Peppers		1 lb package	2.98 - 3.49	24	3.19		1.99	40	1.99		1.99	3	1.99	
Mushrooms	CREMINI	8 oz package	2.50 - 2.59	135	2.51						1.99	4	1.99	
Mushrooms	PORTOBELLA	per lb									7.98	6	7.98	
Mushrooms	WHITE	8 oz package	1.99 - 2.79	140	2.34		1.49 - 2.99	16	2.24		2.50 - 2.98	39	2.74	
Onions, Green		per bunch									0.50	3	0.50	
Peppers (Bell Type)	GREEN	each	0.33 - 1.25	345	0.59		0.50 - 1.00	447	0.92		0.50 - 1.00	304	0.97	
Peppers (Bell Type)	GREEN	per lb					0.99	13	0.99					
Peppers (Bell Type)	ORANGE - Greenhouse	each									0.98 - 2.50	28	1.36	
Peppers (Bell Type)	ORANGE	each	0.88 - 1.66	259	1.12		0.50 - 1.50	194	1.00		0.88 - 1.67	188	1.02	
Peppers (Bell Type)	ORANGE	per lb									1.50	9	1.50	
Peppers (Bell Type)	RED - Greenhouse	each									0.98 - 2.50	28	1.36	
Peppers (Bell Type)	RED	each	0.88 - 1.66	317	1.16		0.50 - 1.50	249	0.92		0.88 - 1.67	188	1.02	
Peppers (Bell Type)	RED	per lb					0.99	8	0.99		1.50	9	1.50	
Peppers (Bell Type)	YELLOW - Greenhouse	each									0.98 - 2.50	28	1.36	

Wtd Avg - Simple weighted average



Commodity	Variety	Unit	SOUTH CENTRAL U.S.				SOUTHWEST U.S.				NORTHWEST U.S.			
			Price Range	Number of Ads	Wtd Avg Price	% Marked Local	Price Range	Number of Ads	Wtd Avg Price	% Marked Local	Price Range	Number of Ads	Wtd Avg Price	% Marked Local
Peppers (Bell Type)	YELLOW	each	0.99 - 1.66	186	1.20		0.77 - 1.50	187	1.06		0.88 - 1.67	188	1.02	
Peppers (Bell Type)	YELLOW	per lb									1.50	9	1.50	
Pumpkins		each	3.49 - 6.99	626	4.76		4.99 - 8.99	159	5.15		4.99	10	4.99	
Pumpkins		per lb	0.39	6	0.39		0.28 - 0.50	92	0.42		0.39 - 0.59	39	0.43	
Pumpkins	Marked Extra Large	each	5.99	34	5.99									
Pumpkins	Marked Large	each	3.95 - 5.00	136	4.97		3.95 - 5.00	156	4.77					
Pumpkins	Marked Medium	each					4.99 - 7.99	177	5.13					
Pumpkins	Marked Medium	per lb									0.39	61	0.39	
Pumpkins	MINIATURE	each	0.99	5	0.99									
Pumpkins	PIE TYPE	each	2.50 - 4.99	518	2.71		2.99	410	2.99		2.00 - 2.99	208	2.51	
Pumpkins	PIE TYPE	per lb	0.79	52	0.79		0.99	20	0.99					
Radishes		per bunch					0.59	6	0.59					
Salad (Mixed Types)		10-12 oz package	0.99 - 3.33	506	2.81		1.49 - 4.29	116	2.89		2.00 - 3.98	101	3.15	
Salad (Mixed Types)		5-9 oz package	2.00 - 3.00	144	2.75		2.00 - 2.99	10	2.20		2.00 - 3.50	93	3.08	
Serrano Peppers		per lb					0.99	6	0.99					
Spinach		per bunch	1.59	7	1.59		0.99	53	0.99	1				
Spinach	FLAT TYPE	5-7 oz package	2.99	27	2.99									
Spinach	FLAT TYPE	8-10 oz package	2.50	163	2.50									
Squash	Acorn	per lb	0.88 - 1.49	461	1.26		0.88 - 1.79	248	1.29		0.28 - 1.79	78	1.05	
Squash	Butternut	per lb	0.88 - 1.49	461	1.26		0.88 - 1.79	248	1.29		0.28 - 1.79	78	1.05	
Squash	GREY	per lb	0.49 - 1.79	117	0.79		0.33 - 1.49	198	0.75					
Squash	Kabocha	per lb									0.99	4	0.99	
Squash	Spaghetti	per lb	0.88 - 1.49	438	1.28		0.88 - 1.31	238	1.28		0.28 - 1.29	56	0.77	
Squash	Yellow Crookneck/Straightneck	per lb	0.89 - 1.69	274	1.17		0.99	122	0.99		0.99	17	0.99	
Squash	Zucchini	per lb	0.89 - 1.69	274	1.17		0.50 - 0.99	376	0.85		0.99 - 1.49	53	1.33	
Sweet Potatoes		3 lb bag	1.95	4	1.95		1.95	34	1.95					
Sweet Potatoes		per lb	0.87 - 1.68	248	1.05		0.99 - 2.79	60	1.42		2.79	22	2.79	
Tomatillos		per lb	0.79 - 0.89	236	0.89		0.79 - 1.28	145	0.95		0.98 - 1.28	26	1.18	
Tomatoes		per lb	0.89 - 1.29	148	0.96		0.69 - 1.29	74	0.80		0.98 - 1.69	27	1.29	
Tomatoes	Cherry Type	10 oz package	2.99	64	2.99									
Tomatoes	GRAPE TYPE	1 pint package	1.47 - 2.00	53	1.53		2.00 - 2.50	18	2.22		2.00	34	2.00	
Tomatoes	GRAPE TYPE	10 oz package	1.99 - 3.00	113	2.68									
Tomatoes	Plum Type (Roma)	per lb	0.79 - 1.28	501	0.91		0.99 - 2.99	612	1.05		0.78 - 2.99	68	1.91	
Tomatoes	VINE RIPES - Greenhouse	per lb	1.69 - 1.89	26	1.76						0.99 - 1.78	98	1.64	
Tomatoes	VINE RIPES	per lb	1.29 - 2.68	54	2.37		0.33	7	0.33					
Tomatoes	VINE RIPES - ON THE VINE - Greenhouse	per lb	0.99 - 2.49	467	1.47		0.50 - 2.49	758	2.38		0.98 - 2.49	122	1.76	

Wtd Avg - Simple weighted average



Commodity	Variety	Unit	SOUTH CENTRAL U.S.				SOUTHWEST U.S.				NORTHWEST U.S.			
			Price Range	Number of Ads	Wtd Avg Price	% Marked Local	Price Range	Number of Ads	Wtd Avg Price	% Marked Local	Price Range	Number of Ads	Wtd Avg Price	% Marked Local
OTHER SPECIALTY CROP ITEMS														
Hemp Seeds Shelled		8 oz	6.29 - 9.99	199	8.28		6.29	23	6.29		6.29 - 8.49	48	7.30	
SEASONAL ITEMS														
Ornamentals	Rose, Hybrid Tea	bunched 12s	13.00 - 13.99	82	13.78		12.00	42	12.00		12.99	9	12.99	

Wtd Avg - Simple weighted average



Commodity	Variety	Unit	ALASKA U.S.				HAWAII U.S.			
			Price Range	Number of Ads	Wtd Avg Price	% Marked Local	Price Range	Number of Ads	Wtd Avg Price	% Marked Local
FRUIT										
Apple Pears		per lb	3.99	28	3.99		2.99	7	2.99	
Apples	Envy	per lb					4.69	33	4.69	
Apples	Fuji	per lb	1.49 - 2.29	30	2.24					
Apples	Gala/Royal Gala	3 lb bag					5.49	3	5.49	
Apples	Gala/Royal Gala	per lb					2.19	7	2.19	
Apples	Granny Smith	per lb	1.48	3	1.48					
Apples	Honeycrisp	5 lb bag	6.49	2	6.49					
Apples	Honeycrisp	per lb	1.49 - 2.39	16	1.95					
Apples	Jazz	per lb	1.49	11	1.49					
Apples	Jonagold	per lb	1.49	11	1.49					
Apples	Pink Lady/Cripps Pink	3 lb bag					5.99	7	5.99	
Apples	Pink Lady/Cripps Pink	per lb	1.48 - 1.49	14	1.49					
Avocados	Hass	each	1.50	2	1.50					
Avocados	Hass-Marked Large	each					3.11	4	3.11	
Avocados	Hass-Marked Medium	each	0.99	11	0.99					
Avocados	Hass-Marked Small	each	1.29 - 1.99	29	1.97					
Bananas		per lb					1.29	3	1.29	
Blackberries		5.6-6 oz package	3.49 - 3.69	12	3.51					
Clementines		2 lb bag					4.99	23	4.99	
Cranberries		12 oz bag	2.59 - 2.68	5	2.64					
Grapefruit	RED	each	2.99	28	2.99		1.89	7	1.89	
Grapes	Black Seedless	per lb					3.99	7	3.99	
Grapes	Red Seedless	per lb	3.99	1	3.99		2.49 - 3.19	50	2.85	
Grapes	White Seedless Type	per lb	3.99	1	3.99		2.49 - 3.19	50	2.85	
Honeydews		per lb	1.49	1	1.49		1.49	3	1.49	
Oranges	Navel	per lb	1.99 - 2.28	5	2.16					
Papaya	Maradol/Tainung Types	per lb					1.29	27	1.29	1
Papaya	Solo Type	per lb					1.49	23	1.49	1
Peaches	Various White Flesh Varieties	per lb					4.99	33	4.99	
Pears	Bartlett	per lb	1.69	11	1.69					
Pears	Bosc	per lb	1.69	11	1.69					
Plums		per lb	2.98	3	2.98					
Raspberries		1 pint (11-12 oz cntr w/ lid)	4.99	11	4.99					
Raspberries		6 oz package	2.50 - 3.99	17	3.47		3.99	7	3.99	

Wtd Avg - Simple weighted average



Commodity	Variety	Unit	ALASKA U.S.				HAWAII U.S.			
			Price Range	Number of Ads	Wtd Avg Price	% Marked Local	Price Range	Number of Ads	Wtd Avg Price	% Marked Local
Strawberries		1 lb package	3.99	2	3.99					
Strawberries		2 lb package	4.99	11	4.99					
POTATOES & ONIONS										
Onions, Dry	RED	per lb	1.18	3	1.18		1.79	7	1.79	
Onions, Dry	YELLOW	per lb	0.99	1	0.99					
Onions, Dry	YELLOW MARKED SWEET	per lb					2.39	23	2.39	
Potatoes	RUSSET	5 lb bag	3.99	2	3.99					
Potatoes	YELLOW TYPE	5 lb bag	5.79	1	5.79					
VEGETABLES										
Artichokes		each	3.99	11	3.99		3.50	23	3.50	
Asparagus	GREEN	per lb	3.49 - 4.79	12	3.60		4.99	27	4.99	
Beets		per lb					2.09	7	2.09	
Broccoli		per lb	2.69	11	2.69					
Broccoli	CROWN CUT	per lb	2.99	1	2.99		2.39	3	2.39	
Brussels Sprouts		per lb	2.79 - 3.49	13	3.38					
Cabbage	ROUND GREEN TYPE	per lb					0.99 - 1.29	11	1.10	
Carrots		per lb					1.49 - 1.59	10	1.56	
Carrots	BABY PEELED	1 lb bag	1.69	1	1.69					
Cauliflower		each	5.99	28	5.99					
Cauliflower		per lb	2.69	11	2.69					
Celery		each	2.69	1	2.69					
Chinese Cabbage		per lb					1.49	23	1.49	
Cucumbers		per lb					1.69	3	1.69	
Garlic		per lb	4.98	3	4.98					
Lettuce	Green Leaf	each	1.79	1	1.79					
Lettuce	Iceberg	each	3.99	28	3.99		2.69	4	2.69	
Lettuce	Red Leaf	each	1.79	1	1.79					
Lettuce	Romaine	each	2.50	3	2.50					
Lettuce	Romaine (Hearts)	3 count	2.99	2	2.99		4.99	23	4.99	
Mushrooms	CREMINI	8 oz package	2.50 - 2.99	8	2.63					
Mushrooms	WHITE	8 oz package	2.99	1	2.99		3.99	3	3.99	
Peppers (Bell Type)	GREEN	each	1.00	3	1.00					
Peppers (Bell Type)	GREEN	per lb					2.39 - 3.29	30	3.08	
Peppers (Bell Type)	ORANGE	each	2.00	2	2.00					
Peppers (Bell Type)	RED	each	2.00	2	2.00					
Peppers (Bell Type)	YELLOW	each	2.00	2	2.00					

Wtd Avg - Simple weighted average



Commodity	Variety	Unit	ALASKA U.S.				HAWAII U.S.			
			Price Range	Number of Ads	Wtd Avg Price	% Marked Local	Price Range	Number of Ads	Wtd Avg Price	% Marked Local
Pumpkins		per lb	0.59 - 0.79	13	0.62					
Salad (Mixed Types)		10-12 oz package	2.89	2	2.89					
Salad (Mixed Types)		5-9 oz package	2.89	2	2.89					
Squash	Acorn	per lb	1.29	3	1.29					
Squash	Butternut	per lb	1.29	3	1.29					
Squash	Kabocha	per lb	1.29	2	1.29	0.99 - 2.29	11	1.82		
Squash	Spaghetti	per lb	1.29	3	1.29					
Squash	Yellow Crookneck/Straightneck	per lb	1.98	3	1.98					
Squash	Zucchini	per lb	1.98 - 2.99	31	2.89					
Sweet Potatoes		per lb				2.49	23	2.49	1	
Tomatoes		per lb				2.69 - 2.99	30	2.92		
Tomatoes	Plum Type (Roma)	per lb	1.99 - 2.29	30	2.27					
Tomatoes	VINE RIPES - Greenhouse	per lb	1.99	2	1.99					
OTHER SPECIALTY CROP ITEMS										
Hemp Seeds Shelled		16 oz				17.39	4	17.39		
Hemp Seeds Shelled		8 oz				9.69	4	9.69		

Wtd Avg - Simple weighted average

NATIONAL ORGANIC SUMMARY

(not including AK & HI)

Fruit								
Commodity	Variety	Unit	THIS WEEK		LAST WEEK		LAST YEAR	
			Number of Ads	Wtd Avg Price	Number of Ads	Wtd Avg Price	Number of Ads	Wtd Avg Price
Apples	Ambrosia	per lb	24	2.32				
Apples	Fuji	2 lb bag	491	4.24	746	3.96	517	4.15
Apples	Fuji	3 lb bag	256	3.99	122	4.99	25	7.99
Apples	Fuji	per lb	410	2.45	17	2.00	909	2.51
Apples	Gala/Royal Gala	2 lb bag	1,314	4.14	1,136	4.53	3,384	4.29
Apples	Gala/Royal Gala	3 lb bag	245	4.79	364	4.35	25	7.99
Apples	Gala/Royal Gala	per lb	1,329	2.29	1,456	2.12	1,393	2.42
Apples	Granny Smith	2 lb bag	483	4.30	234	5.68	731	4.18
Apples	Granny Smith	per lb	349	2.44	75	2.42	340	3.25
Apples	Honeycrisp	2 lb bag	1,355	6.10	2,158	4.30	493	5.10
Apples	Honeycrisp	per lb	1,300	3.56	1,279	3.24	905	3.28
Apples	Pink Lady/Cripps Pink	2 lb bag	120	4.99	60	6.99		
Apples, Processed	Juice	64 oz (1/2 gallon)	207	2.94	38	3.69	228	3.46
Avocados	Hass	each	349	1.41	1,341	1.78	1,502	2.23
Avocados	Hass-Marked Large	each	11	3.00	7	2.00		
Bananas		per lb	311	0.85	333	0.75	445	0.72
Blackberries		5.6-6 oz package	1,244	3.76	645	4.15	1,122	4.07
Blueberries		6 oz package	159	3.50	766	4.01	1,124	3.31
Cranberries		8 oz bag	150	2.50				
Grapes	Black Seedless	per lb	194	3.05	211	2.99	631	2.95
Grapes	Red Seedless	per lb	1,505	3.46	1,711	3.17	3,879	2.75
Grapes	White Seedless Type	per lb	1,505	3.46	1,712	3.17	3,878	2.76
Lemons		each	252	0.99	228	0.99	4	0.79
Oranges	Valencia	4 lb bag	252	7.99	266	7.85	81	7.99
Pears	Bartlett	2 lb bag	436	4.88	395	4.99		
Pears	Bartlett	per lb	1,397	2.31	1,286	2.29	1,247	2.32
Pears	Bosc	per lb	658	2.48	677	2.49	487	2.22
Pears	D'Anjou	per lb	110	2.18	193	2.06	369	1.99
Pineapples		each	395	3.99	8	3.99	9	4.99
Raspberries		1 pint (11-12 oz cntr w/ lid)	14	3.50				
Raspberries		6 oz package	2,470	3.72	1,210	4.06		
Strawberries		1 lb package	456	5.61	2,985	4.04	267	5.99
Strawberries		2 lb package	24	6.49				

Wtd Avg - Simple weighted average



Potatoes & Onions								
Commodity	Variety	Unit	THIS WEEK		LAST WEEK		LAST YEAR	
			Number of Ads	Wtd Avg Price	Number of Ads	Wtd Avg Price	Number of Ads	Wtd Avg Price
Onions, Dry	RED	2 lb bag	281	3.80	400	3.41	93	3.99
Onions, Dry	RED	3 lb bag	315	3.54				
Onions, Dry	YELLOW	2 lb bag	228	3.99	378	3.40	93	3.80
Onions, Dry	YELLOW	3 lb bag	711	4.16	212	4.86	581	4.00
Onions, Dry	YELLOW	per lb	152	1.78	154	1.79	16	1.57
Potatoes	ROUND RED	3 lb bag	716	5.05	502	4.77	280	4.31
Potatoes	RUSSET	3 lb bag	707	5.14	496	4.62	9	2.98
Potatoes	RUSSET	5 lb bag	198	3.56	61	6.22	157	5.02
Potatoes	RUSSET	per lb	154	1.29	142	1.34	122	1.79
Potatoes	YELLOW TYPE	3 lb bag	671	5.25	849	4.86	358	3.91

Vegetables								
Commodity	Variety	Unit	THIS WEEK		LAST WEEK		LAST YEAR	
			Number of Ads	Wtd Avg Price	Number of Ads	Wtd Avg Price	Number of Ads	Wtd Avg Price
Artichokes		each	32	3.99			1	3.99
Beets		per bunch	19	2.50	101	2.54	199	2.01
Broccoli		per bunch	39	2.73	710	3.07	27	3.99
Broccoli		per lb	392	1.99	24	2.22	26	2.99
Broccoli	BABY HYBRID TYPE	per bunch	395	3.28	16	2.34		
Cabbage	RED TYPE	per lb	252	1.99	250	1.88		
Cabbage	ROUND GREEN TYPE	per lb	252	1.99	1,004	1.61	187	1.64
Carrots		1 lb bag	292	1.50	396	1.50	11	1.49
Carrots		2 lb bag	208	1.99	14	2.41	204	2.49
Carrots		per bunch	73	2.15	210	1.70	610	2.17
Carrots		per lb	118	1.69			122	1.39
Carrots	BABY PEELED	1 lb bag	1,052	1.93	1,472	1.86	254	2.03
Carrots	BABY PEELED	2 lb bag	16	3.00				
Carrots	BABY PEELED	per lb	9	149.00				
Cauliflower		each	619	3.51	214	3.01	276	4.13
Cauliflower		per lb	415	1.99	31	1.58	4	2.79
Celery		each	369	2.01	71	2.35	450	1.92
Celery		per lb	199	2.77				
Celery	HEARTS	per package	335	3.71	311	3.32		
Cilantro		per bunch	291	1.64	732	1.58	2	1.59
Cucumbers		each	115	1.45	94	1.19	459	3.46
Cucumbers	LONG SEEDLESS - Greenhouse	each	1,142	2.07	343	2.00	81	2.00

Wtd Avg - Simple weighted average



Commodity	Variety	Unit	THIS WEEK		LAST WEEK		LAST YEAR	
			Number of Ads	Wtd Avg Price	Number of Ads	Wtd Avg Price	Number of Ads	Wtd Avg Price
Eggplant		per lb	11	1.69				
Kale		per bunch	377	2.23	269	1.96	254	2.04
Kale		per lb	413	3.49				
Lettuce	Boston	each	8	2.99	8	3.99		
Lettuce	Green Leaf	each	413	3.49	322	1.99		
Lettuce	Romaine	each	413	3.49	344	1.96		
Lettuce	Romaine (Hearts)	3 count	919	3.53	931	3.86	565	3.56
Mushrooms	CREMINI	6 oz package	19	3.99	19	3.99		
Mushrooms	CREMINI	8 oz package	162	2.99				
Mushrooms	PORTOBELLA	8 oz package	386	3.45			43	3.18
Mushrooms	WHITE	6 oz package	81	2.98				
Mushrooms	WHITE	8 oz package	729	3.33	390	2.97	91	3.47
Onions, Green		per bunch	22	0.99	468	1.15	43	0.99
Peppers (Bell Type)	GREEN	each	346	1.86	397	1.67		
Peppers (Bell Type)	ORANGE	each	102	2.50			1,071	2.01
Peppers (Bell Type)	ORANGE	per lb	16	4.99			238	3.68
Peppers (Bell Type)	RED	each	102	2.45			1,152	2.08
Peppers (Bell Type)	RED	per lb	16	4.99	22	3.88	406	3.83
Peppers (Bell Type)	YELLOW	each	19	2.50			1,071	2.01
Peppers (Bell Type)	YELLOW	per lb	16	4.99			380	3.80
Pumpkins	PIE TYPE	each	11	4.99				
Pumpkins	PIE TYPE	per lb	72	1.47	16	1.29	258	0.99
Radishes		per bunch	94	1.76	168	1.50	444	2.25
Salad (Mixed Types)		1 lb package	1,152	4.22	16	5.00		
Salad (Mixed Types)		10-12 oz package	81	4.25	112	4.94	240	5.87
Salad (Mixed Types)		5-9 oz package	2,089	3.37	981	3.41	1,464	3.48
Spinach	FLAT TYPE	5-7 oz package	290	3.67	1,356	3.53		
Spinach	FLAT TYPE	8-10 oz package	38	6.99	20	3.99		
Squash	Acorn	per lb	1,311	1.54	583	1.66	1,346	1.48
Squash	Butternut	per lb	1,330	1.54	607	1.64	1,400	1.48
Squash	Spaghetti	per lb	1,225	1.53	599	1.65	1,354	1.48
Squash	Yellow Crookneck/Straightneck	per lb	93	1.65				
Squash	Zucchini	per lb	20	1.53	88	1.98		
Sweet Potatoes		3 lb bag	297	4.63	297	4.63		
Sweet Potatoes		per lb	251	2.17	210	2.19	40	2.18
Tomatoes		per lb	24	2.89	221	2.19	90	3.96
Tomatoes	Cherry Type	1 pint package	22	2.50	184	3.00	19	2.98

Wtd Avg - Simple weighted average



Commodity	Variety	Unit	THIS WEEK		LAST WEEK		LAST YEAR	
			Number of Ads	Wtd Avg Price	Number of Ads	Wtd Avg Price	Number of Ads	Wtd Avg Price
Tomatoes	GRAPE TYPE	1 pint package	235	2.71	959	2.60	493	2.99
Tomatoes	GRAPE TYPE	10 oz package	62	2.99	37	2.99	1,048	2.75
Tomatoes	VINE RIPES	per lb	9	2.49				
Tomatoes	VINE RIPES - Greenhouse	per lb	9	2.99	9	2.99	9	3.79
Tomatoes	Vine Ripes - Heirloom Varieties - Greenhouse	per lb	128	4.50	43	4.07	211	3.86
Tomatoes	VINE RIPES - ON THE VINE - Greenhouse	per lb	148	2.90	446	3.20	210	2.29

Other Specialty Crop Items

Commodity	Variety	Unit	THIS WEEK		LAST WEEK		LAST YEAR	
			Number of Ads	Wtd Avg Price	Number of Ads	Wtd Avg Price	Number of Ads	Wtd Avg Price
Hemp (Seed) Oil		16 oz	107	16.99	107	16.99		
Hemp Protein		12 oz	86	16.99	86	16.99		
Hemp Protein		32 oz	154	26.99	154	26.99		
Hemp Seeds Shelled		12 oz	610	14.43	417	13.40	476	12.92
Hemp Seeds Shelled		16 oz	52	14.99	159	14.99	31	14.99
Hemp Seeds Shelled		7 oz	444	9.53	459	9.35	638	9.54

Wtd Avg - Simple weighted average



REGIONAL ORGANIC DETAILS

Commodity	Variety	Unit	NORTHEAST U.S.				SOUTHEAST U.S.				MIDWEST U.S.			
			Price Range	Number of Ads	Wtd Avg Price	% Marked Local	Price Range	Number of Ads	Wtd Avg Price	% Marked Local	Price Range	Number of Ads	Wtd Avg Price	% Marked Local
FRUIT														
Apples	Ambrosia	per lb	1.99	8	1.99									
Apples	Fuji	2 lb bag	3.49 - 4.99	373	4.25		3.49	14	3.49		4.99	6	4.99	
Apples	Fuji	per lb	1.99 - 2.49	115	2.46									
Apples	Gala/Royal Gala	2 lb bag	3.49 - 4.99	373	4.25		3.49 - 4.99	380	4.93		1.39 - 4.99	133	3.65	
Apples	Gala/Royal Gala	3 lb bag	5.99	6	5.99		3.98 - 4.98	239	4.76					
Apples	Gala/Royal Gala	per lb	1.99 - 2.99	601	2.37		2.21	86	2.21		2.21	67	2.21	
Apples	Granny Smith	2 lb bag	3.49 - 4.99	373	4.25		3.49	14	3.49		2.99 - 3.97	32	3.76	
Apples	Granny Smith	per lb	2.49	224	2.49									
Apples	Honeycrisp	2 lb bag	5.99 - 6.99	99	6.23		5.99 - 6.99	1173	6.18		3.97	25	3.97	
Apples	Honeycrisp	per lb	2.99 - 3.88	132	3.81		3.88 - 3.98	138	3.92		3.68 - 3.88	266	3.73	
Apples, Processed	Juice	64 oz (1/2 gallon)	2.99	190	2.99		2.39	17	2.39					
Avocados	Hass	each	1.99 - 2.00	48	2.00						0.99	13	0.99	
Bananas		per lb	0.99	107	0.99						0.79	102	0.79	
Blackberries		5.6-6 oz package	3.50 - 4.99	92	4.67		3.00 - 3.88	632	3.16		3.50 - 4.99	120	4.82	
Blueberries		6 oz package	3.50	20	3.50		3.50	117	3.50		3.50	14	3.50	
Cranberries		8 oz bag	2.50	150	2.50									
Grapes	Black Seedless	per lb	2.99	183	2.99									
Grapes	Red Seedless	per lb	2.99 - 3.99	264	3.30		2.99 - 3.49	1209	3.48					
Grapes	White Seedless Type	per lb	2.99 - 3.99	264	3.30		2.99 - 3.49	1209	3.48					
Lemons		each	0.99	24	0.99		0.99	228	0.99					
Oranges	Valencia	4 lb bag	7.99	24	7.99		7.99	228	7.99					
Pears	Bartlett	2 lb bag	2.99	16	2.99		4.99	366	4.99		3.99 - 4.99	25	4.43	
Pears	Bartlett	per lb	1.99 - 2.99	186	2.19		1.99	86	1.99		1.99	67	1.99	
Pears	Bosc	per lb	1.99	10	1.99		2.49	3	2.49					
Pears	D'Anjou	per lb	2.49	35	2.49						1.99	67	1.99	
Pineapples		each					3.99	366	3.99					
Raspberries		1 pint (11-12 oz cntr w/ lid)									3.50	14	3.50	
Raspberries		6 oz package	3.50 - 4.99	108	4.57		2.00 - 3.88	1095	2.67		4.99	106	4.99	
Strawberries		1 lb package	6.49	24	6.49		6.49	228	6.49					
Strawberries		2 lb package	6.49	24	6.49									
POTATOES & ONIONS														
Onions, Dry	RED	2 lb bag					3.99	228	3.99					
Onions, Dry	RED	3 lb bag	3.99	24	3.99									
Onions, Dry	YELLOW	2 lb bag					3.99	228	3.99					
Onions, Dry	YELLOW	3 lb bag	3.99 - 4.99	317	4.91		3.50 - 3.99	86	3.69		3.48 - 3.98	17	3.74	
Potatoes	ROUND RED	3 lb bag	3.99 - 5.99	435	5.39		4.99	228	4.99					

Wtd Avg - Simple weighted average



Commodity	Variety	Unit	NORTHEAST U.S.				SOUTHEAST U.S.				MIDWEST U.S.			
			Price Range	Number of Ads	Wtd Avg Price	% Marked Local	Price Range	Number of Ads	Wtd Avg Price	% Marked Local	Price Range	Number of Ads	Wtd Avg Price	% Marked Local
Potatoes	RUSSET	3 lb bag	3.99 - 5.99	471	5.23		4.99	228	4.99		3.88	8	3.88	
Potatoes	RUSSET	5 lb bag					3.48	187	3.48					
Potatoes	RUSSET	per lb									1.29	13	1.29	
Potatoes	YELLOW TYPE	3 lb bag	4.99 - 5.99	435	5.42		4.99	228	4.99		3.88	8	3.88	
VEGETABLES														
Broccoli		per bunch									2.99	29	2.99	
Broccoli	BABY HYBRID TYPE	per bunch	3.33	122	3.33						3.34	67	3.34	
Cabbage	RED TYPE	per lb	1.99	24	1.99		1.99	228	1.99					
Cabbage	ROUND GREEN TYPE	per lb	1.99	24	1.99		1.99	228	1.99					
Carrots		1 lb bag	1.29 - 1.50	30	1.46		1.50	262	1.50					
Carrots		2 lb bag	1.99	183	1.99		1.99	14	1.99					
Carrots		per bunch									1.69	13	1.69	
Carrots	BABY PEELED	1 lb bag	1.50 - 2.50	563	2.21		1.50 - 2.00	231	1.51		1.50 - 2.00	92	1.75	
Carrots	BABY PEELED	2 lb bag									3.00	16	3.00	
Carrots	BABY PEELED	per lb	149.00	9	149.00									
Cauliflower		each	2.99 - 3.99	531	3.36		3.99 - 4.49	88	4.41					
Celery		each	1.99 - 2.00	191	1.99		1.99 - 2.50	17	2.08		0.99 - 2.47	32	2.15	
Celery		per lb									2.77	199	2.77	
Celery	HEARTS	per package	2.99 - 3.99	318	3.76						2.99	6	2.99	
Cilantro		per bunch	1.99	8	1.99						0.99 - 1.99	35	1.36	
Cucumbers	LONG SEEDLESS - Greenhouse	each	1.99 - 2.77	197	2.47		1.99	945	1.99					
Eggplant		per lb					1.69	11	1.69					
Kale		per bunch	1.99 - 2.50	350	2.29						0.99	7	0.99	
Kale		per lb	3.49	413	3.49									
Lettuce	Green Leaf	each	3.49	413	3.49									
Lettuce	Romaine	each	3.49	413	3.49									
Lettuce	Romaine (Hearts)	3 count	3.49 - 4.99	341	3.81		3.49	366	3.49		1.99 - 3.99	46	3.44	
Mushrooms	CREMINI	6 oz package	3.99	19	3.99									
Mushrooms	CREMINI	8 oz package	2.99	162	2.99									
Mushrooms	PORTOBELLA	8 oz package					3.50	366	3.50		2.50	20	2.50	
Mushrooms	WHITE	8 oz package	2.99 - 3.99	628	3.22						1.99	22	1.99	
Onions, Green		per bunch									0.99	22	0.99	
Peppers (Bell Type)	GREEN	each	2.00	24	2.00		2.00	228	2.00					
Peppers (Bell Type)	ORANGE	each									2.50	102	2.50	
Peppers (Bell Type)	ORANGE	per lb	4.99	16	4.99									
Peppers (Bell Type)	RED	each									2.00 - 2.50	102	2.45	

Wtd Avg - Simple weighted average



Commodity	Variety	Unit	NORTHEAST U.S.				SOUTHEAST U.S.				MIDWEST U.S.			
			Price Range	Number of Ads	Wtd Avg Price	% Marked Local	Price Range	Number of Ads	Wtd Avg Price	% Marked Local	Price Range	Number of Ads	Wtd Avg Price	% Marked Local
Peppers (Bell Type)	RED	per lb	4.99	16	4.99									
Peppers (Bell Type)	YELLOW	each								2.50	19	2.50		
Peppers (Bell Type)	YELLOW	per lb	4.99	16	4.99									
Radishes		per bunch	1.99	72	1.99					0.99	22	0.99		
Salad (Mixed Types)		1 lb package	3.99 - 5.99	453	4.04		3.99	530	3.99	5.32	67	5.32		
Salad (Mixed Types)		10-12 oz package	6.49	9	6.49					4.99	11	4.99		
Salad (Mixed Types)		5-9 oz package	2.99 - 4.99	1072	3.21		2.50	74	2.50	3.00 - 4.99	266	3.71		
Spinach	FLAT TYPE	5-7 oz package	3.50 - 3.99	239	3.63									
Spinach	FLAT TYPE	8-10 oz package	6.99	38	6.99									
Squash	Acorn	per lb	1.66	122	1.66		1.66	86	1.66	1.66	67	1.66		
Squash	Butternut	per lb	1.29 - 1.66	130	1.64		1.66	86	1.66	1.66	67	1.66		
Squash	Spaghetti	per lb	1.66	122	1.66					1.66	67	1.66		
Squash	Yellow Crookneck/Straightneck	per lb	1.49	7	1.49		1.66	86	1.66					
Sweet Potatoes		3 lb bag	4.99	190	4.99									
Sweet Potatoes		per lb	1.99	37	1.99					2.21	67	2.21		
Tomatoes		per lb	2.99	16	2.99									
Tomatoes	Cherry Type	1 pint package								2.50	22	2.50		
Tomatoes	GRAPE TYPE	1 pint package	3.00 - 3.99	140	3.06					1.49 - 3.99	13	2.64		
Tomatoes	GRAPE TYPE	10 oz package								2.99	28	2.99		
Tomatoes	VINE RIPES - Greenhouse	per lb	2.99	9	2.99									
Tomatoes	VINE RIPES	per lb	2.49	9	2.49									
Tomatoes	Vine Ripes - Heirloom Varieties - Greenhouse	per lb	4.43	122	4.43									
Tomatoes	VINE RIPES - ON THE VINE - Greenhouse	per lb								2.49	9	2.49		

OTHER SPECIALTY CROP ITEMS

Hemp Protein		12 oz					16.99	86	16.99				
Hemp Protein		32 oz								26.99	13	26.99	
Hemp Seeds Shelled		12 oz	13.59	122	13.59		17.99	52	17.99	11.49 - 13.59	80	13.25	
Hemp Seeds Shelled		16 oz					14.99	52	14.99				
Hemp Seeds Shelled		7 oz					11.99	52	11.99	7.69	13	7.69	

Wtd Avg - Simple weighted average



Commodity	Variety	Unit	SOUTH CENTRAL U.S.				SOUTHWEST U.S.				NORTHWEST U.S.			
			Price Range	Number of Ads	Wtd Avg Price	% Marked Local	Price Range	Number of Ads	Wtd Avg Price	% Marked Local	Price Range	Number of Ads	Wtd Avg Price	% Marked Local
FRUIT														
Apples	Ambrosia	per lb					2.49	16	2.49					
Apples	Fuji	2 lb bag	1.79 - 4.99	87	4.14		5.00	11	5.00					
Apples	Fuji	3 lb bag					3.99	256	3.99					
Apples	Fuji	per lb	2.49	102	2.49		2.49	177	2.49	1.49 - 1.99	16	1.71	1	
Apples	Gala/Royal Gala	2 lb bag	2.98 - 4.99	244	3.86		2.98	184	2.98					
Apples	Gala/Royal Gala	per lb	1.79 - 2.49	200	2.22		1.49 - 2.49	321	2.27	1.49 - 2.21	54	2.00		
Apples	Granny Smith	2 lb bag	4.99	64	4.99									
Apples	Granny Smith	per lb	1.79 - 2.49	125	2.36									
Apples	Honeycrisp	2 lb bag	4.99	23	4.99					4.98 - 4.99	35	4.98		
Apples	Honeycrisp	per lb	1.98 - 3.98	233	3.69		2.49 - 3.98	439	3.46	1.49 - 3.88	92	2.39		
Apples	Pink Lady/Cripps Pink	2 lb bag					4.99	120	4.99					
Avocados	Hass	each	0.99	92	0.99		0.99 - 1.50	109	1.33	0.99 - 2.00	87	1.70		
Avocados	Hass-Marked Large	each					3.00	11	3.00					
Bananas		per lb					0.75 - 0.99	102	0.77					
Blackberries		5.6-6 oz package	3.50 - 3.88	115	3.85		3.88 - 5.29	224	4.10	4.99	61	4.99		
Blueberries		6 oz package	3.50	8	3.50									
Grapes	Black Seedless	per lb					3.99	11	3.99					
Grapes	Red Seedless	per lb					3.99	11	3.99	3.98	21	3.98		
Grapes	White Seedless Type	per lb					3.99	11	3.99	3.98	21	3.98		
Pears	Bartlett	2 lb bag	4.99	29	4.99									
Pears	Bartlett	per lb	1.79 - 2.49	143	2.12		1.99 - 2.49	475	2.38	1.99 - 2.49	440	2.47		
Pears	Bosc	per lb					2.49	358	2.49	2.49	287	2.49		
Pears	D'Anjou	per lb					2.49	8	2.49					
Pineapples		each	3.99	29	3.99									
Raspberries		6 oz package	3.00 - 3.88	230	3.43		3.88 - 5.69	582	4.66	3.00 - 4.99	349	4.98		
Strawberries		1 lb package	4.49 - 4.99	102	4.84		3.99 - 6.99	102	4.23					
POTATOES & ONIONS														
Onions, Dry	RED	2 lb bag					2.99	53	2.99					
Onions, Dry	RED	3 lb bag	3.50	107	3.50		3.50	184	3.50					
Onions, Dry	YELLOW	3 lb bag	3.50	107	3.50		3.50	184	3.50					
Onions, Dry	YELLOW	per lb	1.79	92	1.79		1.69 - 1.79	34	1.76	1.79	26	1.79		
Potatoes	ROUND RED	3 lb bag					2.50	53	2.50					
Potatoes	RUSSET	5 lb bag								4.99	11	4.99		
Potatoes	RUSSET	per lb	1.29	92	1.29		1.29	23	1.29	1.29	26	1.29		
VEGETABLES														
Artichokes		each					3.99	32	3.99					
Beets		per bunch					2.50	8	2.50	2.50	11	2.50		

Wtd Avg - Simple weighted average



Commodity	Variety	Unit	SOUTH CENTRAL U.S.				SOUTHWEST U.S.				NORTHWEST U.S.			
			Price Range	Number of Ads	Wtd Avg Price	% Marked Local	Price Range	Number of Ads	Wtd Avg Price	% Marked Local	Price Range	Number of Ads	Wtd Avg Price	% Marked Local
Broccoli		per bunch								1.99	10	1.99		
Broccoli		per lb				1.99	392	1.99						
Broccoli	BABY HYBRID TYPE	per bunch	3.00	75	3.00	3.34	109	3.34		3.34	22	3.34		
Carrots		2 lb bag								1.99	11	1.99		
Carrots		per bunch				1.69	23	1.69		2.49 - 3.00	37	2.59		
Carrots		per lb	1.69	92	1.69					1.69	26	1.69		
Carrots	BABY PEELED	1 lb bag	1.69 - 1.88	15	1.80	1.49 - 1.99	144	1.62		2.00	7	2.00		
Cauliflower		per lb				1.99	392	1.99		1.99	23	1.99		
Celery		each	1.99	34	1.99	2.19	14	2.19		1.98	81	1.98		
Celery	HEARTS	per package								2.50	11	2.50		
Cilantro		per bunch	1.99	92	1.99	0.99 - 1.99	130	1.38		1.99	26	1.99		
Cucumbers		each				0.99	13	0.99		1.49 - 1.50	102	1.50		
Kale		per bunch				1.49	20	1.49						
Lettuce	Boston	each				2.99	8	2.99						
Lettuce	Romaine (Hearts)	3 count	3.49 - 3.99	65	3.77	2.50 - 2.99	73	2.63		2.50	28	2.50		
Mushrooms	WHITE	6 oz package								2.98	81	2.98		
Mushrooms	WHITE	8 oz package								3.29 - 4.99	79	4.60		
Peppers (Bell Type)	GREEN	each				1.49	94	1.49						
Pumpkins	PIE TYPE	each				4.99	11	4.99						
Pumpkins	PIE TYPE	per lb	1.49	64	1.49	1.29	8	1.29						
Salad (Mixed Types)		1 lb package	4.99 - 5.49	102	5.46									
Salad (Mixed Types)		10-12 oz package								3.79	61	3.79		
Salad (Mixed Types)		5-9 oz package	2.99 - 4.49	263	3.71	3.50	128	3.50		3.00 - 3.99	286	3.48		
Spinach	FLAT TYPE	5-7 oz package	2.99 - 3.99	51	3.81									
Squash	Acorn	per lb	1.48 - 1.49	106	1.49	1.29 - 1.66	621	1.52		1.49 - 1.66	309	1.50		
Squash	Butternut	per lb	1.48 - 1.49	106	1.49	1.29 - 1.69	632	1.52		1.49 - 1.66	309	1.50		
Squash	Spaghetti	per lb	1.48 - 1.49	106	1.49	1.29 - 1.66	621	1.52		1.49 - 1.66	309	1.50		
Squash	Zucchini	per lb				1.29	13	1.29		1.99	7	1.99		
Sweet Potatoes		3 lb bag	3.98	107	3.98									
Sweet Potatoes		per lb				1.99 - 2.21	125	2.18		2.21	22	2.21		
Tomatoes		per lb				2.69	8	2.69						
Tomatoes	GRAPE TYPE	1 pint package	2.98	9	2.98	2.00	73	2.00						
Tomatoes	GRAPE TYPE	10 oz package	2.99	34	2.99									
Tomatoes	Vine Ripes - Heirloom Varieties - Greenhouse	per lb								5.98	6	5.98		
Tomatoes	VINE RIPES - ON THE VINE - Greenhouse	per lb				2.99	122	2.99		2.49	17	2.49		

OTHER SPECIALTY CROP ITEMS

Wtd Avg - Simple weighted average



Commodity	Variety	Unit	SOUTH CENTRAL U.S.				SOUTHWEST U.S.				NORTHWEST U.S.			
			Price Range	Number of Ads	Wtd Avg Price	% Marked Local	Price Range	Number of Ads	Wtd Avg Price	% Marked Local	Price Range	Number of Ads	Wtd Avg Price	% Marked Local
Hemp (Seed) Oil		16 oz	16.99	107	16.99									
Hemp Protein		32 oz	26.99	92	26.99	26.99	23	26.99		26.99	26	26.99		
Hemp Seeds Shelled		12 oz	11.49 - 17.99	199	14.98	14.19	109	14.19		11.49 - 14.39	48	12.82		
Hemp Seeds Shelled		7 oz	7.69 - 11.99	199	10.00	7.69 - 8.36	132	8.24		7.69 - 10.39	48	8.93		

Wtd Avg - Simple weighted average



Commodity	Variety	Unit	ALASKA U.S.				HAWAII U.S.			
			Price Range	Number of Ads	Wtd Avg Price	% Marked Local	Price Range	Number of Ads	Wtd Avg Price	% Marked Local
FRUIT										
Apples	Gala/Royal Gala	per lb					3.10	4	3.10	
Apples	Honeycrisp	per lb					5.43	4	5.43	
Grapes	Red Seedless	per lb	3.78	3	3.78					
Grapes	White Seedless Type	per lb	3.78	3	3.78					
Lemons		each	1.25	1	1.25					
Pears	Bartlett	per lb	3.19	1	3.19					
Pears	Bosc	per lb	3.19	1	3.19					
Pears	D'Anjou	per lb	3.19	1	3.19					
POTATOES & ONIONS										
Potatoes	ROUND RED	per lb	1.98	3	1.98					
Potatoes	YELLOW TYPE	per lb	1.98	3	1.98					
VEGETABLES										
Broccoli	BABY HYBRID TYPE	per bunch					4.67	4	4.67	
Carrots		per bunch	3.00	3	3.00					
Cucumbers		each	1.99	1	1.99					
Salad (Mixed Types)		5-9 oz package					7.99	33	7.99	
Spinach	FLAT TYPE	5-7 oz package					7.99	33	7.99	
Squash	Acorn	per lb	1.49	11	1.49		2.32	4	2.32	
Squash	Butternut	per lb	1.49	11	1.49		2.32	4	2.32	
Squash	Spaghetti	per lb	1.49	11	1.49		2.32	4	2.32	
Sweet Potatoes		per lb					3.10	4	3.10	
OTHER SPECIALTY CROP ITEMS										
Hemp Seeds Shelled		12 oz					18.19	4	18.19	
Hemp Seeds Shelled		7 oz					12.69	4	12.69	

Wtd Avg - Simple weighted average

REGIONAL DEFINITIONS

As used in this report, regions include the following states:	
NORTHEAST U.S.	Connecticut, Delaware, Massachusetts, Maryland, Maine, New Hampshire, New Jersey, New York, Pennsylvania, Rhode Island and Vermont
SOUTHEAST U.S.	Alabama, Florida, Georgia, Mississippi, North Carolina, South Carolina, Tennessee, Virginia and West Virginia
MIDWEST U.S.	Iowa, Illinois, Indiana, Kentucky, Michigan, Minnesota, North Dakota, Nebraska, Ohio, South Dakota and Wisconsin
SOUTH CENTRAL U.S.	Arkansas, Colorado, Kansas, Louisiana, Missouri, New Mexico, Oklahoma, and Texas
SOUTHWEST U.S.	Arizona, California, Nevada and Utah
NORTHWEST U.S.	Idaho, Montana, Oregon, Washington, and Wyoming
ALASKA	Alaska
HAWAII	Hawaii
NATIONAL	Continental United States

1 -- Specialty Crops Market News surveys nearly 271 retailers, comprising over 29,700 individual stores, with online weekly advertised features.

2 -- Date range reflects one week of data collection ending on the report date and encompassing ad pricing good from the Saturday before the report release date through the following Friday.