



Advertised Prices for Specialty Crops Products at Major Retail Supermarket Outlets ending during the period of 10/28/2023 to 11/9/2023

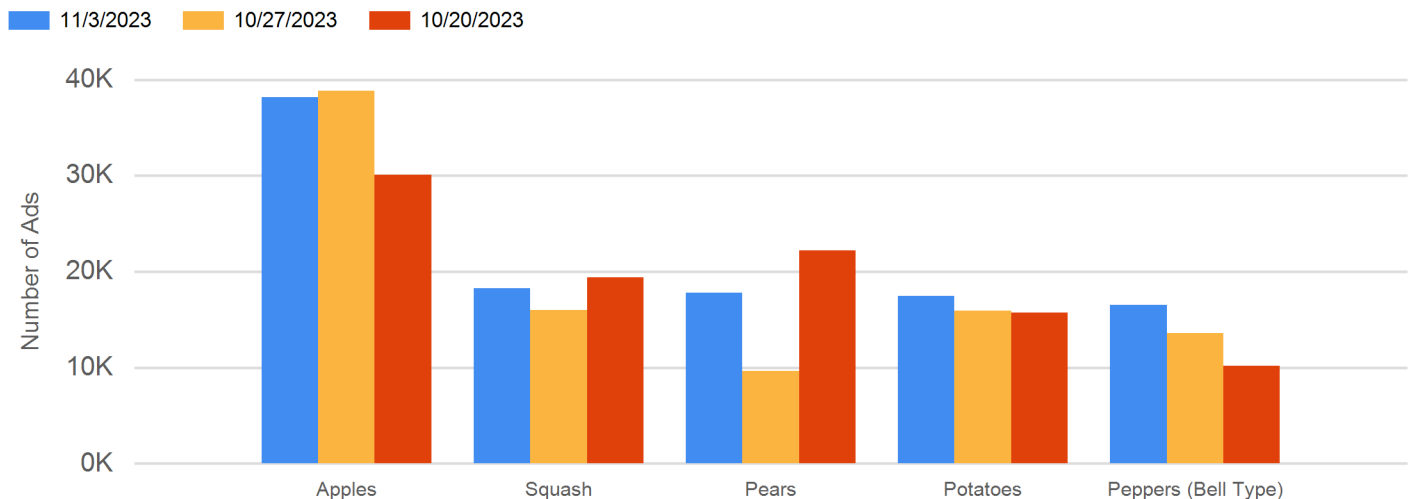
Heading toward the Holidays

Halloween disappeared without a trace this week and was instantly replaced with items for holiday season preparations. Poinsettias made their first appearance, and Thanksgiving décor and meals ideas filled up seasonal sections of flyers. Seasonal favorites like pomegranates, persimmons, cranberries, sweet potatoes, pineapples, potatoes, carrots, and celery were front and center. Football party staples such as avocados, jalapeno and serrano peppers, onions, Roma tomatoes, cilantro, baby carrots, and cucumbers were well advertised along with chips, beer, and football-themed bakery items.

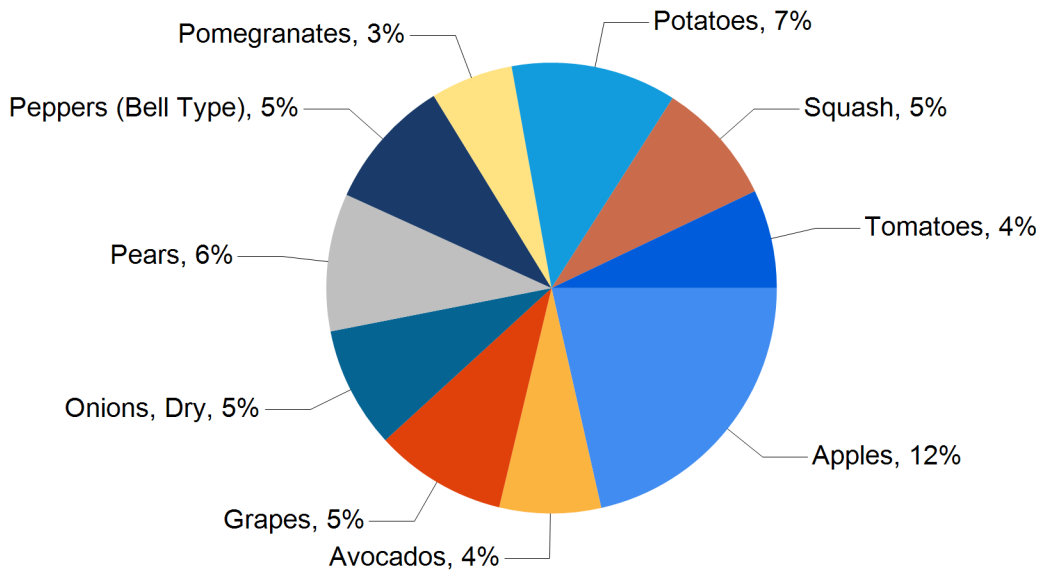
Total ad numbers this week were 285,800, a 3% increase from last week's total of 277,849. The total for the same week last year was 5% lower than for this year. The total number of ads broken out by commodity groups: fruit 140,247 (49% of all ads), onions and potatoes 30,258 (11%), vegetables 109,125 (38%), herbs 1,160, ornamentals 2,349, and hemp 3,821. The number of ads for organic produce was 45,129, 16% of total ads.

The following are the prices of major advertised items (3,000 plus ads) this week, compared to the same week last year. Significant increases in price for fruit this week included seedless grapes (red at 29% and white at 26%). Significant decreases for fruit included Gala apples (3 lb. bag) and Honeycrisp apples (per lb.), both at 18%, avocados at 18%, and strawberries (1 lb.) at 15%. Significant changes in price for potatoes and onions this week included only a 15% decrease for Russet potatoes (5 lb. bag). Significant increases in price for vegetables this week included only asparagus at 18%. Significant decreases for vegetables included on-the-vine tomatoes at 23%, and packaged salad (10-12 oz. at 15%, 5-9 oz at 11%).

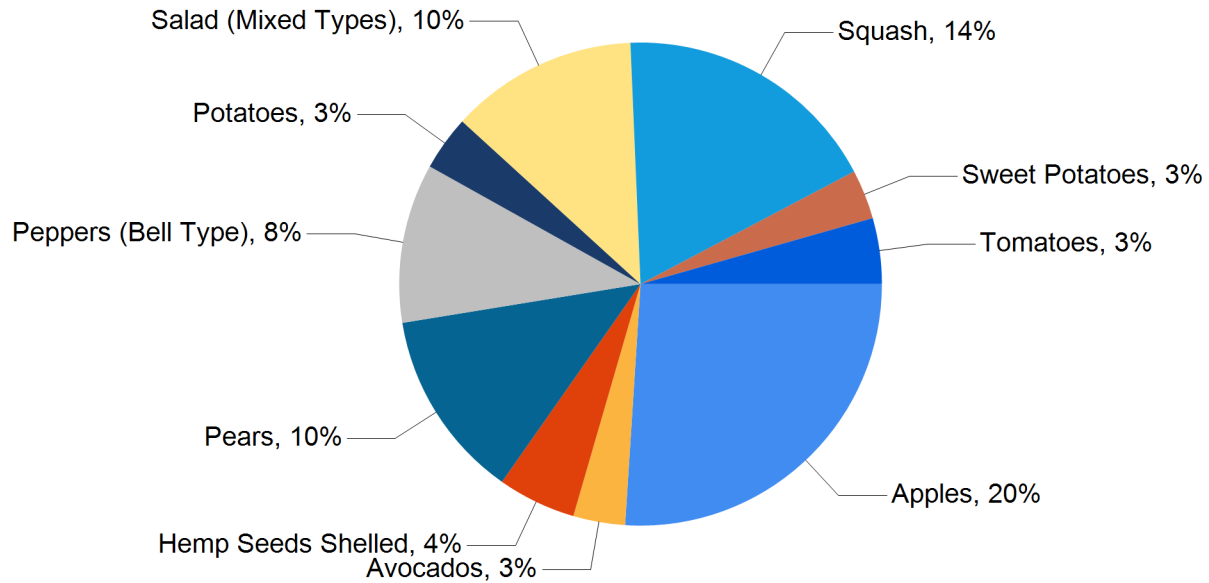
Top 5 Commodities Featured This Week



Top 10 Commodities as Percentage of Total Conventional Ads

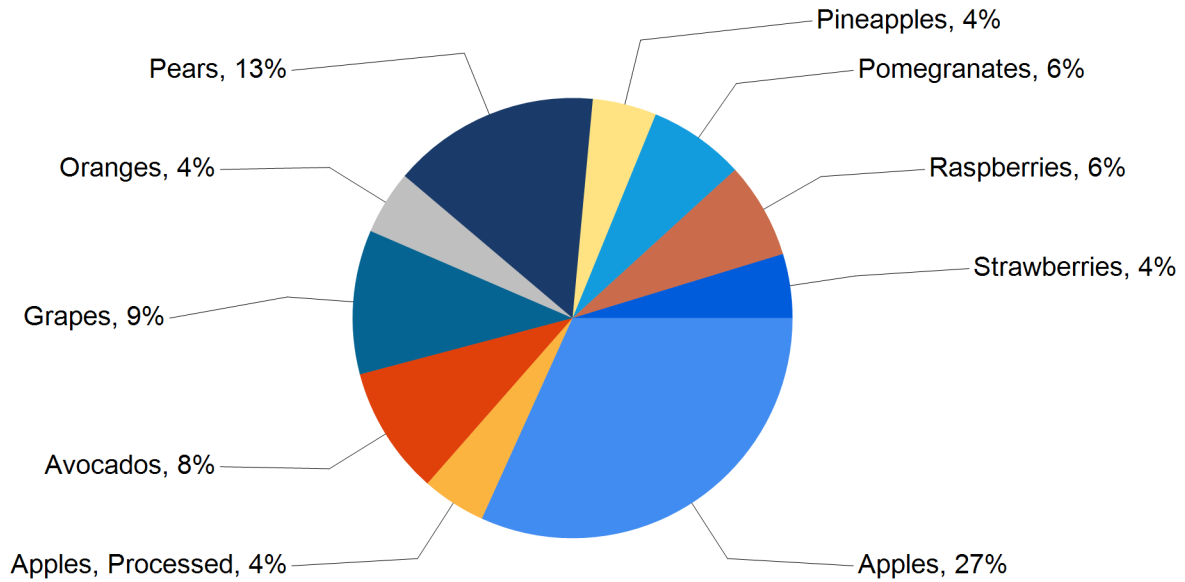


Top 10 Commodities as Percentage of Total Organic Ads

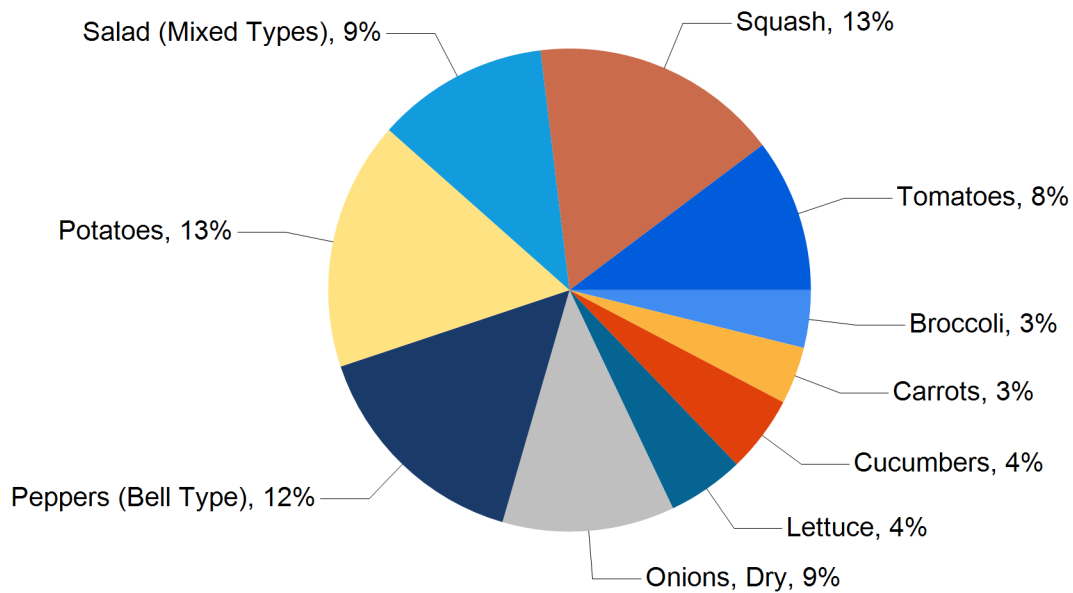


Wtd Avg - Simple weighted average

Top 10 Fruits as Percentage of Total Fruit Ads



Top 10 Vegetables as Percentage of Total Vegetable Ads Including Onions and Potatoes



Wtd Avg - Simple weighted average

NATIONAL CONVENTIONAL SUMMARY
 (not including AK & HI)

Fruit								
Commodity	Variety	Unit	THIS WEEK		LAST WEEK		LAST YEAR	
			Number of Ads	Wtd Avg Price	Number of Ads	Wtd Avg Price	Number of Ads	Wtd Avg Price
Apple Pears		each	138	2.08				
Apple Pears		per lb	46	1.69	40	2.28	149	1.12
Apples	Ambrosia	per lb	1,504	1.94	1,357	1.90		
Apples	Braeburn	per lb	29	1.37	32	0.97	20	1.48
Apples	Cortland	per lb	393	1.25	425	0.90		
Apples	Empire	2 lb bag	77	2.50				
Apples	Empire	3 lb bag	96	2.00	96	3.99		
Apples	Empire	per lb	180	1.01	577	0.93		
Apples	Envy	per lb	123	1.69	372	1.57		
Apples	Fuji	3 lb bag	388	3.23	254	3.96	1,310	3.86
Apples	Fuji	5 lb bag	1,566	6.28	1,697	6.25	14	5.99
Apples	Fuji	per lb	1,441	1.59	2,338	1.38	912	1.29
Apples	Gala/Royal Gala	2 lb bag	37	2.50	61	2.93	259	2.19
Apples	Gala/Royal Gala	3 lb bag	3,264	2.59	2,001	2.42	3,307	3.17
Apples	Gala/Royal Gala	5 lb bag	2,070	5.75	1,875	6.06	22	5.26
Apples	Gala/Royal Gala	per lb	2,282	1.31	4,070	1.36	1,770	1.41
Apples	Ginger Gold	per lb	30	0.98	438	0.94	78	0.89
Apples	Golden Delicious	3 lb bag	303	2.93	221	3.24	316	2.96
Apples	Golden Delicious	5 lb bag	462	4.01	52	4.41		
Apples	Golden Delicious	per lb	243	1.10	359	1.06	144	1.16
Apples	Granny Smith	3 lb bag	189	3.93	1,353	3.74	399	4.58
Apples	Granny Smith	5 lb bag	1,543	6.28	1,710	6.25	14	5.99
Apples	Granny Smith	per lb	1,964	1.54	1,871	1.33	1,921	1.72
Apples	Honeycrisp	2 lb bag	352	1.48	1,015	2.00	23	5.99
Apples	Honeycrisp	3 lb bag	138	4.33	1,126	3.98	81	5.93
Apples	Honeycrisp	5 lb bag	272	2.99			131	6.99
Apples	Honeycrisp	per lb	6,310	1.65	6,198	1.86	5,481	2.00
Apples	Jonagold	3 lb bag	36	2.83	67	3.26	108	2.38
Apples	Jonagold	5 lb bag	119	3.99			123	3.99
Apples	Jonagold	per lb	140	1.04	251	1.32	150	1.13
Apples	Jonathan	3 lb bag	79	3.38	198	3.16	92	2.79
Apples	Jonathan	per lb	9	1.76	9	1.79	9	0.98
Apples	McIntosh	2 lb bag	77	2.50	38	2.99	205	2.03

Wtd Avg - Simple weighted average



Commodity	Variety	Unit	THIS WEEK		LAST WEEK		LAST YEAR	
			Number of Ads	Wtd Avg Price	Number of Ads	Wtd Avg Price	Number of Ads	Wtd Avg Price
Apples	McIntosh	3 lb bag	471	3.17	398	3.49	661	4.07
Apples	McIntosh	per lb	653	1.18	1,196	1.01	1,137	1.17
Apples	OPAL	per lb	15	1.66	15	1.99		
Apples	Pink Lady/Cripps Pink	per lb	341	1.08	812	1.29	84	1.70
Apples	Red Delicious	2 lb bag	77	2.50	15	3.00	251	2.19
Apples	Red Delicious	3 lb bag	1,127	3.46	594	3.39	1,327	3.77
Apples	Red Delicious	5 lb bag	462	4.01	86	3.66	73	4.88
Apples	Red Delicious	per lb	307	1.17	1,561	1.10	349	1.14
Apples	Rome	per lb	64	1.18			24	1.49
Apples, Processed	Juice	128 oz (1 gallon)	36	5.21	425	6.35	233	5.15
Apples, Processed	Juice	64 oz (1/2 gallon)	3,895	2.32	4,626	2.31	3,293	2.37
Apples, Processed	Juice Marked Cider	128 oz (1 gallon)	370	5.90	1,897	6.62	845	7.17
Apples, Processed	Juice Marked Cider	64 oz (1/2 gallon)	1,213	3.71	3,349	3.98	1,516	4.03
Avocados	Hass	each	6,515	0.86	6,171	1.06	9,730	1.05
Avocados	Hass-Marked Extra Large	each	435	2.96	90	1.17		
Avocados	Hass-Marked Large	each	518	1.33	2,000	1.47		
Avocados	Hass-Marked Medium	each	1,933	0.90	774	0.81		
Avocados	Hass-Marked Small	each	303	0.35	181	0.45		
Avocados	Various Greenskin Marked Large	each	16	1.00				
Avocados	Various Greenskin Varieties	each	133	1.73	395	2.50	40	1.50
Avocados	Various Greenskin Varieties	per lb	57	0.98			26	0.78
Bananas		per lb	1,325	0.49	469	0.57	819	0.61
Blackberries		1 pint (11-12 oz cntr w/ lid)	170	6.90	566	5.11		
Blackberries		5.6-6 oz package	2,952	2.86	3,646	2.90	7,018	2.72
Blueberries		1 pint (11-12 oz cntr w/ lid)	236	3.66	14	3.99		
Blueberries		6 oz package	466	3.93	594	3.83	1,082	2.97
Cantaloupes		each	1,282	3.42	1,600	3.18	598	3.06
Cantaloupes		per lb	107	0.50	87	0.57	143	0.52
Clementines		2 lb bag	491	4.40	320	3.76	451	4.50
Clementines		3 lb bag	798	4.62	1,279	4.82	401	4.69
Cranberries		12 oz bag	2,140	2.46	1,558	2.50	3,055	2.54
Grapefruit	RED	5 lb bag	255	3.99			319	5.86
Grapefruit	RED	each	135	2.16	72	1.02	549	1.09
Grapefruit	RED	per lb	7	1.29				
Grapes	Black Seedless	per lb	2,504	2.52	947	2.63	3,143	2.05
Grapes	Red Globe Seeded Type	per lb	217	2.83	118	3.03	280	2.68

Wtd Avg - Simple weighted average



Commodity	Variety	Unit	THIS WEEK		LAST WEEK		LAST YEAR	
			Number of Ads	Wtd Avg Price	Number of Ads	Wtd Avg Price	Number of Ads	Wtd Avg Price
Grapes	Red Seedless	per lb	3,607	2.98	4,300	3.00	8,219	2.31
Grapes	White Seedless Type	per lb	6,536	2.75	6,825	2.95	7,793	2.18
Kiwifruit	Hayward	1 lb bag	8	2.99			15	2.99
Kiwifruit	Hayward	each	86	0.78	240	0.41	625	0.79
Lemons		1 lb bag	190	2.99	190	2.99		
Lemons		2 lb bag	465	3.83	266	3.94	1,025	3.31
Lemons		each	1,288	0.88	1,224	0.57	731	0.65
Limes		each	395	0.37	2,498	0.48	2,016	0.31
Limes		per lb	109	1.38	6	0.99	236	0.59
Mangoes	Round Varieties	each	196	1.44	267	0.89		
Mangoes	Round Varieties Marked Large	each	1,083	1.39	227	1.17		
Mangoes	Yellow Varieties	each	7	1.25				
Oranges	Navel	3 lb bag	863	4.47	885	5.45	224	4.60
Oranges	Navel	4 lb bag	1,324	4.11	29	4.99	1,110	4.36
Oranges	Navel	each	1,874	0.97	526	1.01	1,056	0.87
Oranges	Navel	per lb	25	1.69	795	1.46	1,712	1.46
Oranges	Valencia	4 lb bag	1,264	4.09	2	4.99	63	6.72
Oranges	Valencia	each	63	0.91	34	1.00		
Oranges	Valencia	per lb	33	0.91	97	0.67	9	1.79
Papaya	Maradol/Tainung Types	per lb	1,417	1.03	1,394	1.02	1,004	1.10
Papaya	Solo Type	each	8	3.33				
Papaya	Solo Type	per lb	48	1.18	26	0.92	198	1.13
Pears	Bartlett	2 lb bag	397	3.48				
Pears	Bartlett	3 lb bag	19	5.00	264	4.06		
Pears	Bartlett	per lb	6,745	1.63	2,559	1.72	3,601	1.73
Pears	Bosc	3 lb bag	19	5.00	19	5.00		
Pears	Bosc	per lb	3,843	1.65	1,526	1.86	1,808	1.65
Pears	D'Anjou	2 lb bag	133	1.95				
Pears	D'Anjou	3 lb bag	19	5.00	19	5.00		
Pears	D'Anjou	per lb	2,299	1.76	1,355	1.73	1,932	1.73
Persimmons		each	1,206	1.10	970	1.63	685	1.48
Persimmons		per lb	286	1.91	345	1.95	178	1.53
Pineapples		each	4,543	2.65	4,384	2.55	2,874	2.63
Pineapples		per lb	370	0.75	343	0.67	292	0.88
Plums		per lb	26	1.98	84	2.15	146	1.99
Pomegranates		each	8,068	2.46	4,069	3.01	8,998	2.43
Pomegranates		per lb	8	1.99				

Wtd Avg - Simple weighted average



Commodity	Variety	Unit	THIS WEEK		LAST WEEK		LAST YEAR	
			Number of Ads	Wtd Avg Price	Number of Ads	Wtd Avg Price	Number of Ads	Wtd Avg Price
Raspberries		1 pint (11-12 oz cntr w/ lid)	283	6.21	687	5.16		
Raspberries		6 oz package	7,139	2.82	7,008	2.79		
Satsumas		3 lb bag	15	5.99			22	5.99
Satsumas		each	19	0.62				
Satsumas		per lb	9	1.99			13	1.49
Strawberries		1 lb package	4,244	3.10	3,435	3.30	484	3.65
Strawberries		2 lb package	295	5.00	1,017	5.03		
Tangerines/Mandarins		2 lb bag	784	5.18	1,332	4.03	294	4.60
Tangerines/Mandarins		3 lb bag	1,913	4.63	4,959	4.53	3,228	5.01
Tangerines/Mandarins		each	112	0.67	294	0.46	31	0.17
Tangerines/Mandarins		per lb	157	1.73	134	1.99	87	1.96
Watermelons	Red Flesh Seedless Miniature	each	24	3.56	380	4.75	70	3.72
Watermelons	Red Flesh Seedless Miniature	per lb	8	1.29	18	0.33	10	1.19
Watermelons	Red Flesh Seedless Type	each	94	4.68	449	4.88	9	7.99
Watermelons	Red Flesh Seedless Type	per lb	87	0.45	138	0.68	220	0.49

Potatoes & Onions

Commodity	Variety	Unit	THIS WEEK		LAST WEEK		LAST YEAR	
			Number of Ads	Wtd Avg Price	Number of Ads	Wtd Avg Price	Number of Ads	Wtd Avg Price
Onions, Dry	RED	2 lb bag	865	2.45	35	1.67	381	2.42
Onions, Dry	RED	per lb	337	1.17	637	1.02	810	1.09
Onions, Dry	WHITE	2 lb bag	227	2.28	142	1.62	73	1.95
Onions, Dry	WHITE	5 lb bag	30	2.50				
Onions, Dry	WHITE	per lb	2,068	0.95	1,203	0.97	928	1.20
Onions, Dry	YELLOW	2 lb bag	650	1.56	154	1.16	781	1.35
Onions, Dry	YELLOW	3 lb bag	3,705	2.60	3,080	2.68	1,386	2.51
Onions, Dry	YELLOW	5 lb bag	124	2.68	57	2.90	82	4.75
Onions, Dry	YELLOW	per lb	963	0.68	1,007	0.70	899	0.94
Onions, Dry	YELLOW MARKED SWEET	2 lb bag	632	1.39	11	2.49	286	1.83
Onions, Dry	YELLOW MARKED SWEET	3 lb bag	747	3.16	508	3.12	408	3.41
Onions, Dry	YELLOW MARKED SWEET	5 lb bag	318	4.99	1,020	4.49		
Onions, Dry	YELLOW MARKED SWEET	per lb	1,159	1.25	1,217	1.34	1,126	1.29
Potatoes	ROUND RED	3 lb bag	210	2.81	113	2.72	79	3.43
Potatoes	ROUND RED	5 lb bag	2,252	3.43	3,604	4.03	2,981	4.20
Potatoes	ROUND RED	per lb	410	1.05	406	0.93	785	1.11
Potatoes	ROUND WHITE	3 lb bag	34	2.50	19	3.00		
Potatoes	ROUND WHITE	5 lb bag	313	2.62	938	3.13	237	2.65

Wtd Avg - Simple weighted average



Commodity	Variety	Unit	THIS WEEK		LAST WEEK		LAST YEAR	
			Number of Ads	Wtd Avg Price	Number of Ads	Wtd Avg Price	Number of Ads	Wtd Avg Price
Potatoes	ROUND WHITE	per lb	206	0.94	250	0.87	167	0.99
Potatoes	RUSSET	10 lb bag	1,141	3.48	575	4.75	560	4.64
Potatoes	RUSSET	3 lb bag	37	2.67	187	2.88		
Potatoes	RUSSET	5 lb bag	4,946	2.78	3,951	3.14	4,221	3.26
Potatoes	RUSSET	8 lb bag	284	4.88	300	5.24	333	7.29
Potatoes	RUSSET	per lb	1,457	0.99	2,246	0.87	870	1.00
Potatoes	YELLOW TYPE	10 lb bag	8	2.99	8	2.99		
Potatoes	YELLOW TYPE	3 lb bag	169	2.57	249	2.24	486	4.63
Potatoes	YELLOW TYPE	5 lb bag	4,487	3.07	1,844	4.29	3,209	3.14
Potatoes	YELLOW TYPE	per lb	282	1.17	97	1.16	529	1.25

Vegetables

Commodity	Variety	Unit	THIS WEEK		LAST WEEK		LAST YEAR	
			Number of Ads	Wtd Avg Price	Number of Ads	Wtd Avg Price	Number of Ads	Wtd Avg Price
Artichokes		each	70	2.81	846	3.69	707	2.49
Asparagus	GREEN	per lb	3,691	3.34	2,815	2.85	5,139	2.84
Beans	ROUND GREEN TYPE	12 oz bag	74	2.99	120	3.06		
Beans	ROUND GREEN TYPE	per lb	302	2.02	307	1.58	287	2.29
Beets		per lb	55	0.90	21	0.67	310	1.72
Bok Choy		per lb	30	1.03	25	0.80	10	1.09
Broccoli		per bunch	1,535	2.95	1,208	2.99	1,204	2.98
Broccoli		per lb	10	1.49	25	1.27		
Broccoli	BABY HYBRID TYPE	per bunch	322	1.99	23	2.77		
Broccoli	CROWN CUT	per lb	1,834	1.60	1,539	1.77	1,257	1.67
Brussels Sprouts		1 lb bag	421	2.81	190	1.82		
Brussels Sprouts		12 oz bag	33	3.13				
Brussels Sprouts		per lb	368	2.92	748	2.87	1,095	2.18
Cabbage	ROUND GREEN TYPE	per lb	2,139	0.71	722	0.70	2,098	0.68
Cactus Leaf (Nopales)		per lb	92	0.77	180	0.78	86	1.19
Carrots		1 lb bag	38	1.17	128	0.91	273	1.08
Carrots		2 lb bag	407	1.75	72	1.96	528	1.88
Carrots		5 lb film bag	54	2.49	124	3.35		
Carrots		per lb	271	0.84	113	0.69	380	0.60
Carrots	BABY PEELED	1 lb bag	1,667	1.27	2,265	1.48	2,448	1.04
Carrots	BABY PEELED	2 lb bag	729	2.69	654	2.43	1,165	2.63
Cauliflower		each	1,367	2.97	349	2.98	656	3.14
Cauliflower		per lb	364	1.04	204	1.28	105	2.17

Wtd Avg - Simple weighted average



Commodity	Variety	Unit	THIS WEEK		LAST WEEK		LAST YEAR	
			Number of Ads	Wtd Avg Price	Number of Ads	Wtd Avg Price	Number of Ads	Wtd Avg Price
Celery		each	989	1.52	405	1.41	1,268	1.55
Celery		per lb	201	1.07	173	0.98	8	0.78
Celery	HEARTS	per package	367	3.20	418	3.97		
Chayote		each	44	0.66	182	0.52	219	0.42
Chayote		per lb	120	0.86	109	0.70	268	0.84
Chinese Cabbage		per lb	47	0.40			6	0.58
Cilantro		per bunch	671	0.47	700	0.71	1,022	0.61
Collards		1 lb bag	9	2.50	374	2.61	314	2.51
Collards		per bunch	698	2.72	61	3.72	566	2.69
Collards		per lb	111	1.61	239	1.48	11	0.99
Corn-Sweet		each	271	0.60	338	0.47	451	0.52
Corn-Sweet		trays 4-5 ears film wrapped	254	4.77	180	4.28		
Cucumbers		each	3,903	0.76	3,962	0.74	3,006	0.76
Cucumbers		per lb	55	0.64	141	0.49	20	0.94
Cucumbers	LONG SEEDLESS - Greenhouse	each	663	1.43	524	1.69	552	1.53
Eggplant		per lb	583	1.47	518	1.50	276	1.69
Garlic		per lb	294	4.54	8	3.99	9	3.99
Garlic		per sleeve	476	1.72	126	1.59	167	1.58
Jalapeno Peppers		per lb	2,990	1.18	1,841	1.30	1,648	1.39
Kale		per bunch	605	2.84	7	0.50	566	2.54
Kale		per lb	94	1.67	230	1.47		
Lettuce	Boston	each	8	1.29				
Lettuce	Green Leaf	each	434	1.47	349	1.43	107	1.50
Lettuce	Iceberg	each	1,288	1.47	1,137	1.43	162	1.49
Lettuce	Red Leaf	each	408	1.47	349	1.43	107	1.50
Lettuce	Romaine	each	365	1.53	212	1.18	107	1.50
Lettuce	Romaine	per lb	9	1.51	6	1.54		
Lettuce	Romaine (Hearts)	3 count	1,773	2.85	737	2.95	181	3.00
Mixed Mini Sweet Peppers		1 lb package	424	3.28	463	3.25	451	3.67
Mushrooms	CREMINI	8 oz package	1,791	2.41	890	1.53		
Mushrooms	PORTOBELLA	per lb	15	4.99			9	5.99
Mushrooms	WHITE	12 oz tray wrapped	78	2.29				
Mushrooms	WHITE	8 oz package	1,397	2.05	2,126	1.79	1,745	2.11
Mushrooms	WHITE	per lb	30	3.52			9	3.49
Mustard		per bunch	455	2.79				
Mustard		per lb	30	1.85	7	0.99		

Wtd Avg - Simple weighted average



Commodity	Variety	Unit	THIS WEEK		LAST WEEK		LAST YEAR	
			Number of Ads	Wtd Avg Price	Number of Ads	Wtd Avg Price	Number of Ads	Wtd Avg Price
Onions, Green		per bunch	1,491	0.68	581	0.78	157	1.15
Peppers (Bell Type)	GREEN	each	2,873	0.96	3,115	0.83	2,105	0.77
Peppers (Bell Type)	GREEN	per lb	223	1.59	545	1.54	239	1.73
Peppers (Bell Type)	ORANGE - Greenhouse	each	296	1.24	248	1.51	427	1.54
Peppers (Bell Type)	ORANGE	each	1,416	1.36	2,303	1.36	2,192	1.54
Peppers (Bell Type)	ORANGE - Greenhouse	per lb	78	2.49	342	2.99		
Peppers (Bell Type)	ORANGE	per lb	485	2.76	164	2.97	532	2.87
Peppers (Bell Type)	RED - Greenhouse	each	300	1.25	256	1.50	427	1.55
Peppers (Bell Type)	RED	each	1,601	1.30	2,379	1.33	2,275	1.55
Peppers (Bell Type)	RED - Greenhouse	per lb	78	2.49	342	2.99		
Peppers (Bell Type)	RED	per lb	1,967	3.15	721	2.12	756	2.83
Peppers (Bell Type)	YELLOW - Greenhouse	each	300	1.25	248	1.51	427	1.54
Peppers (Bell Type)	YELLOW	each	1,435	1.37	2,332	1.35	2,195	1.54
Peppers (Bell Type)	YELLOW - Greenhouse	per lb	78	2.49	342	2.99		
Peppers (Bell Type)	YELLOW	per lb	1,740	3.27	172	2.95	690	2.96
Pumpkins	MINIATURE	per lb	8	0.99				
Pumpkins	PIE TYPE	per lb	12	0.98	12	0.98	25	0.80
Radishes		1 lb bag	26	1.38	26	1.38	26	0.98
Radishes		6-oz film bags	14	0.99	9	0.67		
Radishes		per bunch	391	0.58	471	0.83	236	0.79
Salad (Mixed Types)		10-12 oz package	3,312	2.41	1,501	2.68	2,542	2.83
Salad (Mixed Types)		5-9 oz package	4,425	2.64	1,789	2.90	4,905	2.98
Serrano Peppers		per lb	18	1.55	8	0.99	282	0.96
Spinach		per bunch	42	0.92	152	2.11	56	2.25
Spinach	FLAT TYPE	5-7 oz package	41	3.02	1,321	2.96		
Spinach	FLAT TYPE	8-10 oz package	430	2.36	953	2.72		
Squash	Acorn	per lb	1,943	1.02	2,614	1.09	3,198	1.21
Squash	Butternut	per lb	3,288	1.09	2,763	1.12	4,033	1.20
Squash	GREY	per lb	720	0.76	485	0.73	447	0.84
Squash	Kabocha	per lb	69	1.27	631	0.92		
Squash	Spaghetti	per lb	2,086	1.03	2,558	1.09	3,427	1.21
Squash	Yellow Crookneck/Straightneck	per lb	1,847	1.37	614	1.39	1,931	1.39
Squash	Zucchini	per lb	2,195	1.27	2,381	1.30	2,760	1.39
Sweet Potatoes		3 lb bag	59	2.99	236	2.32		
Sweet Potatoes		per lb	2,325	1.03	1,936	1.10	2,974	0.89
Tomatillos		per lb	424	1.30	250	1.02	44	1.19
Tomatoes		per lb	1,059	1.65	1,548	1.38	679	2.18

Wtd Avg - Simple weighted average



Commodity	Variety	Unit	THIS WEEK		LAST WEEK		LAST YEAR	
			Number of Ads	Wtd Avg Price	Number of Ads	Wtd Avg Price	Number of Ads	Wtd Avg Price
Tomatoes	Cherry Type	1 pint package	48	2.99			165	2.92
Tomatoes	Cherry Type	10 oz package	354	2.56	352	2.71		
Tomatoes	GRAPE TYPE	1 pint package	457	2.63	1,224	2.65	508	2.38
Tomatoes	GRAPE TYPE	10 oz package	1,019	2.61	3,471	2.34	1,084	2.71
Tomatoes	Plum Type (Roma)	per lb	1,511	1.07	2,294	1.15	778	1.40
Tomatoes	VINE RIPES - Greenhouse	per lb	346	1.80	306	1.81	197	2.21
Tomatoes	VINE RIPES	per lb	590	1.53	554	1.70	148	2.21
Tomatoes	Vine Ripes - Heirloom Varieties - Greenhouse	per lb	153	3.04			92	2.36
Tomatoes	VINE RIPES - ON THE VINE - Greenhouse	per lb	4,111	1.81	1,496	1.68	2,498	2.36
Turnip Tops		per bunch	426	2.78			467	2.66
Turnip Tops		per lb	30	1.85	7	0.99		

Other Specialty Crop Items

Commodity	Variety	Unit	THIS WEEK		LAST WEEK		LAST YEAR	
			Number of Ads	Wtd Avg Price	Number of Ads	Wtd Avg Price	Number of Ads	Wtd Avg Price
Hemp Protein		16 oz	236	19.99			52	22.99
Hemp Seeds Shelled		16 oz	109	15.29	386	13.94	228	18.72
Hemp Seeds Shelled		8 oz	1,056	8.53	970	7.94		

Seasonal Items

Commodity	Variety	Unit	THIS WEEK		LAST WEEK		LAST YEAR	
			Number of Ads	Wtd Avg Price	Number of Ads	Wtd Avg Price	Number of Ads	Wtd Avg Price
Ornamentals	Chrysanthemums	6 inch pot	167	11.85	730	9.42	673	9.60
Ornamentals	Chrysanthemums	bunched 12s	9	12.99	9	12.99		
Ornamentals	Poinsettias	6 inch pot	280	6.00			197	6.50
Ornamentals	Rose, Hybrid Tea	bunched 12s	1,882	7.52	2,179	8.35	2,411	9.19

Wtd Avg - Simple weighted average



REGIONAL CONVENTIONAL DETAILS

Commodity	Variety	Unit	NORTHEAST U.S.				SOUTHEAST U.S.				MIDWEST U.S.			
			Price Range	Number of Ads	Wtd Avg Price	% Marked Local	Price Range	Number of Ads	Wtd Avg Price	% Marked Local	Price Range	Number of Ads	Wtd Avg Price	% Marked Local
FRUIT														
Apple Pears		each	3.33	37	3.33		3.33	40	3.33					
Apple Pears		per lb	2.99	6	2.99									
Apples	Ambrosia	per lb	1.99	183	1.99		1.99	1209	1.99		0.99	68	0.99	
Apples	Braeburn	per lb									1.19 - 1.59	29	1.37	
Apples	Cortland	per lb	0.79 - 1.69	368	1.27						0.97	25	0.97	
Apples	Empire	2 lb bag	2.50	37	2.50		2.50	40	2.50					
Apples	Empire	3 lb bag									2.00	96	2.00	
Apples	Empire	per lb	0.99 - 1.49	180	1.01									
Apples	Fuji	3 lb bag	3.49	54	3.49						2.00 - 4.98	215	2.45	
Apples	Fuji	5 lb bag					6.99	463	6.99		5.49 - 5.99	741	5.97	
Apples	Fuji	per lb	0.99 - 2.79	108	1.69		1.49 - 1.99	255	1.94		0.69 - 1.69	125	1.00	
Apples	Gala/Royal Gala	2 lb bag	2.50	37	2.50									
Apples	Gala/Royal Gala	3 lb bag	1.99 - 3.99	645	2.62		2.29 - 3.99	964	3.04		1.49 - 4.59	1030	2.08	
Apples	Gala/Royal Gala	5 lb bag	3.99	175	3.99		3.99 - 6.99	763	5.82		5.49 - 5.99	741	5.97	
Apples	Gala/Royal Gala	per lb	0.99 - 1.99	723	1.27		0.98 - 1.99	186	1.34		0.98 - 1.29	226	1.12	
Apples	Ginger Gold	per lb					0.98	30	0.98					
Apples	Golden Delicious	3 lb bag					2.50 - 3.49	110	2.68		1.49 - 4.59	177	3.04	
Apples	Golden Delicious	5 lb bag	3.99	175	3.99		3.99 - 4.98	287	4.02					
Apples	Golden Delicious	per lb	0.99	116	0.99		0.98 - 1.49	114	1.23		0.69 - 1.29	13	0.97	
Apples	Granny Smith	3 lb bag					3.98 - 3.99	25	3.99		2.00 - 2.50	45	2.32	
Apples	Granny Smith	5 lb bag					6.99	463	6.99		5.49 - 5.99	741	5.97	
Apples	Granny Smith	per lb	0.99 - 1.99	874	1.64		1.29 - 1.99	500	1.73		0.69 - 1.69	158	1.21	
Apples	Honeycrisp	3 lb bag					3.98 - 5.99	98	4.78		3.98	10	3.98	
Apples	Honeycrisp	5 lb bag	2.99	272	2.99									
Apples	Honeycrisp	per lb	0.99 - 2.99	849	2.08		1.48 - 2.99	2239	1.88		0.97 - 2.49	1499	1.38	
Apples	Jonagold	3 lb bag									2.50	24	2.50	
Apples	Jonagold	5 lb bag					3.99	119	3.99					
Apples	Jonagold	per lb	0.99	46	0.99						0.69 - 1.49	89	1.08	
Apples	Jonathan	3 lb bag									2.50 - 3.99	45	3.29	
Apples	Jonathan	per lb									1.76	9	1.76	
Apples	McIntosh	2 lb bag	2.50	37	2.50		2.50	40	2.50					
Apples	McIntosh	3 lb bag	3.99	183	3.99		2.99 - 3.99	40	3.34		1.99 - 3.99	248	2.54	
Apples	McIntosh	per lb	0.79 - 1.69	417	1.23		0.98	30	0.98		0.69 - 1.29	201	1.12	
Apples	Pink Lady/Cripps Pink	per lb					1.49	27	1.49		0.99 - 1.19	17	1.10	
Apples	Red Delicious	2 lb bag	2.50	37	2.50		2.50	40	2.50					
Apples	Red Delicious	3 lb bag	2.99 - 3.99	188	3.96		2.50 - 3.99	534	3.63		1.49 - 4.59	249	2.58	

Wtd Avg - Simple weighted average



Commodity	Variety	Unit	NORTHEAST U.S.				SOUTHEAST U.S.				MIDWEST U.S.			
			Price Range	Number of Ads	Wtd Avg Price	% Marked Local	Price Range	Number of Ads	Wtd Avg Price	% Marked Local	Price Range	Number of Ads	Wtd Avg Price	% Marked Local
Apples	Red Delicious	5 lb bag	3.99	175	3.99		3.99 - 4.98	287	4.02					
Apples	Red Delicious	per lb	0.99	125	0.99		0.98 - 1.59	137	1.37		0.69 - 1.29	35	0.98	
Apples	Rome	per lb					0.99 - 1.29	57	1.25		0.69	7	0.69	
Apples, Processed	Juice	128 oz (1 gallon)	5.99 - 6.99	27	6.29									
Apples, Processed	Juice	64 oz (1/2 gallon)	1.89 - 3.00	1104	2.33		1.50 - 3.00	1155	2.25		1.49 - 2.99	1048	2.33	
Apples, Processed	Juice Marked Cider	128 oz (1 gallon)	5.99 - 6.99	57	6.32		1.99 - 8.99	135	5.77		2.99 - 6.99	57	5.41	
Apples, Processed	Juice Marked Cider	64 oz (1/2 gallon)	1.89 - 4.99	806	3.50		3.99	23	3.99		2.49 - 3.99	239	3.37	
Avocados	Hass	each	0.49 - 2.00	1784	1.12		0.59 - 1.67	2136	0.78		0.50 - 1.25	897	0.62	
Avocados	Hass-Marked Extra Large	each									1.25	7	1.25	
Avocados	Hass-Marked Large	each	1.67	65	1.67						1.25 - 1.50	201	1.38	
Avocados	Hass-Marked Medium	each					0.75	463	0.75		0.50 - 0.99	614	0.96	
Avocados	Hass-Marked Small	each									0.49 - 0.50	36	0.50	
Avocados	Various Greenskin Marked Large	each									1.00	16	1.00	
Avocados	Various Greenskin Varieties	each	2.50	19	2.50		2.50	2	2.50		0.99 - 1.67	83	1.27	
Avocados	Various Greenskin Varieties	per lb					0.98	57	0.98					
Bananas		per lb	0.59	45	0.59		0.33 - 0.59	64	0.34		0.39 - 0.59	594	0.46	
Blackberries		1 pint (11-12 oz cntr w/ lid)	6.99	162	6.99									
Blackberries		5.6-6 oz package	2.99 - 3.99	372	3.63		2.50 - 3.99	1037	3.16		1.50 - 3.99	204	2.66	
Blueberries		1 pint (11-12 oz cntr w/ lid)	3.99	183	3.99		3.99	14	3.99		1.99	39	1.99	
Blueberries		6 oz package					3.50 - 3.99	412	3.94		3.48 - 3.99	25	3.81	
Cantaloupes		each	2.99 - 3.99	517	3.06		2.98 - 4.00	599	3.61		3.99	96	3.99	
Clementines		2 lb bag	4.50	19	4.50		3.50	9	3.50		3.99 - 5.32	163	4.54	
Clementines		3 lb bag	3.99 - 6.99	134	5.51		3.49 - 4.99	94	4.32		3.97 - 6.99	131	4.93	
Cranberries		12 oz bag	1.99 - 3.00	1142	2.47		1.99 - 2.00	68	1.99		1.99 - 3.00	432	2.58	
Grapefruit	RED	each	1.25 - 1.50	21	1.36									
Grapefruit	RED	per lb									1.29	7	1.29	
Grapes	Black Seedless	per lb	1.49 - 3.00	559	2.63		1.88 - 3.49	874	2.58		1.49 - 3.99	529	3.02	
Grapes	Red Globe Seeded Type	per lb	2.99	191	2.99		1.68	26	1.68					
Grapes	Red Seedless	per lb	1.99 - 3.99	1128	2.74		1.88 - 3.49	576	1.98		1.99 - 5.54	379	3.31	
Grapes	White Seedless Type	per lb	1.49 - 3.99	1519	2.72		1.88 - 3.49	1960	2.30		1.49 - 3.99	866	3.27	
Kiwifruit	Hayward	1 lb bag	2.99	8	2.99									
Lemons		1 lb bag	2.99	190	2.99									
Lemons		2 lb bag	2.99 - 4.99	100	3.89		3.99	45	3.99		3.50 - 3.99	242	3.74	

Wtd Avg - Simple weighted average



Commodity	Variety	Unit	NORTHEAST U.S.				SOUTHEAST U.S.				MIDWEST U.S.			
			Price Range	Number of Ads	Wtd Avg Price	% Marked Local	Price Range	Number of Ads	Wtd Avg Price	% Marked Local	Price Range	Number of Ads	Wtd Avg Price	% Marked Local
Lemons		each	0.40 - 0.75	112	0.65		0.78 - 0.89	406	0.79					
Limes		each	0.40 - 0.75	228	0.52						0.25	7	0.25	
Mangoes	Round Varieties	each	1.00 - 1.25	28	1.15		1.25	3	1.25		1.25 - 1.67	19	1.43	
Mangoes	Round Varieties Marked Large	each					1.25	463	1.25		1.50	559	1.50	
Oranges	Navel	3 lb bag	5.99	145	5.99		2.95 - 5.99	559	3.99		2.95 - 5.99	88	4.83	
Oranges	Navel	4 lb bag	4.99	60	4.99		3.99 - 5.99	1248	4.05		4.99	16	4.99	
Oranges	Navel	each	1.00 - 1.25	1309	1.10		0.39 - 1.00	64	0.76		1.00 - 1.25	187	1.04	
Oranges	Navel	per lb									1.69 - 1.88	17	1.79	
Oranges	Valencia	4 lb bag	5.99	37	5.99		3.99 - 5.99	1227	4.03					
Oranges	Valencia	each	1.25	34	1.25		0.69 - 0.79	18	0.75					
Oranges	Valencia	per lb					0.78	15	0.78					
Papaya	Maradol/Tainung Types	per lb	0.77 - 1.29	467	0.86		0.88 - 1.28	83	1.13					
Pears	Bartlett	2 lb bag					3.49	366	3.49					
Pears	Bartlett	3 lb bag	5.00	19	5.00									
Pears	Bartlett	per lb	0.99 - 2.49	1679	1.72		0.98 - 1.99	2826	1.63		0.97 - 2.00	904	1.66	
Pears	Bosc	3 lb bag	5.00	19	5.00									
Pears	Bosc	per lb	0.99 - 2.49	897	1.73		0.99 - 1.99	1581	1.60		0.69 - 1.99	601	1.62	
Pears	D'Anjou	2 lb bag					1.95	73	1.95		1.95	22	1.95	
Pears	D'Anjou	3 lb bag	5.00	19	5.00									
Pears	D'Anjou	per lb	0.99 - 2.49	1185	1.76		0.99 - 1.99	646	1.77		0.98 - 1.99	77	1.71	
Persimmons		each	1.99 - 2.50	17	2.26		1.25	14	1.25		0.99	188	0.99	
Persimmons		per lb	2.49 - 2.99	71	2.95						1.49 - 1.99	43	1.91	
Pineapples		each	1.49 - 3.99	842	3.01		2.00 - 3.99	262	2.63		1.50 - 3.99	1433	2.67	
Plums		per lb					1.98	26	1.98					
Pomegranates		each	0.99 - 4.00	1677	2.35		1.29 - 3.50	2094	2.54		0.99 - 5.99	1287	1.72	
Raspberries		1 pint (11-12 oz cntr w/ lid)	6.99	162	6.99						4.99	39	4.99	
Raspberries		6 oz package	1.47 - 4.00	983	2.77		1.99 - 3.99	2309	3.23		1.25 - 3.99	1796	2.53	
Strawberries		1 lb package	2.50 - 4.99	923	3.57		1.99 - 3.99	610	3.60		1.99 - 3.99	1322	2.57	
Tangerines/Mandarins		2 lb bag	5.00	27	5.00		2.98 - 5.99	540	5.30		4.99	8	4.99	
Tangerines/Mandarins		3 lb bag	2.99 - 5.99	952	4.40		3.98 - 4.99	118	4.44		3.98 - 5.99	512	4.65	
Tangerines/Mandarins		each	0.59 - 1.00	87	0.69		0.50	8	0.50		0.69	6	0.69	
Watermelons	Red Flesh Seedless Miniature	each									2.50	7	2.50	
POTATOES & ONIONS														
Onions, Dry	RED	2 lb bag	1.99 - 3.50	554	2.34		1.69 - 2.99	137	2.21		1.95 - 3.50	136	3.25	
Onions, Dry	RED	per lb	0.99 - 1.49	36	1.32						0.69 - 1.39	148	1.12	
Onions, Dry	WHITE	2 lb bag	2.99	37	2.99		1.69 - 2.99	130	2.24		1.95	22	1.95	
Onions, Dry	WHITE	5 lb bag					2.50	30	2.50					

Wtd Avg - Simple weighted average



Commodity	Variety	Unit	NORTHEAST U.S.				SOUTHEAST U.S.				MIDWEST U.S.			
			Price Range	Number of Ads	Wtd Avg Price	% Marked Local	Price Range	Number of Ads	Wtd Avg Price	% Marked Local	Price Range	Number of Ads	Wtd Avg Price	% Marked Local
Onions, Dry	WHITE	per lb	0.99	113	0.99		0.99	945	0.99		0.69 - 1.49	125	1.07	
Onions, Dry	YELLOW	2 lb bag	0.99 - 1.99	296	1.81		0.99 - 1.95	107	1.64		0.89 - 1.95	193	1.10	
Onions, Dry	YELLOW	3 lb bag	1.50 - 3.49	979	2.60		1.49 - 3.49	1823	2.76		0.99 - 2.99	615	2.24	
Onions, Dry	YELLOW	5 lb bag	2.49 - 2.99	124	2.68									
Onions, Dry	YELLOW	per lb					0.68 - 0.99	95	0.79		0.78 - 1.19	58	1.01	
Onions, Dry	YELLOW MARKED SWEET	2 lb bag	0.99	175	0.99		0.99 - 2.95	397	1.48		1.95	22	1.95	
Onions, Dry	YELLOW MARKED SWEET	3 lb bag					2.99 - 4.99	205	3.75		3.99	117	3.99	
Onions, Dry	YELLOW MARKED SWEET	5 lb bag					4.99	73	4.99		4.99	245	4.99	
Onions, Dry	YELLOW MARKED SWEET	per lb	1.29 - 1.49	203	1.37		1.18 - 1.29	25	1.25		0.99 - 1.49	394	1.31	
Potatoes	ROUND RED	3 lb bag	3.00	19	3.00		2.95 - 2.99	88	2.96		1.49 - 2.99	65	2.70	
Potatoes	ROUND RED	5 lb bag	2.50 - 3.99	585	3.82		2.50 - 3.99	305	3.22		1.86 - 4.49	744	3.63	
Potatoes	ROUND RED	per lb	1.29 - 1.49	200	1.30									
Potatoes	ROUND WHITE	5 lb bag	1.99 - 4.00	262	2.47		2.29 - 3.99	51	3.42					
Potatoes	RUSSET	10 lb bag	3.99 - 5.99	132	4.41		2.99 - 4.99	306	4.02		2.99	38	2.99	
Potatoes	RUSSET	3 lb bag	3.00	19	3.00						1.99 - 2.49	18	2.32	
Potatoes	RUSSET	5 lb bag	1.99 - 3.99	736	2.31		1.50 - 3.99	2545	3.04		0.99 - 3.49	377	2.43	
Potatoes	RUSSET	8 lb bag	4.99	237	4.99		4.99	38	4.99					
Potatoes	RUSSET	per lb	0.88 - 1.49	665	1.11		0.62 - 0.99	102	0.85		0.79 - 0.99	75	0.91	
Potatoes	YELLOW TYPE	10 lb bag									2.99	8	2.99	
Potatoes	YELLOW TYPE	3 lb bag	3.00	19	3.00		2.95	73	2.95		0.99 - 2.95	73	2.05	
Potatoes	YELLOW TYPE	5 lb bag	2.29 - 5.49	1401	3.36		2.29 - 3.99	1102	2.78		1.86 - 4.99	1462	3.02	
Potatoes	YELLOW TYPE	per lb	1.29 - 1.49	209	1.31									

VEGETABLES

Artichokes		each	1.50	9	1.50									
Asparagus	GREEN	per lb	2.99 - 3.99	620	3.34		1.99 - 3.49	471	3.47		2.99 - 3.99	1023	3.49	
Beans	ROUND GREEN TYPE	12 oz bag					2.99	74	2.99					
Beans	ROUND GREEN TYPE	per lb					1.68 - 1.77	88	1.71		1.50 - 2.49	154	2.29	
Beets		per lb					0.99	34	0.99		0.50	14	0.50	
Bok Choy		per lb									0.59 - 1.29	21	1.06	
Broccoli		per bunch	1.50 - 3.00	132	2.83		1.99 - 2.99	1275	2.96		2.50 - 3.00	128	2.95	
Broccoli	BABY HYBRID TYPE	per bunch	1.99	322	1.99									
Broccoli	CROWN CUT	per lb	0.99 - 2.49	921	1.61		1.69 - 2.49	145	1.95		0.79 - 2.49	378	1.37	
Brussels Sprouts		1 lb bag					3.50	11	3.50		2.49 - 3.50	350	2.67	
Brussels Sprouts		12 oz bag	2.99 - 3.00	24	3.00		3.50	9	3.50					

Wtd Avg - Simple weighted average



National Retail Report - Specialty Crops
Friday, November 3, 2023 - Page 16

Commodity	Variety	Unit	NORTHEAST U.S.				SOUTHEAST U.S.				MIDWEST U.S.			
			Price Range	Number of Ads	Wtd Avg Price	% Marked Local	Price Range	Number of Ads	Wtd Avg Price	% Marked Local	Price Range	Number of Ads	Wtd Avg Price	% Marked Local
Brussels Sprouts		per lb	2.49	97	2.49					2.99	126	2.99		
Cabbage	ROUND GREEN TYPE	per lb	0.39 - 0.99	591	0.78		0.50 - 0.79	565	0.69		0.49 - 0.89	386	0.70	
Cactus Leaf (Nopales)		per lb									0.79	14	0.79	
Carrots		1 lb bag					0.89 - 1.50	24	1.28		0.99	14	0.99	
Carrots		2 lb bag	1.88	34	1.88		1.89 - 2.00	21	1.95		1.00 - 1.99	227	1.83	
Carrots		5 lb film bag	2.49	54	2.49									
Carrots		per lb	0.99	8	0.99		0.99 - 1.50	115	1.03		0.99	17	0.99	
Carrots	BABY PEELED	1 lb bag	0.99 - 2.00	766	1.35		1.00 - 1.69	297	1.40		0.99 - 1.50	234	1.13	
Carrots	BABY PEELED	2 lb bag	2.50	185	2.50		2.50 - 2.99	101	2.57		2.00 - 2.99	102	2.85	
Cauliflower		each	1.99 - 3.49	24	2.84		2.98 - 3.00	1315	2.99		1.99 - 2.99	14	2.56	
Cauliflower		per lb									0.69 - 1.50	292	1.04	
Celery		each	1.49 - 2.00	150	1.71		0.99 - 2.00	236	1.66		0.69 - 2.00	107	1.20	
Celery		per lb									0.99	188	0.99	
Celery	HEARTS	per package	2.99 - 3.99	126	3.61						2.99	199	2.99	
Chayote		each	0.66 - 0.67	44	0.66									
Chinese Cabbage		per lb									0.49	7	0.49	
Cilantro		per bunch	0.89 - 0.99	46	0.95						0.29 - 0.89	33	0.58	
Collards		1 lb bag					2.50	9	2.50					
Collards		per bunch	2.50	183	2.50		2.50 - 3.00	439	2.98					
Collards		per lb	1.49	37	1.49		1.29 - 2.50	74	1.68					
Corn-Sweet		each					0.60	34	0.60		0.88	8	0.88	
Corn-Sweet		trays 4-5 ears film wrapped	5.00	183	5.00		3.99 - 5.00	54	4.25		3.99	17	3.99	
Cucumbers		each	0.50 - 1.00	797	0.63		0.50 - 0.79	524	0.76		0.49 - 0.88	267	0.58	
Cucumbers		per lb									0.60	44	0.60	
Cucumbers	LONG SEEDLESS - Greenhouse	each	1.67 - 1.99	103	1.78		1.38 - 1.50	261	1.41		0.99 - 1.99	158	1.43	
Eggplant		per lb	0.99 - 1.59	576	1.47						0.99	7	0.99	
Garlic		per lb	4.99	162	4.99		3.99	15	3.99					
Garlic		per sleeve	1.69	413	1.69		2.00	2	2.00					
Jalapeno Peppers		per lb	0.99 - 1.49	190	1.29		0.99 - 1.99	1024	1.07		0.98 - 1.59	625	1.46	
Kale		per bunch	2.50	183	2.50		2.50 - 3.00	393	2.98					
Kale		per lb	1.49	37	1.49		1.49 - 2.50	57	1.79					
Lettuce	Green Leaf	each	1.49 - 1.50	48	1.50						1.78	199	1.78	
Lettuce	Iceberg	each	0.99 - 2.00	385	1.57		0.98	31	0.98		0.67 - 1.59	302	1.07	
Lettuce	Red Leaf	each	1.49 - 1.50	29	1.50						1.78	199	1.78	
Lettuce	Romaine	each	0.99 - 1.49	18	1.24						0.79 - 1.78	235	1.65	
Lettuce	Romaine	per lb	1.50	9	1.50									
Lettuce	Romaine (Hearts)	3 count	1.88 - 3.99	784	2.81		2.79 - 3.99	437	3.04		1.99 - 3.00	311	2.92	

Wtd Avg - Simple weighted average



National Retail Report - Specialty Crops
Friday, November 3, 2023 - Page 17

Commodity	Variety	Unit	NORTHEAST U.S.				SOUTHEAST U.S.				MIDWEST U.S.			
			Price Range	Number of Ads	Wtd Avg Price	% Marked Local	Price Range	Number of Ads	Wtd Avg Price	% Marked Local	Price Range	Number of Ads	Wtd Avg Price	% Marked Local
Mixed Mini Sweet Peppers		1 lb package	2.99	8	2.99					2.50 - 3.99	351	3.39		
Mushrooms	CREMINI	8 oz package	2.29	75	2.29		2.00 - 2.50	1341	2.34	1.99 - 2.75	166	2.55		
Mushrooms	WHITE	12 oz tray wrapped	2.29	78	2.29									
Mushrooms	WHITE	8 oz package	1.99 - 2.79	623	2.07		1.98 - 2.00	276	1.99	0.99 - 2.50	269	2.03		
Mushrooms	WHITE	per lb								2.99 - 3.99	30	3.52		
Mustard		per bunch					3.00	379	3.00					
Mustard		per lb					0.99 - 2.50	30	1.85					
Onions, Green		per bunch	0.67 - 0.99	283	0.89		0.69	947	0.69	0.50 - 0.99	20	0.82		
Peppers (Bell Type)	GREEN	each	0.89 - 1.00	252	0.97		0.50 - 1.25	633	0.84	0.79 - 1.25	895	0.92		
Peppers (Bell Type)	GREEN	per lb	1.49 - 1.99	91	1.66		1.38 - 1.49	28	1.39					
Peppers (Bell Type)	ORANGE - Greenhouse	each	1.00	185	1.00		1.67	74	1.67	1.34	15	1.34		
Peppers (Bell Type)	ORANGE	each	1.00 - 1.67	335	1.58		1.50 - 1.69	24	1.59	0.97 - 1.69	391	1.19		
Peppers (Bell Type)	ORANGE - Greenhouse	per lb	2.49	78	2.49									
Peppers (Bell Type)	ORANGE	per lb	2.49 - 3.49	229	2.96		2.49	3	2.49	1.39 - 3.49	192	2.76		
Peppers (Bell Type)	RED - Greenhouse	each	1.00	185	1.00		1.67	74	1.67	1.34	15	1.34		
Peppers (Bell Type)	RED	each	1.00 - 1.67	335	1.58		1.50 - 1.69	24	1.59	0.97 - 1.69	407	1.18		
Peppers (Bell Type)	RED - Greenhouse	per lb	2.49	78	2.49									
Peppers (Bell Type)	RED	per lb	0.99 - 3.49	451	2.75		2.49 - 3.49	1238	3.47	1.39 - 3.49	169	2.87		
Peppers (Bell Type)	YELLOW - Greenhouse	each	1.00	185	1.00		1.67	74	1.67	1.34	15	1.34		
Peppers (Bell Type)	YELLOW	each	1.00 - 1.67	335	1.58		1.50 - 1.69	24	1.59	0.97 - 1.69	415	1.19		
Peppers (Bell Type)	YELLOW - Greenhouse	per lb	2.49	78	2.49									
Peppers (Bell Type)	YELLOW	per lb	2.49 - 3.49	289	2.96		2.49 - 3.49	1198	3.49	1.39 - 3.49	192	2.76		
Pumpkins	MINIATURE	per lb								0.99	8	0.99		
Pumpkins	PIE TYPE	per lb					0.98	12	0.98					
Radishes		1 lb bag					1.38	26	1.38					
Radishes		6-oz film bags								0.99	14	0.99		
Radishes		per bunch	0.67	107	0.67									
Salad (Mixed Types)		10-12 oz package	1.49 - 3.99	1093	2.57		1.49 - 3.50	224	1.93	1.50 - 3.50	629	2.54		
Salad (Mixed Types)		5-9 oz package	1.99 - 3.99	1288	2.64		1.79 - 3.34	1333	2.93	1.99 - 3.50	593	2.59		
Spinach		per bunch								0.79 - 0.99	36	0.91		
Spinach	FLAT TYPE	5-7 oz package					3.00	15	3.00	3.00 - 3.50	20	3.35		
Spinach	FLAT TYPE	8-10 oz package	1.99 - 3.99	93	2.40		3.00	73	3.00	1.99 - 2.50	165	2.39		
Squash	Acorn	per lb	0.79 - 1.29	709	1.01		0.98 - 1.49	467	1.00	0.59 - 1.09	293	0.93		
Squash	Butternut	per lb	0.79 - 1.29	1106	0.96		0.98 - 1.49	1419	1.19	0.59 - 1.09	219	0.92		

Wtd Avg - Simple weighted average



Commodity	Variety	Unit	NORTHEAST U.S.				SOUTHEAST U.S.				MIDWEST U.S.			
			Price Range	Number of Ads	Wtd Avg Price	% Marked Local	Price Range	Number of Ads	Wtd Avg Price	% Marked Local	Price Range	Number of Ads	Wtd Avg Price	% Marked Local
Squash	GREY	per lb								0.59 - 0.99	27	0.80		
Squash	Kabocha	per lb	1.29	65	1.29									
Squash	Spaghetti	per lb	0.79 - 1.29	849	1.00					0.59 - 1.09	219	0.92		
Squash	Yellow Crookneck/Straightneck	per lb	0.99 - 1.99	225	1.47					0.79 - 1.49	346	1.14		
Squash	Zucchini	per lb	0.99 - 1.99	323	1.34					0.59 - 1.49	359	1.12		
Sweet Potatoes		3 lb bag	2.99	59	2.99									
Sweet Potatoes		per lb	0.69 - 1.99	1148	1.16					0.49 - 1.29	142	0.94		
Tomatillos		per lb	1.49	107	1.49					0.99	14	0.99		
Tomatoes		per lb	0.99 - 1.39	28	1.28					1.29 - 1.99	106	1.69		
Tomatoes	Cherry Type	1 pint package								2.99	48	2.99		
Tomatoes	Cherry Type	10 oz package	2.50 - 3.50	342	2.56		2.50	12	2.50					
Tomatoes	GRAPE TYPE	1 pint package	1.99 - 2.99	114	2.52		1.95 - 2.99	204	2.66	1.50 - 2.99	139	2.70		
Tomatoes	GRAPE TYPE	10 oz package	2.00 - 2.99	499	2.09		2.89 - 3.00	34	2.97	1.50 - 1.99	47	1.76		
Tomatoes	Plum Type (Roma)	per lb	0.99 - 1.99	58	1.24		1.49	8	1.49	0.99 - 1.99	627	1.06		
Tomatoes	VINE RIPES - Greenhouse	per lb	1.99	74	1.99		1.29 - 1.88	70	1.84	0.96 - 2.49	177	1.80		
Tomatoes	VINE RIPES	per lb	0.99 - 2.49	153	1.90		0.89 - 1.38	221	1.30	0.98 - 1.99	32	1.49		
Tomatoes	Vine Ripes - Heirloom Varieties - Greenhouse	per lb	3.99	7	3.99									
Tomatoes	VINE RIPES - ON THE VINE - Greenhouse	per lb	1.29 - 2.49	773	1.59		1.49 - 2.49	1390	1.93	1.29 - 2.99	476	2.05		
Turnip Tops		per bunch					3.00	379	3.00					
Turnip Tops		per lb					0.99 - 2.50	30	1.85					
OTHER SPECIALTY CROP ITEMS														
Hemp Protein		16 oz					19.99	52	19.99					
Hemp Seeds Shelled		8 oz	7.99 - 9.99	604	8.20		8.79	52	8.79					
SEASONAL ITEMS														
Ornamentals	Chrysanthemums	6 inch pot	12.99	72	12.99					9.99 - 12.99	40	11.64		
Ornamentals	Chrysanthemums	bunched 12s								12.99	9	12.99		
Ornamentals	Poinsettias	6 inch pot	3.50	183	3.50		6.50	14	6.50	11.99	60	11.99		
Ornamentals	Rose, Hybrid Tea	bunched 12s					6.99 - 9.99	465	7.00	6.99 - 16.99	776	7.34		

Wtd Avg - Simple weighted average



Commodity	Variety	Unit	SOUTH CENTRAL U.S.				SOUTHWEST U.S.				NORTHWEST U.S.			
			Price Range	Number of Ads	Wtd Avg Price	% Marked Local	Price Range	Number of Ads	Wtd Avg Price	% Marked Local	Price Range	Number of Ads	Wtd Avg Price	% Marked Local
FRUIT														
Apple Pears		each					0.50	61	0.50					
Apple Pears		per lb					1.49	40	1.49					
Apples	Ambrosia	per lb	0.99 - 1.95	35	1.76						1.27	9	1.27	1
Apples	Envy	per lb									1.69	123	1.69	
Apples	Fuji	3 lb bag	4.99	64	4.99		3.99	55	3.99					
Apples	Fuji	5 lb bag	5.99	138	5.99		5.99	223	5.99		5.99	1	5.99	
Apples	Fuji	per lb	0.99 - 2.19	150	1.75		0.79 - 1.99	666	1.60		0.89 - 1.99	137	1.16	
Apples	Gala/Royal Gala	3 lb bag	1.89 - 4.99	534	2.56		3.99	55	3.99		2.99	36	2.99	
Apples	Gala/Royal Gala	5 lb bag	4.99 - 5.99	167	5.94		5.99	223	5.99		5.99	1	5.99	
Apples	Gala/Royal Gala	per lb	0.69 - 3.49	434	1.37		0.89 - 1.99	696	1.37		0.99	17	0.99	
Apples	Golden Delicious	3 lb bag	3.49	16	3.49									
Apples	Granny Smith	3 lb bag	4.99	64	4.99		3.99	55	3.99					
Apples	Granny Smith	5 lb bag	5.99	115	5.99		5.99	223	5.99		5.99	1	5.99	
Apples	Granny Smith	per lb	0.99 - 1.79	288	1.42		0.50 - 1.69	144	0.82					
Apples	Honeycrisp	2 lb bag					1.48	352	1.48					
Apples	Honeycrisp	3 lb bag					2.88 - 2.99	30	2.96					
Apples	Honeycrisp	per lb	0.97 - 2.49	620	1.31		0.79 - 2.99	691	1.46		0.98 - 1.79	412	1.36	
Apples	Jonagold	3 lb bag	3.49	12	3.49									
Apples	Jonagold	per lb	0.99	5	0.99									
Apples	Jonathan	3 lb bag	3.49	34	3.49									
Apples	McIntosh	per lb	0.99	5	0.99									
Apples	OPAL	per lb									1.48 - 1.78	15	1.66	
Apples	Pink Lady/Cripps Pink	per lb	0.99	163	0.99		0.99	73	0.99		1.29	61	1.29	1
Apples	Red Delicious	3 lb bag	1.77 - 4.99	156	3.68									
Apples	Red Delicious	per lb	1.19	10	1.19									
Apples, Processed	Juice	128 oz (1 gallon)					1.99	9	1.99					
Apples, Processed	Juice	64 oz (1/2 gallon)	1.98 - 2.69	275	2.42		2.50 - 2.99	157	2.67		1.99 - 2.49	156	1.99	
Apples, Processed	Juice Marked Cider	128 oz (1 gallon)	5.00 - 9.99	121	6.07									
Apples, Processed	Juice Marked Cider	64 oz (1/2 gallon)	5.99	27	5.99		5.99	73	5.99		1.99 - 5.99	45	4.03	
Avocados	Hass	each	0.49 - 1.00	766	0.63		0.79 - 1.10	617	1.01		1.00 - 2.00	315	1.04	
Avocados	Hass-Marked Extra Large	each	2.99	160	2.99		2.99	187	2.99		2.98	81	2.98	
Avocados	Hass-Marked Large	each	0.99 - 1.50	185	1.18		0.99 - 2.50	50	1.23		1.25	17	1.25	
Avocados	Hass-Marked Medium	each	0.59 - 0.69	138	0.64		0.67 - 1.79	558	0.94		0.99 - 1.79	160	1.15	
Avocados	Hass-Marked Small	each	0.33 - 0.50	90	0.35		0.25 - 0.33	177	0.31					

Wtd Avg - Simple weighted average



Commodity	Variety	Unit	SOUTH CENTRAL U.S.				SOUTHWEST U.S.				NORTHWEST U.S.			
			Price Range	Number of Ads	Wtd Avg Price	% Marked Local	Price Range	Number of Ads	Wtd Avg Price	% Marked Local	Price Range	Number of Ads	Wtd Avg Price	% Marked Local
Avocados	Various Greenskin Varieties	each	2.50	29	2.50									
Bananas		per lb	0.20 - 0.59	271	0.42		0.50 - 0.78	251	0.66		0.38 - 0.59	100	0.55	
Blackberries		1 pint (11-12 oz cntr w/ lid)					5.00	8	5.00					
Blackberries		5.6-6 oz package	1.50 - 3.99	288	1.90		1.25 - 3.50	883	2.73		1.50 - 1.99	168	1.95	
Blueberries		6 oz package	3.99	29	3.99									
Cantaloupes		each	3.99 - 4.00	39	4.00		1.99	8	1.99		3.99	23	3.99	
Cantaloupes		per lb					0.50	107	0.50					
Clementines		2 lb bag	4.99	107	4.99		3.99	193	3.99					
Clementines		3 lb bag	3.98	77	3.98		3.97 - 5.00	362	4.39					
Cranberries		12 oz bag	1.99 - 3.00	216	2.80		1.99 - 3.00	25	2.38		1.79 - 3.00	257	2.05	
Grapefruit	RED	5 lb bag	3.99	255	3.99									
Grapefruit	RED	each	1.50 - 2.49	104	2.40						1.25	10	1.25	
Grapes	Black Seedless	per lb	0.97 - 3.99	350	1.36		2.29 - 2.50	131	2.49		2.99	61	2.99	
Grapes	Red Seedless	per lb	2.99	14	2.99		1.99 - 3.99	952	3.37		2.58 - 5.54	558	3.59	
Grapes	White Seedless Type	per lb	1.69 - 3.99	461	2.49		0.99 - 3.99	1201	2.86		2.58 - 4.99	529	3.62	
Kiwifruit	Hayward	each	0.50 - 1.66	71	0.68						1.25	15	1.25	
Lemons		2 lb bag	3.48 - 3.99	78	3.93									
Lemons		each	0.33 - 0.79	41	0.66		1.00	352	1.00		0.69 - 1.00	377	0.95	
Limes		each	0.17	65	0.17		0.15	95	0.15					
Limes		per lb					1.29 - 1.50	109	1.38					
Mangoes	Round Varieties	each					1.50	146	1.50					
Mangoes	Round Varieties Marked Large	each									1.50	61	1.50	
Mangoes	Yellow Varieties	each					1.25	7	1.25					
Oranges	Navel	3 lb bag	2.95 - 6.99	37	6.23		2.95	34	2.95					
Oranges	Navel	each	0.33 - 0.89	314	0.43									
Oranges	Navel	per lb									1.48	8	1.48	
Oranges	Valencia	each	0.12	11	0.12									
Oranges	Valencia	per lb					0.60 - 1.29	18	1.02					
Papaya	Maradol/Tainung Types	per lb	0.97 - 1.28	201	1.16		0.89 - 1.29	605	1.10		0.99	61	0.99	
Papaya	Solo Type	each					3.33	8	3.33					
Papaya	Solo Type	per lb	1.29	30	1.29		0.99	18	0.99					
Pears	Bartlett	2 lb bag	3.49	29	3.49		1.29	2	1.29					
Pears	Bartlett	per lb	1.19 - 1.99	364	1.64		0.79 - 1.99	853	1.50		0.88 - 1.69	119	1.34	
Pears	Bosc	per lb	1.68 - 1.99	208	1.85		0.99 - 1.99	451	1.68		1.29 - 1.69	105	1.37	
Pears	D'Anjou	2 lb bag	1.95	4	1.95		1.95	34	1.95					
Pears	D'Anjou	per lb	1.68 - 1.99	134	1.80		1.69 - 2.29	231	1.71		1.48 - 1.69	26	1.59	
Persimmons		each	0.50 - 1.67	71	0.60		0.50 - 1.97	623	1.09		1.25 - 1.67	293	1.26	
Persimmons		per lb	1.29 - 1.99	14	1.64		0.99 - 1.99	146	1.46		0.99 - 1.78	12	1.58	

Wtd Avg - Simple weighted average



Commodity	Variety	Unit	SOUTH CENTRAL U.S.				SOUTHWEST U.S.				NORTHWEST U.S.			
			Price Range	Number of Ads	Wtd Avg Price	% Marked Local	Price Range	Number of Ads	Wtd Avg Price	% Marked Local	Price Range	Number of Ads	Wtd Avg Price	% Marked Local
Pineapples		each	0.97 - 2.99	1152	2.38		1.50 - 3.50	629	2.67		1.50 - 2.99	225	2.50	
Pineapples		per lb	0.50	65	0.50		0.50 - 0.99	288	0.80		0.88	17	0.88	
Pomegranates		each	0.99 - 3.99	1184	2.09		1.50 - 3.99	1334	2.99		2.00 - 4.49	492	3.83	
Pomegranates		per lb					1.99	8	1.99					
Raspberries		1 pint (11-12 oz cntr w/ lid)	4.99	61	4.99		5.00	8	5.00		5.98 - 6.99	13	6.52	
Raspberries		6 oz package	0.99 - 3.99	466	2.76		1.25 - 3.99	1127	2.83		1.50 - 2.99	458	1.94	
Satsumas		3 lb bag									5.99	15	5.99	
Satsumas		each									0.62	19	0.62	
Satsumas		per lb					1.99	9	1.99					
Strawberries		1 lb package	2.50 - 3.99	379	3.09		1.99 - 3.99	784	3.30		1.99 - 2.99	226	2.26	
Strawberries		2 lb package					5.00	8	5.00		5.00	287	5.00	
Tangerines/Mandarins		2 lb bag					4.99	199	4.99		2.99	10	2.99	
Tangerines/Mandarins		3 lb bag	3.98 - 5.99	193	5.39		5.00 - 5.32	116	5.30		5.32	22	5.32	
Tangerines/Mandarins		each	0.60	11	0.60									
Tangerines/Mandarins		per lb	1.79 - 1.99	72	1.97		0.99 - 1.79	82	1.52		1.69	3	1.69	
Watermelons	Red Flesh Seedless Miniature	each									3.99	17	3.99	
Watermelons	Red Flesh Seedless Miniature	per lb					1.29	8	1.29					
Watermelons	Red Flesh Seedless Type	each	3.99 - 4.99	94	4.68									
Watermelons	Red Flesh Seedless Type	per lb					0.33 - 0.50	87	0.45					
POTATOES & ONIONS														
Onions, Dry	RED	2 lb bag	1.95	4	1.95		1.95	34	1.95					
Onions, Dry	RED	per lb	0.88 - 1.29	130	1.22		0.50 - 1.49	14	1.07		0.68	9	0.68	
Onions, Dry	WHITE	2 lb bag	1.95	4	1.95		1.95	34	1.95					
Onions, Dry	WHITE	per lb	0.59 - 1.39	275	1.06		0.49 - 0.99	586	0.78		0.68 - 1.19	24	0.88	
Onions, Dry	YELLOW	2 lb bag	0.99 - 1.95	20	1.18		1.95	34	1.95					
Onions, Dry	YELLOW	3 lb bag	1.49 - 3.99	288	2.37									
Onions, Dry	YELLOW	per lb	0.25 - 0.59	292	0.52		0.25 - 1.49	392	0.76		0.29 - 1.49	126	0.60	
Onions, Dry	YELLOW MARKED SWEET	2 lb bag	1.95	4	1.95		1.95	34	1.95					
Onions, Dry	YELLOW MARKED SWEET	3 lb bag	1.49 - 4.99	425	2.64									
Onions, Dry	YELLOW MARKED SWEET	per lb	0.50 - 1.49	523	1.16		1.49	8	1.49		1.98	6	1.98	
Potatoes	ROUND RED	3 lb bag	2.95	4	2.95		2.50	34	2.50					
Potatoes	ROUND RED	5 lb bag	2.29 - 3.99	472	2.91		2.99	146	2.99					
Potatoes	ROUND RED	per lb	0.69 - 0.99	85	0.88		0.50 - 1.29	108	0.77		0.69	17	0.69	

Wtd Avg - Simple weighted average



Commodity	Variety	Unit	SOUTH CENTRAL U.S.				SOUTHWEST U.S.				NORTHWEST U.S.			
			Price Range	Number of Ads	Wtd Avg Price	% Marked Local	Price Range	Number of Ads	Wtd Avg Price	% Marked Local	Price Range	Number of Ads	Wtd Avg Price	% Marked Local
Potatoes	ROUND WHITE	3 lb bag					2.50	34	2.50					
Potatoes	ROUND WHITE	per lb	0.89 - 1.50	83	1.02		0.79 - 1.29	123	0.88					
Potatoes	RUSSET	10 lb bag	2.99 - 4.48	318	3.99		1.99 - 3.50	324	2.22		2.49	23	2.49	
Potatoes	RUSSET	5 lb bag	1.99 - 2.99	400	2.39		1.29 - 2.99	687	2.68		1.99 - 3.49	201	2.82	
Potatoes	RUSSET	8 lb bag					1.50	9	1.50					
Potatoes	RUSSET	per lb	0.49 - 2.50	110	1.73		0.33 - 0.99	374	0.73		0.49 - 0.99	131	0.63	
Potatoes	YELLOW TYPE	3 lb bag	2.95	4	2.95									
Potatoes	YELLOW TYPE	5 lb bag	2.50 - 3.99	186	3.81		2.29 - 2.99	336	2.59					
Potatoes	YELLOW TYPE	per lb	0.69	6	0.69		0.69 - 1.29	50	0.79		0.69	17	0.69	
VEGETABLES														
Artichokes		each									3.00	61	3.00	
Asparagus	GREEN	per lb	2.99 - 3.99	468	3.35		1.97 - 3.99	951	3.19		2.49 - 3.99	158	2.79	
Beans	ROUND GREEN TYPE	per lb	1.68 - 1.99	43	1.82		1.49 - 1.99	17	1.73					
Beets		per lb	1.29	7	1.29									
Bok Choy		per lb									0.98	9	0.98	
Broccoli		per lb									1.49	10	1.49	
Broccoli	CROWN CUT	per lb	1.58 - 2.19	303	1.77		0.99 - 2.99	78	1.35		1.78	9	1.78	
Brussels Sprouts		1 lb bag	3.50	60	3.50									
Brussels Sprouts		per lb	3.49	42	3.49		2.99 - 3.49	24	3.32		2.89	79	2.89	
Cabbage	ROUND GREEN TYPE	per lb	0.33 - 0.88	215	0.67		0.49 - 1.69	264	0.56		0.68 - 1.69	118	0.88	
Cactus Leaf (Nopales)		per lb	0.77	11	0.77		0.50	6	0.50		0.79	61	0.79	
Carrots		2 lb bag	1.00 - 1.69	12	1.46		1.00	34	1.00		1.79	79	1.79	
Carrots		per lb	0.99	14	0.99		0.50 - 0.69	107	0.58		0.79	10	0.79	
Carrots	BABY PEELED	1 lb bag	0.99 - 1.48	258	1.09		0.99 - 1.00	89	0.99		1.99	23	1.99	
Carrots	BABY PEELED	2 lb bag	1.99 - 2.49	78	2.16		2.29 - 2.99	263	2.97					
Cauliflower		each	1.99 - 2.29	14	2.14									
Cauliflower		per lb					0.99	62	0.99		1.49	10	1.49	
Celery		each	0.99 - 1.89	249	1.39		0.50 - 1.99	225	1.53		1.49	22	1.49	
Celery		per lb	2.59	10	2.59						0.79	3	0.79	
Celery	HEARTS	per package	2.99	42	2.99									
Chayote		per lb	0.79	14	0.79		0.89 - 0.99	28	0.96		0.79 - 0.98	78	0.83	
Chinese Cabbage		per lb					0.39	40	0.39					
Cilantro		per bunch	0.25 - 0.69	373	0.43		0.33 - 0.50	196	0.39		0.79	23	0.79	
Collards		per bunch	0.97 - 3.00	76	1.74									
Corn-Sweet		each	0.50 - 0.69	168	0.62		0.50	61	0.50					
Cucumbers		each	0.33 - 1.50	522	0.83		0.25 - 1.29	1188	0.75		0.50 - 1.29	605	0.96	
Cucumbers		per lb					0.79	11	0.79					

Wtd Avg - Simple weighted average



Commodity	Variety	Unit	SOUTH CENTRAL U.S.				SOUTHWEST U.S.				NORTHWEST U.S.			
			Price Range	Number of Ads	Wtd Avg Price	% Marked Local	Price Range	Number of Ads	Wtd Avg Price	% Marked Local	Price Range	Number of Ads	Wtd Avg Price	% Marked Local
Cucumbers	LONG SEEDLESS - Greenhouse	each	0.97 - 1.99	82	1.12		0.99 - 2.50	56	1.32		0.99	3	0.99	
Garlic		per lb	3.98	117	3.98									
Garlic		per sleeve					1.89	61	1.89					
Jalapeno Peppers		per lb	0.97 - 1.99	406	1.28		0.50 - 1.49	721	1.02		0.99 - 1.99	24	1.14	
Kale		per bunch	3.00	29	3.00									
Lettuce	Boston	each					1.29	8	1.29					
Lettuce	Green Leaf	each	1.78	42	1.78		0.59 - 1.29	55	0.78		0.59 - 1.48	90	1.03	
Lettuce	Iceberg	each	0.99 - 1.99	253	1.49		0.69 - 1.99	317	1.74					
Lettuce	Red Leaf	each	1.78	42	1.78		0.59 - 1.29	48	0.71		0.59 - 1.48	90	1.03	
Lettuce	Romaine	each	1.78	42	1.78						0.99 - 1.48	70	1.05	
Lettuce	Romaine (Hearts)	3 count	2.99	163	2.99		2.00	42	2.00		1.50	36	1.50	
Mixed Mini Sweet Peppers		1 lb package					1.50 - 2.99	48	2.74		2.50	17	2.50	
Mushrooms	CREMINI	8 oz package	2.88 - 2.99	27	2.95		2.99	146	2.99		2.00	36	2.00	
Mushrooms	PORTOBELLA	per lb									4.99	15	4.99	
Mushrooms	WHITE	8 oz package	1.99 - 2.99	69	2.24		1.49 - 2.99	139	2.05		1.99 - 2.00	21	2.00	
Mustard		per bunch	0.97 - 3.00	76	1.74									
Onions, Green		per bunch	0.50 - 0.98	39	0.61		0.20 - 0.50	195	0.36		0.20 - 0.99	7	0.65	
Peppers (Bell Type)	GREEN	each	0.44 - 0.99	256	0.68		0.50 - 1.25	550	1.13		1.25	287	1.25	
Peppers (Bell Type)	GREEN	per lb					0.99	40	0.99		0.99 - 1.99	64	1.94	
Peppers (Bell Type)	ORANGE - Greenhouse	each	1.50	7	1.50		1.25	8	1.25		2.50	7	2.50	
Peppers (Bell Type)	ORANGE	each	0.98 - 1.69	371	1.32		0.69 - 1.67	217	1.32		1.00 - 1.67	78	1.42	
Peppers (Bell Type)	ORANGE	per lb									1.99	61	1.99	
Peppers (Bell Type)	RED - Greenhouse	each	1.50	19	1.50						2.50	7	2.50	
Peppers (Bell Type)	RED	each	0.98 - 1.69	358	1.22		0.69 - 1.69	371	1.19		0.99 - 1.67	106	1.41	
Peppers (Bell Type)	RED	per lb					0.99	48	0.99		1.99	61	1.99	
Peppers (Bell Type)	YELLOW - Greenhouse	each	1.50	19	1.50						2.50	7	2.50	
Peppers (Bell Type)	YELLOW	each	0.98 - 1.69	358	1.37		0.69 - 1.67	225	1.32		1.00 - 1.67	78	1.42	
Peppers (Bell Type)	YELLOW	per lb									1.99	61	1.99	
Radishes		per bunch	0.49 - 1.49	109	0.83		0.33 - 0.50	175	0.38					
Salad (Mixed Types)		10-12 oz package	1.50 - 4.00	470	2.65		1.00 - 3.49	677	1.98		0.98 - 3.49	219	2.49	
Salad (Mixed Types)		5-9 oz package	1.59 - 3.00	289	2.52		1.99 - 3.49	663	2.07		2.50 - 3.89	259	2.94	
Serrano Peppers		per lb	1.79	7	1.79		1.39	11	1.39					
Spinach		per bunch					0.99	6	0.99					

Wtd Avg - Simple weighted average



Commodity	Variety	Unit	SOUTH CENTRAL U.S.				SOUTHWEST U.S.				NORTHWEST U.S.			
			Price Range	Number of Ads	Wtd Avg Price	% Marked Local	Price Range	Number of Ads	Wtd Avg Price	% Marked Local	Price Range	Number of Ads	Wtd Avg Price	% Marked Local
Spinach	FLAT TYPE	5-7 oz package	1.99	6	1.99									
Spinach	FLAT TYPE	8-10 oz package	1.59 - 1.99	36	1.66		1.29 - 2.00	63	1.91					
Squash	Acorn	per lb	0.99	243	0.99		0.99	166	0.99		0.99 - 1.99	65	1.93	
Squash	Butternut	per lb	0.89 - 1.49	313	1.08		0.99	166	0.99		0.99 - 1.99	65	1.93	
Squash	GREY	per lb	0.77 - 0.98	307	0.80		0.25 - 0.99	308	0.70		0.79 - 0.88	78	0.81	
Squash	Kabocha	per lb									0.99	4	0.99	
Squash	Spaghetti	per lb	0.89 - 1.49	313	1.08		0.99	166	0.99		0.99 - 1.99	65	1.93	
Squash	Yellow Crookneck/Straightneck	per lb	0.97 - 1.49	254	1.30		0.99 - 1.49	733	1.41		0.79	61	0.79	
Squash	Zucchini	per lb	0.97 - 1.49	250	1.29		0.33 - 1.49	957	1.24		0.79	61	0.79	
Sweet Potatoes		per lb	0.67 - 1.28	604	0.83		0.99 - 1.29	150	1.08		0.99 - 1.79	7	1.45	
Tomatillos		per lb	0.89 - 0.97	76	0.90		0.89 - 1.99	218	1.37		1.28	9	1.28	
Tomatoes		per lb	0.89 - 1.99	352	1.65		0.79 - 1.49	117	0.95		1.28 - 1.49	37	1.39	
Tomatoes	GRAPE TYPE	10 oz package	1.99 - 3.50	330	3.06		3.89	109	3.89					
Tomatoes	Plum Type (Roma)	per lb	0.77 - 1.49	217	1.01		0.80 - 1.49	455	1.01		0.99 - 1.49	146	1.26	
Tomatoes	VINE RIPES - Greenhouse	per lb	0.98 - 1.29	25	1.18									
Tomatoes	VINE RIPES	per lb	0.99 - 1.99	176	1.52		1.28	8	1.28					
Tomatoes	Vine Ripes - Heirloom Varieties - Greenhouse	per lb					2.99	146	2.99					
Tomatoes	VINE RIPES - ON THE VINE - Greenhouse	per lb	0.97 - 1.88	637	1.35		0.99 - 2.99	692	2.18		1.28 - 1.99	143	1.37	
Turnip Tops		per bunch	0.97	47	0.97									
OTHER SPECIALTY CROP ITEMS														
Hemp Protein		16 oz					19.99	184	19.99					
Hemp Seeds Shelled		16 oz					15.29	109	15.29					
Hemp Seeds Shelled		8 oz	8.79	107	8.79		8.79 - 9.49	293	9.05					
SEASONAL ITEMS														
Ornamentals	Chrysanthemums	6 inch pot					8.99 - 11.00	55	10.52					
Ornamentals	Poinsettias	6 inch pot					9.99	23	9.99					
Ornamentals	Rose, Hybrid Tea	bunched 12s	6.99	171	6.99		6.99 - 12.99	324	9.03		6.99 - 12.99	146	7.36	

Wtd Avg - Simple weighted average



Commodity	Variety	Unit	ALASKA U.S.				HAWAII U.S.			
			Price Range	Number of Ads	Wtd Avg Price	% Marked Local	Price Range	Number of Ads	Wtd Avg Price	% Marked Local
FRUIT										
Apple Pears		per lb					2.69	23	2.69	
Apples	Fuji	5 lb bag	7.99	11	7.99					
Apples	Fuji	per lb	1.49 - 1.99	3	1.82		2.19	7	2.19	
Apples	Gala/Royal Gala	5 lb bag	7.99	11	7.99					
Apples	Gala/Royal Gala	per lb					3.89	33	3.89	
Apples	Granny Smith	5 lb bag	7.99	11	7.99					
Apples	Granny Smith	per lb	1.49	12	1.49					
Apples	Honeycrisp	per lb	1.99	2	1.99					
Apples	Pink Lady/Cripps Pink	per lb	1.68	3	1.68					
Apples	Red Delicious	per lb	1.49	11	1.49					
Apples, Processed	Juice	64 oz (1/2 gallon)	2.50 - 2.99	22	2.75					
Apples, Processed	Juice Marked Cider	128 oz (1 gallon)	10.99	2	10.99					
Avocados	Hass	each					1.67 - 1.69	46	1.68	
Avocados	Hass-Marked Medium	each	1.50	11	1.50					
Avocados	Hass-Marked Small	each	1.25	1	1.25					
Blackberries		4.4 oz package	3.49	2	3.49					
Cantaloupes		per lb	1.39 - 1.88	5	1.68					
Clementines		2 lb bag					4.99	27	4.99	
Cranberries		12 oz bag	2.00	2	2.00					
Grapefruit	RED	each	1.67	3	1.67					
Grapes	Red Seedless	per lb	3.69 - 3.99	10	3.72		2.99 - 7.76	38	3.80	
Grapes	White Seedless Type	per lb	3.69 - 3.99	10	3.72		2.99 - 3.19	27	3.16	
Honeydews		per lb	1.88	3	1.88					
Kiwifruit	Hayward	each	0.79	1	0.79					
Lemons		each	0.69	1	0.69					
Mangoes	Round Varieties Marked Large	each	2.50	11	2.50					
Oranges	Navel, Cara Cara	3 lb bag					8.99	7	8.99	
Pears	Bartlett	per lb	1.49	13	1.49					
Pears	Bosc	per lb	1.49	2	1.49					
Pears	D'Anjou	per lb	1.49	2	1.49		2.29	7	2.29	
Persimmons		per lb	2.49	1	2.49		2.39 - 2.59	27	2.56	
Pineapples		each	4.99 - 5.38	14	5.07					
Pomegranates		each	2.79 - 4.00	15	3.82					
Raspberries		6 oz package	2.50 - 3.49	14	2.68					
Strawberries		1 lb package	3.79	2	3.79					

Wtd Avg - Simple weighted average



Commodity	Variety	Unit	ALASKA U.S.				HAWAII U.S.			
			Price Range	Number of Ads	Wtd Avg Price	% Marked Local	Price Range	Number of Ads	Wtd Avg Price	% Marked Local
Tangerines/Mandarins		2 lb bag	4.99	1	4.99					
Tangerines/Mandarins		3 lb bag				7.45	4	7.45		
Watermelons	Red Flesh Seeded Type	per lb				2.79	33	2.79		
Watermelons	Red Flesh Seedless Type	per lb				2.99	33	2.99		
POTATOES & ONIONS										
Onions, Dry	RED	per lb	1.49	11	1.49					
Onions, Dry	WHITE	per lb	1.08 - 1.49	14	1.40					
Onions, Dry	YELLOW	per lb	0.89 - 1.49	12	1.44					
Onions, Dry	YELLOW MARKED SWEET	per lb	1.29 - 1.99	11	1.86	1.49 - 2.79	30	2.49		
Potatoes	ROUND RED	per lb	1.39	1	1.39	1.59	7	1.59		
Potatoes	RUSSET	5 lb bag	3.49	2	3.49					
Potatoes	RUSSET	per lb	1.18	3	1.18					
Potatoes	YELLOW TYPE	per lb	1.39	1	1.39					
VEGETABLES										
Asparagus	GREEN	per lb	4.99	20	4.99					
Beets		per bunch	3.19	1	3.19					
Broccoli	CROWN CUT	per lb	3.59	1	3.59					
Brussels Sprouts		per lb	3.79	1	3.79					
Cabbage	ROUND GREEN TYPE	per lb				1.49	23	1.49		
Carrots	BABY PEELED	1 lb bag	1.50	9	1.50	2.00 - 2.19	27	2.16		
Carrots	BABY PEELED	2 lb bag	2.79 - 3.50	14	2.94	4.39	7	4.39		
Celery		each	2.59	1	2.59					
Celery		per lb	1.79	9	1.79					
Chinese Cabbage		per lb				0.99	4	0.99		
Cucumbers		each	0.98 - 1.49	14	1.38					
Lettuce	Green Leaf	each	1.99	1	1.99					
Lettuce	Red Leaf	each	1.99	1	1.99					
Lettuce	Romaine	each	1.99	1	1.99					
Lettuce	Romaine	per lb				2.69	4	2.69		
Lettuce	Romaine (Hearts)	3 count				4.99	23	4.99		
Peppers (Bell Type)	GREEN	each	1.50	9	1.50					
Peppers (Bell Type)	ORANGE - Greenhouse	each	1.69	2	1.69					
Peppers (Bell Type)	ORANGE	each	1.49 - 1.67	13	1.52					
Peppers (Bell Type)	RED - Greenhouse	each	1.69	2	1.69					

Wtd Avg - Simple weighted average



Commodity	Variety	Unit	ALASKA U.S.				HAWAII U.S.			
			Price Range	Number of Ads	Wtd Avg Price	% Marked Local	Price Range	Number of Ads	Wtd Avg Price	% Marked Local
Peppers (Bell Type)	RED	each	1.49 - 1.67	13	1.52					
Peppers (Bell Type)	YELLOW - Greenhouse	each	1.69	2	1.69					
Peppers (Bell Type)	YELLOW	each	1.49 - 1.67	13	1.52					
Spinach		per bunch				2.50	27	2.50		
Squash	Acorn	per lb	1.29	2	1.29					
Squash	Butternut	per lb	1.29	2	1.29					
Squash	Kabocha	per lb	1.29	2	1.29					
Squash	Spaghetti	per lb	1.29	2	1.29					
Squash	Zucchini	per lb				1.59	7	1.59		
Sweet Potatoes		per lb	1.99	2	1.99					
Tomatoes		per lb				1.79	23	1.79		
Tomatoes	GRAPE TYPE	1 pint package	5.49	9	5.49					
OTHER SPECIALTY CROP ITEMS										
Hemp Seeds Shelled		8 oz	10.79	11	10.79					
SEASONAL ITEMS										
Ornamentals	Rose, Hybrid Tea	bunched 12s	8.99	11	8.99					

Wtd Avg - Simple weighted average

NATIONAL ORGANIC SUMMARY

(not including AK & HI)

Fruit								
Commodity	Variety	Unit	THIS WEEK		LAST WEEK		LAST YEAR	
			Number of Ads	Wtd Avg Price	Number of Ads	Wtd Avg Price	Number of Ads	Wtd Avg Price
Apples	Ambrosia	2 lb bag	380	2.77				
Apples	Envy	per lb	302	1.99				
Apples	Fuji	2 lb bag	571	4.18	512	4.21	568	4.65
Apples	Fuji	3 lb bag	22	2.50			265	5.06
Apples	Fuji	per lb	899	2.78	809	2.16	810	2.79
Apples	Gala/Royal Gala	2 lb bag	2,862	4.51	613	4.15	1,692	4.82
Apples	Gala/Royal Gala	3 lb bag	215	3.44	9	6.99	9	6.99
Apples	Gala/Royal Gala	per lb	833	1.98	452	2.33	1,161	2.46
Apples	Granny Smith	2 lb bag	772	3.52	600	4.12	353	4.45
Apples	Granny Smith	per lb	396	2.33	79	2.48	612	2.46
Apples	Honeycrisp	2 lb bag	44	1.99			516	5.99
Apples	Honeycrisp	per lb	1,478	3.16	963	3.25	1,291	3.34
Apples	Pink Lady/Cripps Pink	2 lb bag	86	3.99				
Apples	Pink Lady/Cripps Pink	per lb	94	2.49	94	2.58		
Apples, Processed	Juice	64 oz (1/2 gallon)	74	3.50	74	3.89	221	3.47
Apples, Processed	Juice Marked Cider	64 oz (1/2 gallon)	11	7.99	272	6.29		
Avocados	Hass	each	671	2.06	1,058	1.89	3,119	1.93
Avocados	Hass-Marked Extra Large	each	67	2.88				
Avocados	Hass-Marked Large	each	452	2.71	114	2.00		
Bananas		per lb	292	0.83	390	0.83	141	0.35
Blackberries		5.6-6 oz package	334	3.92	984	4.07	1,485	3.45
Blueberries		6 oz package	275	3.99	159	3.50	1,232	3.86
Cantaloupes		each	7	2.99				
Cranberries		8 oz bag	408	2.78	14	2.99		
Grapefruit	RED	each	11	2.50				
Grapes	Red Seedless	per lb	100	3.90	1,464	3.45	973	2.82
Grapes	White Seedless Type	per lb	35	3.73	1,505	3.45	2,148	2.94
Kiwifruit	Hayward	1-lb containers with lids	74	3.99				
Lemons		2 lb bag	221	4.91	238	4.99	258	4.46
Lemons		each	42	0.94	61	1.29	85	1.01
Mangoes	Round Varieties	each	11	2.50				
Oranges	Navel	per lb	26	1.99			10	1.96
Oranges	Valencia	each	38	1.00				

Wtd Avg - Simple weighted average



Commodity	Variety	Unit	THIS WEEK		LAST WEEK		LAST YEAR	
			Number of Ads	Wtd Avg Price	Number of Ads	Wtd Avg Price	Number of Ads	Wtd Avg Price
Pears	Bartlett	2 lb bag	2,579	4.45	2,077	4.41		
Pears	Bartlett	per lb	543	2.03	705	2.01	279	2.00
Pears	Bosc	2 lb bag	387	3.99	7	2.99		
Pears	Bosc	per lb	567	2.01	412	2.03	396	2.32
Pears	D'Anjou	2 lb bag	15	2.49				
Pears	D'Anjou	per lb	261	1.98	707	2.01	8	1.99
Pomegranates		each	38	3.44	26	2.98		
Raspberries		6 oz package	647	3.60	2,273	4.53		
Strawberries		1 lb package	560	4.98	223	4.87	26	4.99

Potatoes & Onions

Commodity	Variety	Unit	THIS WEEK		LAST WEEK		LAST YEAR	
			Number of Ads	Wtd Avg Price	Number of Ads	Wtd Avg Price	Number of Ads	Wtd Avg Price
Onions, Dry	RED	2 lb bag	22	2.50	53	2.99	81	4.98
Onions, Dry	WHITE	2 lb bag	22	2.50			81	4.98
Onions, Dry	YELLOW	2 lb bag	22	2.50			81	4.98
Onions, Dry	YELLOW	3 lb bag	408	4.23	1,394	4.99	196	5.90
Onions, Dry	YELLOW MARKED SWEET	2 lb bag	343	3.98				
Onions, Dry	YELLOW MARKED SWEET	3 lb bag	9	4.59			443	4.92
Onions, Dry	YELLOW MARKED SWEET	per lb	16	1.49	16	1.49	444	1.75
Potatoes	ROUND RED	3 lb bag	448	4.70	11	3.99	584	4.06
Potatoes	ROUND RED	per lb	16	1.99	302	1.86	16	1.99
Potatoes	RUSSET	3 lb bag	449	4.55	350	3.88	848	3.97
Potatoes	RUSSET	5 lb bag	11	3.99	53	6.31	27	4.88
Potatoes	RUSSET	per lb	8	1.49	8	1.49	152	1.29
Potatoes	YELLOW TYPE	3 lb bag	271	5.16	394	3.99	774	4.04
Potatoes	YELLOW TYPE	per lb	27	1.99	27	1.69	16	1.99

Vegetables

Commodity	Variety	Unit	THIS WEEK		LAST WEEK		LAST YEAR	
			Number of Ads	Wtd Avg Price	Number of Ads	Wtd Avg Price	Number of Ads	Wtd Avg Price
Asparagus	GREEN	per lb	187	2.99	61	2.99	371	4.43
Beets		per bunch	64	1.67	9	1.99	8	2.99
Broccoli		per bunch	316	3.40	6	2.50	122	2.99
Broccoli		per lb	299	3.24				
Broccoli	CROWN CUT	per lb	138	3.28	11	2.99		
Brussels Sprouts		per lb	11	4.99			125	3.50
Cabbage	RED TYPE	per lb	14	0.99				

Wtd Avg - Simple weighted average



Commodity	Variety	Unit	THIS WEEK		LAST WEEK		LAST YEAR	
			Number of Ads	Wtd Avg Price	Number of Ads	Wtd Avg Price	Number of Ads	Wtd Avg Price
Cabbage	ROUND GREEN TYPE	per lb	61	1.22	32	1.28	254	1.46
Carrots		1 lb bag	117	1.53	1,195	1.49	47	1.27
Carrots		2 lb bag	198	3.91	85	2.48	143	2.53
Carrots		5 lb film bag	11	3.99				
Carrots		per bunch	28	2.99	25	2.68	19	2.99
Carrots	BABY PEELED	1 lb bag	312	1.69	2,642	1.70	1,770	2.08
Cauliflower		each	39	3.59	701	4.29	284	4.56
Celery		each	301	2.66	844	2.30	498	2.45
Celery		per lb	49	1.51			169	1.20
Celery	HEARTS	per package	402	3.08	131	2.96		
Cilantro		per bunch	489	1.43	147	1.18	309	1.29
Collards		per bunch	159	2.50			25	2.50
Cucumbers		each	49	0.99	1,216	1.00	205	1.42
Cucumbers	LONG SEEDLESS - Greenhouse	each	259	2.28	14	3.79	103	2.69
Kale		per bunch	284	2.22	50	2.60	58	2.34
Lettuce	Green Leaf	per lb	9	1.99				
Lettuce	Iceberg	each	8	2.99	45	1.55		
Lettuce	Red Leaf	each	9	1.99				
Lettuce	Romaine (Hearts)	3 count	877	3.41	1,039	3.74	276	3.71
Mixed Mini Sweet Peppers		1 lb package	95	3.99	38	3.73	169	3.99
Mushrooms	CREMINI	8 oz package	20	2.52	264	1.67		
Mushrooms	WHITE	8 oz package	435	2.87	368	1.89	1,349	3.09
Onions, Green		per bunch	11	0.99	330	0.99	309	1.29
Peppers (Bell Type)	ORANGE	each	1,217	2.03				
Peppers (Bell Type)	ORANGE	per lb	8	4.99	8	4.99		
Peppers (Bell Type)	RED	each	1,217	2.03				
Peppers (Bell Type)	RED	per lb	8	4.99	30	4.06		
Peppers (Bell Type)	YELLOW	each	1,217	2.03				
Peppers (Bell Type)	YELLOW	per lb	8	4.99	16	4.99		
Pumpkins	PIE TYPE	per lb	490	1.83	489	1.64	75	1.99
Salad (Mixed Types)		1 lb package	383	6.58	284	4.45		
Salad (Mixed Types)		10-12 oz package	165	5.83	487	4.70	331	5.64
Salad (Mixed Types)		5-9 oz package	3,734	3.21	3,264	3.14	2,586	3.26
Spinach	FLAT TYPE	5-7 oz package	239	3.00	233	3.37		
Squash	Acorn	per lb	1,675	1.60	1,128	1.42	547	1.55
Squash	Butternut	per lb	1,946	1.62	1,136	1.47	559	1.55
Squash	Kabocha	per lb	650	1.49	336	1.48		

Wtd Avg - Simple weighted average



Commodity	Variety	Unit	THIS WEEK		LAST WEEK		LAST YEAR	
			Number of Ads	Wtd Avg Price	Number of Ads	Wtd Avg Price	Number of Ads	Wtd Avg Price
Squash	Spaghetti	per lb	1,678	1.60	1,268	1.46	533	1.54
Squash	Yellow Crookneck/Straightneck	per lb	69	1.31	20	1.99	144	1.93
Squash	Zucchini	per lb	118	1.33	65	2.41	241	1.91
Sweet Potatoes		3 lb bag	603	4.31	190	4.99		
Sweet Potatoes		per lb	537	2.03	73	2.00	550	1.77
Tomatoes		per lb	13	1.99			11	3.49
Tomatoes	Cherry Type	1 pint package	22	2.99				
Tomatoes	GRAPE TYPE	1 pint package	528	3.58	314	3.69	78	2.99
Tomatoes	Plum Type (Roma)	per lb	11	1.99	53	1.49		
Tomatoes	VINE RIPES	per lb	9	2.79	40	4.34		
Tomatoes	VINE RIPES - Greenhouse	per lb	72	3.49	9	2.99	72	3.49
Tomatoes	VINE RIPES - ON THE VINE - Greenhouse	per lb	862	3.95	242	3.83	400	3.88

Other Specialty Crop Items

Commodity	Variety	Unit	THIS WEEK		LAST WEEK		LAST YEAR	
			Number of Ads	Wtd Avg Price	Number of Ads	Wtd Avg Price	Number of Ads	Wtd Avg Price
Hemp (Seed) Oil		16 oz	343	15.99	92	14.99		
Hemp (Seed) Oil		4 oz	154	6.39	154	6.39	152	6.39
Hemp Protein		16 oz	109	13.99	109	13.99	109	13.99
Hemp Seeds Shelled		12 oz	351	16.74	373	12.79	119	18.17
Hemp Seeds Shelled		16 oz	343	14.99			52	16.99
Hemp Seeds Shelled		7 oz	873	11.07	820	9.25	176	10.80
Hemp Seeds Shelled		8 oz	236	9.89				

Wtd Avg - Simple weighted average



REGIONAL ORGANIC DETAILS

Commodity	Variety	Unit	NORTHEAST U.S.				SOUTHEAST U.S.				MIDWEST U.S.			
			Price Range	Number of Ads	Wtd Avg Price	% Marked Local	Price Range	Number of Ads	Wtd Avg Price	% Marked Local	Price Range	Number of Ads	Wtd Avg Price	% Marked Local
FRUIT														
Apples	Ambrosia	2 lb bag	1.99 - 3.49	366	2.74		3.49	14	3.49					
Apples	Fuji	2 lb bag	3.99 - 4.99	198	4.03						2.99 - 3.99	106	3.92	
Apples	Fuji	3 lb bag									2.50	22	2.50	
Apples	Fuji	per lb	1.99	91	1.99									
Apples	Gala/Royal Gala	2 lb bag	3.49 - 4.99	564	3.68		3.49 - 5.00	1575	4.98		2.99 - 3.99	155	3.94	
Apples	Gala/Royal Gala	3 lb bag	4.99	6	4.99		3.50	187	3.50		2.50	22	2.50	
Apples	Gala/Royal Gala	per lb	1.49 - 1.99	455	1.64									
Apples	Granny Smith	2 lb bag	1.99 - 4.99	564	3.19		3.49	14	3.49		3.99	60	3.99	
Apples	Granny Smith	per lb	1.99 - 2.29	128	2.01									
Apples	Honeycrisp	2 lb bag									1.99	44	1.99	
Apples	Honeycrisp	per lb	2.49 - 3.88	347	3.26		3.88	86	3.88		2.99 - 3.88	428	3.45	
Apples	Pink Lady/Cripps Pink	2 lb bag									3.99	60	3.99	
Apples	Pink Lady/Cripps Pink	per lb	1.99	8	1.99		2.54	86	2.54					
Apples, Processed	Juice	64 oz (1/2 gallon)	3.50	74	3.50									
Avocados	Hass	each	2.00 - 2.50	116	2.04		2.00	463	2.00		2.00 - 2.50	32	2.34	
Avocados	Hass-Marked Extra Large	each									2.88	67	2.88	
Avocados	Hass-Marked Large	each	2.49 - 2.78	129	2.76		2.78	86	2.78		1.50	23	1.50	
Bananas		per lb	0.79 - 0.99	202	0.84						0.79	29	0.79	
Blackberries		5.6-6 oz package	3.99	237	3.99		3.99	38	3.99		3.00	22	3.00	
Blueberries		6 oz package	3.99	237	3.99		3.99	38	3.99					
Cantaloupes		each									2.99	7	2.99	
Cranberries		8 oz bag	2.50 - 2.99	373	2.75		2.50	14	2.50					
Grapes	Red Seedless	per lb	2.99	9	2.99						3.99	60	3.99	
Grapes	White Seedless Type	per lb	2.99	9	2.99									
Kiwifruit	Hayward	1-lb containers with lids					3.99	74	3.99					
Lemons		2 lb bag	4.99	190	4.99									
Lemons		each					0.59	9	0.59					
Oranges	Valencia	each	1.00	38	1.00									
Pears	Bartlett	2 lb bag	3.99	373	3.99		3.99 - 4.99	843	4.81		2.99 - 4.69	812	4.43	
Pears	Bartlett	per lb	1.99 - 2.99	173	2.17		1.99	86	1.99		1.99	67	1.99	
Pears	Bosc	2 lb bag	3.99	373	3.99		3.90	14	3.90					
Pears	Bosc	per lb	1.99 - 2.49	192	2.07		1.99	86	1.99		1.99	67	1.99	
Pears	D'Anjou	per lb									1.99	67	1.99	
Pomegranates		each	2.50 - 2.99	17	2.76									

Wtd Avg - Simple weighted average



Commodity	Variety	Unit	NORTHEAST U.S.				SOUTHEAST U.S.				MIDWEST U.S.			
			Price Range	Number of Ads	Wtd Avg Price	% Marked Local	Price Range	Number of Ads	Wtd Avg Price	% Marked Local	Price Range	Number of Ads	Wtd Avg Price	% Marked Local
Raspberries		6 oz package	3.99	264	3.99		3.99	38	3.99		3.00 - 3.49	124	3.40	
Strawberries		1 lb package	5.00	20	5.00		4.99 - 5.00	483	4.99		3.99 - 5.00	20	4.70	
POTATOES & ONIONS														
Onions, Dry	RED	2 lb bag									2.50	22	2.50	
Onions, Dry	WHITE	2 lb bag									2.50	22	2.50	
Onions, Dry	YELLOW	2 lb bag									2.50	22	2.50	
Onions, Dry	YELLOW	3 lb bag	3.99 - 4.99	308	4.61						3.00 - 3.79	19	3.46	
Onions, Dry	YELLOW MARKED SWEET	2 lb bag					3.98	52	3.98					
Onions, Dry	YELLOW MARKED SWEET	3 lb bag									4.59	9	4.59	
Potatoes	ROUND RED	3 lb bag	2.99 - 5.99	383	4.99						2.99	60	2.99	
Potatoes	RUSSET	3 lb bag	2.99 - 5.99	328	5.13						2.99 - 3.00	68	2.99	
Potatoes	YELLOW TYPE	3 lb bag	2.99 - 5.99	206	5.84						2.99	60	2.99	
VEGETABLES														
Broccoli		per bunch	2.99	17	2.99		3.48	187	3.48		3.32	67	3.32	
Broccoli		per lb					3.32	86	3.32					
Broccoli	CROWN CUT	per lb	3.32	122	3.32									
Cabbage	ROUND GREEN TYPE	per lb	1.29	47	1.29									
Carrots		1 lb bag					1.49 - 1.50	108	1.49					
Carrots		2 lb bag	3.99	190	3.99						2.00	8	2.00	
Carrots		per bunch	2.99	28	2.99									
Carrots	BABY PEELED	1 lb bag	1.50 - 2.00	251	1.64		1.50	14	1.50					
Cauliflower		each	2.99 - 4.99	24	3.91									
Celery		each	1.49 - 3.99	235	2.90						0.99 - 2.00	15	1.53	
Celery	HEARTS	per package	2.99	314	2.99		2.99 - 3.49	88	3.41					
Cilantro		per bunch	1.49 - 1.50	330	1.49		1.29	52	1.29					
Collards		per bunch	2.50	20	2.50		2.50	117	2.50		2.50	14	2.50	
Cucumbers		each									0.79	22	0.79	
Cucumbers	LONG SEEDLESS - Greenhouse	each	2.99	72	2.99		2.00	187	2.00					
Kale		per bunch	2.50	20	2.50		2.50	117	2.50		2.50	14	2.50	
Lettuce	Green Leaf	per lb	1.99	9	1.99									
Lettuce	Iceberg	each	2.99	8	2.99									
Lettuce	Red Leaf	each	1.99	9	1.99									
Lettuce	Romaine (Hearts)	3 count	2.99 - 3.99	18	3.49		3.49	366	3.49		2.50 - 3.77	88	3.23	
Mushrooms	CREMINI	8 oz package	2.99	8	2.99						1.99	7	1.99	
Mushrooms	WHITE	8 oz package	2.99 - 3.99	341	3.05						1.99 - 2.99	89	2.24	
Onions, Green		per bunch	0.99	11	0.99									

Wtd Avg - Simple weighted average



Commodity	Variety	Unit	NORTHEAST U.S.				SOUTHEAST U.S.				MIDWEST U.S.			
			Price Range	Number of Ads	Wtd Avg Price	% Marked Local	Price Range	Number of Ads	Wtd Avg Price	% Marked Local	Price Range	Number of Ads	Wtd Avg Price	% Marked Local
Peppers (Bell Type)	ORANGE	each	1.99	75	1.99		1.99	945	1.99		2.00	102	2.00	
Peppers (Bell Type)	ORANGE	per lb	4.99	8	4.99									
Peppers (Bell Type)	RED	each	1.99	75	1.99		1.99	945	1.99		2.00	102	2.00	
Peppers (Bell Type)	RED	per lb	4.99	8	4.99									
Peppers (Bell Type)	YELLOW	each	1.99	75	1.99		1.99	945	1.99		2.00	102	2.00	
Peppers (Bell Type)	YELLOW	per lb	4.99	8	4.99									
Pumpkins	PIE TYPE	per lb	1.69 - 1.88	142	1.85		1.88	86	1.88		1.69 - 1.88	81	1.85	
Salad (Mixed Types)		1 lb package	6.99	272	6.99						5.32 - 5.99	111	5.59	
Salad (Mixed Types)		10-12 oz package									4.99 - 5.99	81	5.67	
Salad (Mixed Types)		5-9 oz package	2.99 - 3.99	666	3.59		3.00 - 3.99	591	3.08		2.99 - 4.99	832	3.07	
Spinach	FLAT TYPE	5-7 oz package									3.00	116	3.00	
Squash	Acorn	per lb	0.99 - 1.88	260	1.60		1.69 - 1.88	203	1.77		1.69 - 1.88	81	1.85	
Squash	Butternut	per lb	0.99 - 1.99	450	1.77		1.69 - 1.88	203	1.77		1.69 - 1.88	81	1.85	
Squash	Spaghetti	per lb	0.99 - 1.88	268	1.59		1.69 - 1.88	203	1.77		1.69 - 1.88	81	1.85	
Squash	Yellow Crookneck/Straightneck	per lb									1.69	23	1.69	
Squash	Zucchini	per lb									0.99 - 1.69	45	1.35	
Sweet Potatoes		3 lb bag	3.99 - 4.99	603	4.31									
Sweet Potatoes		per lb	1.99 - 2.49	146	2.04		1.99	86	1.99		1.99	67	1.99	
Tomatoes	Cherry Type	1 pint package									2.99	22	2.99	
Tomatoes	GRAPE TYPE	1 pint package	2.99 - 3.99	325	3.45						3.88 - 3.99	194	3.88	
Tomatoes	VINE RIPES - Greenhouse	per lb	3.49	72	3.49									
Tomatoes	VINE RIPES	per lb									2.79	9	2.79	
Tomatoes	VINE RIPES - ON THE VINE - Greenhouse	per lb	3.99	190	3.99									
OTHER SPECIALTY CROP ITEMS														
Hemp (Seed) Oil		16 oz					15.99	52	15.99					
Hemp (Seed) Oil		4 oz									6.39	13	6.39	
Hemp Seeds Shelled		12 oz	14.49	8	14.49		16.79	52	16.79					
Hemp Seeds Shelled		16 oz					14.99	52	14.99					
Hemp Seeds Shelled		7 oz	10.79 - 10.99	421	10.99		11.19	52	11.19					
Hemp Seeds Shelled		8 oz					9.89	52	9.89					

Wtd Avg - Simple weighted average



Commodity	Variety	Unit	SOUTH CENTRAL U.S.				SOUTHWEST U.S.				NORTHWEST U.S.			
			Price Range	Number of Ads	Wtd Avg Price	% Marked Local	Price Range	Number of Ads	Wtd Avg Price	% Marked Local	Price Range	Number of Ads	Wtd Avg Price	% Marked Local
FRUIT														
Apples	Envy	per lb	1.99	115	1.99		1.99	187	1.99					
Apples	Fuji	2 lb bag	3.99 - 4.99	256	4.36		5.00	11	5.00					
Apples	Fuji	per lb					2.49 - 2.99	504	2.85		0.99 - 2.99	304	2.90	
Apples	Gala/Royal Gala	2 lb bag	2.99 - 4.99	312	4.37		3.99	256	3.99					
Apples	Gala/Royal Gala	per lb	2.49	68	2.49		1.89 - 2.49	276	2.47		0.99 - 1.99	34	1.67	
Apples	Granny Smith	2 lb bag	3.99 - 4.99	134	4.70									
Apples	Granny Smith	per lb					2.49	268	2.49					
Apples	Honeycrisp	per lb	1.99 - 3.88	270	2.80		1.99 - 3.99	324	2.74		1.99 - 3.88	23	3.80	
Apples	Pink Lady/Cripps Pink	2 lb bag	3.99	5	3.99						3.98	21	3.98	
Apples, Processed	Juice Marked Cider	64 oz (1/2 gallon)									7.99	11	7.99	
Avocados	Hass	each					0.99 - 3.00	60	2.42					
Avocados	Hass-Marked Large	each	2.78	75	2.78		2.78 - 3.00	117	2.80		2.78	22	2.78	
Bananas		per lb									0.79	61	0.79	
Blackberries		5.6-6 oz package	3.00	23	3.00		5.39	14	5.39					
Cranberries		8 oz bag									3.48	21	3.48	
Grapefruit	RED	each									2.50	11	2.50	
Grapes	Red Seedless	per lb	3.99	5	3.99		3.99	26	3.99	1				
Grapes	White Seedless Type	per lb					3.99	26	3.99	1				
Lemons		2 lb bag	3.98	17	3.98		4.99	14	4.99					
Lemons		each					0.99	16	0.99		0.99 - 1.25	17	1.08	
Mangoes	Round Varieties	each									2.50	11	2.50	
Oranges	Navel	per lb					1.99	26	1.99	1				
Pears	Bartlett	2 lb bag	3.99 - 4.99	182	4.15		3.99 - 4.49	307	4.29		3.99	62	3.99	
Pears	Bartlett	per lb	1.99	75	1.99		1.99	109	1.99		1.49 - 1.99	33	1.82	
Pears	Bosc	per lb	1.99	75	1.99		1.99	109	1.99		1.99	38	1.99	
Pears	D'Anjou	2 lb bag									2.49	15	2.49	
Pears	D'Anjou	per lb	1.69 - 1.99	85	1.95		1.99	109	1.99					
Pomegranates		each					3.99	5	3.99		3.99	16	3.99	
Raspberries		6 oz package	3.00	23	3.00		5.69	14	5.69		3.00	184	3.00	
Strawberries		1 lb package	4.99 - 5.00	37	4.99									
POTATOES & ONIONS														
Onions, Dry	YELLOW	3 lb bag									2.98	81	2.98	
Onions, Dry	YELLOW MARKED SWEET	2 lb bag	3.98	107	3.98		3.98	184	3.98					
Onions, Dry	YELLOW MARKED SWEET	per lb									1.49	16	1.49	

Wtd Avg - Simple weighted average



Commodity	Variety	Unit	SOUTH CENTRAL U.S.				SOUTHWEST U.S.				NORTHWEST U.S.			
			Price Range	Number of Ads	Wtd Avg Price	% Marked Local	Price Range	Number of Ads	Wtd Avg Price	% Marked Local	Price Range	Number of Ads	Wtd Avg Price	% Marked Local
Potatoes	ROUND RED	3 lb bag	2.99	5	2.99									
Potatoes	ROUND RED	per lb					1.99	16	1.99					
Potatoes	RUSSET	3 lb bag	2.99	32	2.99					2.98	21	2.98		
Potatoes	RUSSET	5 lb bag								3.99	11	3.99		
Potatoes	RUSSET	per lb					1.49	8	1.49					
Potatoes	YELLOW TYPE	3 lb bag	2.99	5	2.99									
Potatoes	YELLOW TYPE	per lb					1.99	27	1.99					

VEGETABLES

Asparagus	GREEN	per lb					2.99	187	2.99				
Beets		per bunch					1.50	53	1.50	1	2.50	11	2.50
Broccoli		per bunch	2.50	9	2.50		3.99	14	3.99		3.32	22	3.32
Broccoli		per lb	3.32	75	3.32		3.32	109	3.32		1.98 - 2.99	29	2.54
Broccoli	CROWN CUT	per lb					2.99	16	2.99				
Brussels Sprouts		per lb									4.99	11	4.99
Cabbage	RED TYPE	per lb					0.99	14	0.99				
Cabbage	ROUND GREEN TYPE	per lb					0.99	14	0.99				
Carrots		1 lb bag	1.99	9	1.99								
Carrots		5 lb film bag									3.99	11	3.99
Carrots	BABY PEELED	1 lb bag	1.99	34	1.99						2.00 - 2.50	13	2.23
Cauliflower		each	2.50	9	2.50						3.98	6	3.98
Celery		each	1.99	34	1.99		1.99	11	1.99		0.98	6	0.98
Celery		per lb					1.79	10	1.79		0.99 - 1.79	39	1.44
Cilantro		per bunch	1.29	107	1.29								
Collards		per bunch	2.50	8	2.50								
Cucumbers		each					0.79 - 1.49	27	1.15				
Kale		per bunch	2.50	8	2.50		1.69 - 2.00	28	1.78		1.50 - 2.00	97	1.90
Lettuce	Romaine (Hearts)	3 count	2.98 - 3.99	123	3.68		2.50 - 3.99	221	3.29		2.99	61	2.99
Mixed Mini Sweet Peppers		1 lb package	3.99	95	3.99								
Mushrooms	CREMINI	8 oz package	2.50	5	2.50								
Mushrooms	WHITE	8 oz package	2.00	5	2.00								
Peppers (Bell Type)	ORANGE	each	2.50	95	2.50								
Peppers (Bell Type)	RED	each	2.50	95	2.50								
Peppers (Bell Type)	YELLOW	each	2.50	95	2.50								
Pumpkins	PIE TYPE	per lb	1.49 - 1.69	39	1.53		1.88	109	1.88		1.49 - 1.88	33	1.75
Salad (Mixed Types)		10-12 oz package	5.99	61	5.99						5.99	23	5.99
Salad (Mixed Types)		5-9 oz package	2.99 - 3.88	584	3.10		3.00 - 3.33	699	3.06		3.00 - 5.99	362	3.52
Spinach	FLAT TYPE	5-7 oz package									3.00	123	3.00

Wtd Avg - Simple weighted average



Commodity	Variety	Unit	SOUTH CENTRAL U.S.				SOUTHWEST U.S.				NORTHWEST U.S.			
			Price Range	Number of Ads	Wtd Avg Price	% Marked Local	Price Range	Number of Ads	Wtd Avg Price	% Marked Local	Price Range	Number of Ads	Wtd Avg Price	% Marked Local
Squash	Acorn	per lb	1.49 - 1.88	178	1.66		0.99 - 1.99	628	1.53		1.49 - 1.88	325	1.52	
Squash	Butternut	per lb	1.49 - 1.88	178	1.66		0.99 - 1.99	628	1.53		1.28 - 1.88	406	1.47	
Squash	Kabocha	per lb					0.99 - 1.49	363	1.48		1.49	287	1.49	
Squash	Spaghetti	per lb	1.49 - 1.88	178	1.66		1.29 - 1.99	623	1.54		1.49 - 1.88	325	1.52	
Squash	Yellow Crookneck/Straightneck	per lb					0.99	40	0.99		1.98	6	1.98	
Squash	Zucchini	per lb					0.99 - 1.29	53	1.06		1.98 - 1.99	20	1.99	
Sweet Potatoes		per lb	1.99	75	1.99		1.99 - 2.49	120	2.04		1.99 - 2.49	43	2.23	
Tomatoes		per lb					1.99	13	1.99					
Tomatoes	GRAPE TYPE	1 pint package	2.00	9	2.00									
Tomatoes	Plum Type (Roma)	per lb									1.99	11	1.99	
Tomatoes	VINE RIPES - ON THE VINE - Greenhouse	per lb					2.49 - 3.99	369	3.95		2.99 - 3.99	303	3.94	

OTHER SPECIALTY CROP ITEMS

Hemp (Seed) Oil		16 oz	15.99	107	15.99		15.99	184	15.99					
Hemp (Seed) Oil		4 oz	6.39	92	6.39		6.39	23	6.39		6.39	26	6.39	
Hemp Protein		16 oz					13.99	109	13.99					
Hemp Seeds Shelled		12 oz	16.79	107	16.79		16.79	184	16.79					
Hemp Seeds Shelled		16 oz	14.99	107	14.99		14.99	184	14.99					
Hemp Seeds Shelled		7 oz	11.19	107	11.19		10.99 - 11.19	293	11.12					
Hemp Seeds Shelled		8 oz					9.89	184	9.89					

Wtd Avg - Simple weighted average



Commodity	Variety	Unit	ALASKA U.S.				HAWAII U.S.			
			Price Range	Number of Ads	Wtd Avg Price	% Marked Local	Price Range	Number of Ads	Wtd Avg Price	% Marked Local
FRUIT										
Apples	Gala/Royal Gala	2 lb bag	3.98	3	3.98					
Apples	Honeycrisp	per lb				5.43	4	5.43		
Avocados	Hass-Marked Large	each				3.89	4	3.89		
Kiwifruit	Hayward	1-lb containers with lids	5.98	3	5.98					
Pears	Bartlett	2 lb bag	4.99	11	4.99					
Pears	Bartlett	per lb				2.78	4	2.78		
Pears	Bosc	per lb				2.78	4	2.78		
Raspberries		6 oz package	3.50	11	3.50					
POTATOES & ONIONS										
Potatoes	ROUND RED	3 lb bag	5.49	11	5.49					
Potatoes	RUSSET	3 lb bag	5.49	11	5.49					
Potatoes	YELLOW TYPE	3 lb bag	5.49	11	5.49					
VEGETABLES										
Broccoli		per bunch				4.65	4	4.65		
Carrots		2 lb bag	3.19	1	3.19					
Leeks		per bunch	3.28	3	3.28					
Pumpkins	PIE TYPE	per lb				2.63	4	2.63		
Salad (Mixed Types)		10-12 oz package				12.19	33	12.19		
Salad (Mixed Types)		5-9 oz package	4.00	11	4.00					
Spinach	FLAT TYPE	8-10 oz package				12.19	33	12.19		
Squash	Acorn	per lb	1.49 - 1.99	12	1.53	2.63	4	2.63		
Squash	Butternut	per lb	1.49 - 1.99	12	1.53	2.63	4	2.63		
Squash	Spaghetti	per lb	1.49 - 1.99	12	1.53	2.63	4	2.63		
Sweet Potatoes		per lb				2.78	4	2.78		

Wtd Avg - Simple weighted average

REGIONAL DEFINITIONS

As used in this report, regions include the following states:	
NORTHEAST U.S.	Connecticut, Delaware, Massachusetts, Maryland, Maine, New Hampshire, New Jersey, New York, Pennsylvania, Rhode Island and Vermont
SOUTHEAST U.S.	Alabama, Florida, Georgia, Mississippi, North Carolina, South Carolina, Tennessee, Virginia and West Virginia
MIDWEST U.S.	Iowa, Illinois, Indiana, Kentucky, Michigan, Minnesota, North Dakota, Nebraska, Ohio, South Dakota and Wisconsin
SOUTH CENTRAL U.S.	Arkansas, Colorado, Kansas, Louisiana, Missouri, New Mexico, Oklahoma, and Texas
SOUTHWEST U.S.	Arizona, California, Nevada and Utah
NORTHWEST U.S.	Idaho, Montana, Oregon, Washington, and Wyoming
ALASKA	Alaska
HAWAII	Hawaii
NATIONAL	Continental United States

1 -- Specialty Crops Market News surveys nearly 271 retailers, comprising over 29,700 individual stores, with online weekly advertised features.

2 -- Date range reflects one week of data collection ending on the report date and encompassing ad pricing good from the Saturday before the report release date through the following Friday.