



Specialty Crops Market News Division U.S. Mexico Canada Agreement Seasonal Perishable Products Weekly Update

Agricultural Marketing Service

Issued Weekly

Friday, November 24, 2023

Update for Week of November 19-25, 2023

This report provides trend analysis of the volume and prices of Seasonal Perishable commodities. Volume represents current week and prices represent open (spot) market sales by first handlers on product of generally good quality and condition unless otherwise stated and may include promotional allowances or other incentives. The charts provide graphic representation of the volume and prices of the major commodities this week based on seasonal volume.

Despite lower average diesel fuel prices nationwide, truck rates reported to Market News this week rose significantly as expected for the holiday shipping period. However, the latest FTR Transportation Intelligence report indicated that spot rates for refrigerated trucks, and corresponding volumes as reported by brokers, were nearly 10% below the same week in 2022 and almost 8% below the five-year average. Rates for other types of trucks were likewise lower than might otherwise be expected for a busy transportation holiday period. Shipments for the holiday rush have largely wrapped up by this week, and many drivers prioritize time at home over the long weekend, while others will be charging premium rates to get a start on hauling goods for Black Friday shopping and beyond.

Movement of blueberries from Mexico crossings through Arizona, California and Texas is expected about the same. Trading was fairly slow early and slow later. Prices lower. Flats 12 1-pint cups with lids mostly 34.00-36.00. Flats 12 6-ounce cups with lids mostly 20.00-22.00. Quality is reported as variable. Supplies remain light especially compared to Peruvian imports. Most present shipments from prior bookings and/or previous commitments. Movement of blueberries from Peru imports through Miami, Philadelphia and New York ports of entry expected to decrease seasonally. Trading moderate at lower prices. Flats 12 1-pint cups with lids large 34.00-42.00. Quality is reported as good and is expected to continue unless the rainy season brings additional challenges.

Movement of avocado from Mexico crossings through Texas is expected about the same. Trading early was moderate and fairly slow later. Prices 70s-84s higher, 36s-48s lower, others generally unchanged. Cartons 2-layer Hass 36s mostly 48.25-50.25, 40s mostly 40.25-42.25, 48s mostly 34.25-36.25, 60s mostly 24.25-25.25, 70s mostly 18.25-20.25 and 84s mostly 16.25-18.25. Extra services included.

Movement of cucumbers from Mexico crossings through Nogales, Arizona is expected about the same. Trading moderate. Prices large slightly higher, others slightly lower. 1 1/9-bushel cartons medium and large mostly 20.95-22.95, fair quality 18.95-20.95 and ordinary quality mostly 10.95-12.95. Cartons 24s mostly 7.95-8.95 and 36s mostly 11.95-12.95. Quality is reported as generally good. Movement of cucumber from Mexico crossings through Texas is expected about the same. Trading fairly active early and moderate later. Prices large higher, medium generally unchanged. 1 1/9-bushel cartons medium mostly 20.95-22.95, large mostly 20.95-22.95, fair quality mostly 16.95-17.95 and ordinary quality mostly 13.95-14.95. Most present shipments from prior bookings and/or previous commitments. Quality is reported as variable. Cucumber movement out of Central and South Florida is expected to remain about the same. Trading waxed fairly slow at much higher prices. Waxed 1 1/9-bushel cartons medium mostly 16.35-18.35, fair quality mostly 10.35. Cartons 24s mostly 7.35. Demand dropped at the beginning of the holiday week. Includes palletizing and precooling. Quality generally good. Movement of cucumber out of Georgia is expected to decrease seasonally. Trading moderate at higher prices. Waxed 1 1/9-bushel cartons/crates medium 20.35-20.85 and fair quality 10.35-10.85. Cartons 24s 7.35-8.85. Quality generally good.

For more information on:

- [Shipping Point Report Details](#)
- [Movement Report Details](#)
- [Generating Custom Reports](#)

For assistance please contact: jeff.main@usda.gov

[Custom Average Tool \(CAT\) Graphing tool and aggregated data source.](#)

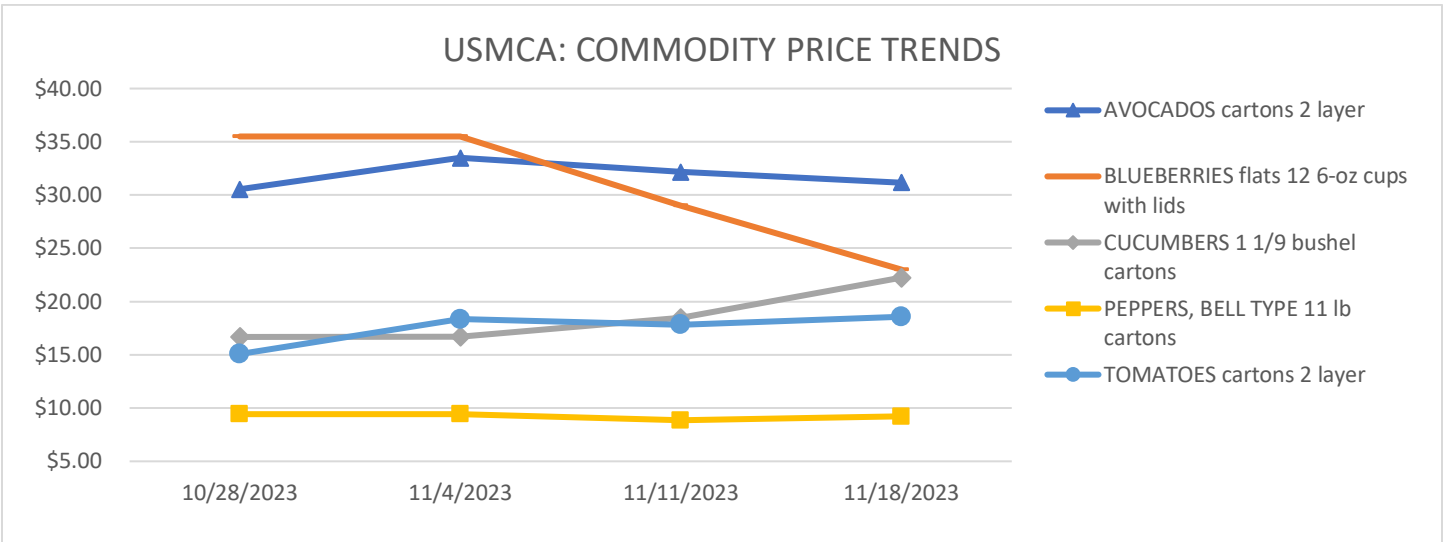
Green bell peppers out of Coachella Valley California movement is expected to increase seasonally. Trading active at higher prices. 1 1/9-bushel cartons green jumbo 20.95-22.95, extra-large 22.95-23.95, large mostly 18.95-20.95 and irregular sized fair quality mostly 14.95-15.95. Demand continues to be fairly good. Quality generally good. Movement of green bell peppers out of Central and South Florida are expected to increase seasonally as more shippers begin the season. Trading active. Prices fair quality slightly higher, others generally unchanged. 1 1/9-bushel cartons green jumbo and extra-large mostly 16.35, large and irregular sized fair quality mostly 14.35. Demand dropped at the beginning of the holiday week. Includes palletizing and precooling. Quality generally good. Movement of green bell peppers from Mexico crossings through Nogales, Arizona is expected to increase seasonally. Supplies of green insufficient and in too few hands to establish a market. Most present shipments from prior bookings and/or previous commitments. Quality generally good. Movement of green bell peppers out of the San Joaquin Valley California is expected to decrease sharply as most shippers are finished for the season. Remaining quality is reported as generally good. Current supplies are in too few hands to establish a market, with light shipments expected to continue through November 25th. The last report has been issued.

Tomato movement from Mexico crossings through Texas is expected about the same. Trading early active and moderate later. Prices 4x4-4x5s slightly lower, others generally unchanged. Cartons 2-layer vine ripens 4x4-4x5s mostly 18.95-20.95, 5x5-5x6s mostly 16.95-17.95 and 25-pound cartons loose 4x4-4x5 sizes mostly 20.95-21.95, 5x5-5x6 sizes 16.95-17.95. Quality is reported as generally good. Tomato movement out of Central and South Florida is expected to increase. Trading moderate early and active later. Prices 6x7 size generally unchanged, others slightly higher. 25-pound cartons loose 5x6 size 16.95-17.00, 6x6 size 14.95-16.95 and 6x7 size 10.95-12.95. Some harvest was curtailed due to wet fields from last week's storm, and some harvest is expected to be delayed. Sales demand slowed this week due to the holiday with business expected to pick up midweek next week. Extra services included. Quality is reported as generally good. Tomato movement out of Florida West District is expected to decrease sharply as more growers finish for the season this week. Lighter shipments are expected to continue next week. Trading was moderate improving to active later. Prices 5x6s slightly higher, others generally unchanged. 25-pound carton loose, 85 percent U.S. One or Better 5x6 size mostly 16.00-16.95, 6x6 size mostly 14.00 and 6x7 size mostly 10.00. Harvest was curtailed due to wet fields during the week. Business was slowing this week due to the holiday. Extra services included. Quality is reported as generally good. Tomato movement from Mexico crossings through Nogales, Arizona is expected about the same. Current supplies in too few hands to establish a market. Most present shipments from prior bookings and/or previous commitments. The first F.O.B. report is expected to be issued the week of November 26th. Quality is reported as generally good. Tomato movement from Mexico crossings through Otay Mesa is expected to decrease slightly. Supplies 5x5-5x6s fairly heavy. Trading 4x4-4x5s active, 5x5-5x6s moderate. Prices 5x6s slightly higher, others unchanged. Cartons 2-layer vine ripens 4x4-4x5s mostly 17.95-19.95, 5x5s mostly 16.95-17.95 and 5x6s mostly 16.95. Quality is reported as generally good.

The following table provides a four-week price trend of the highest traded commodities this week.

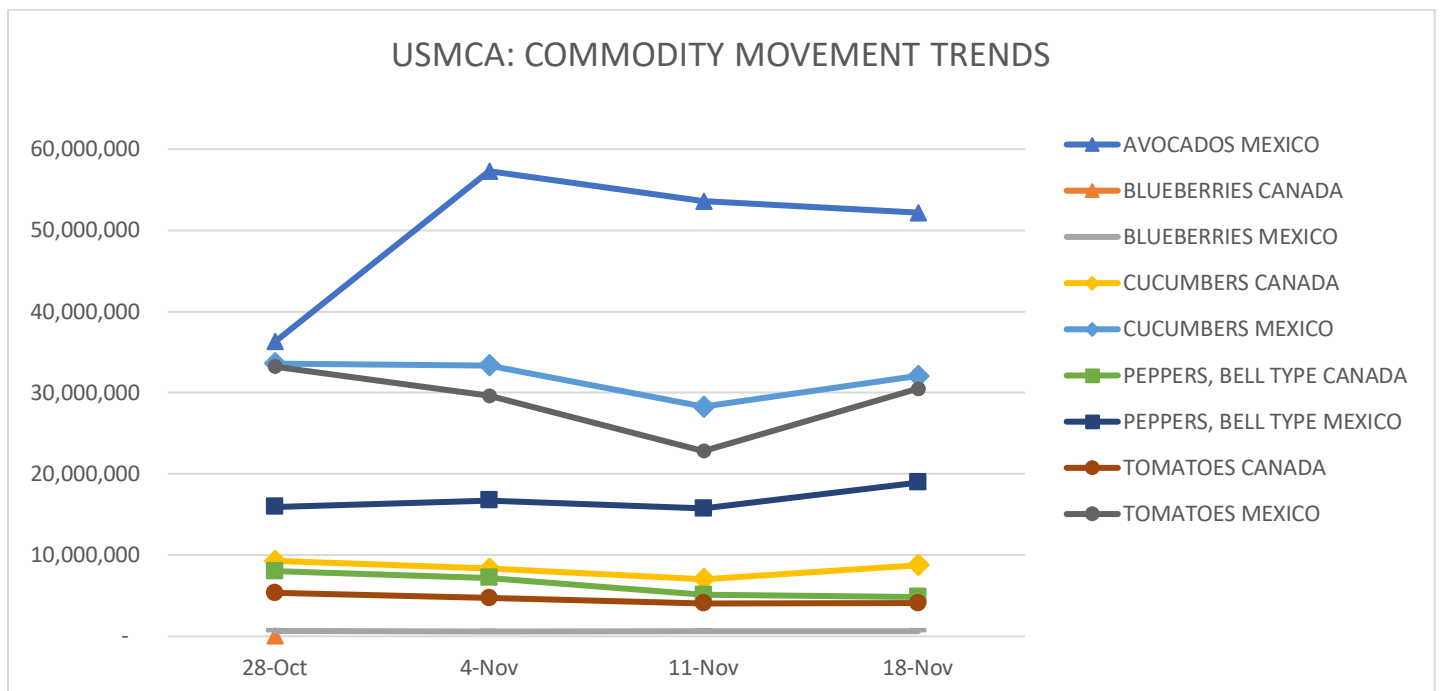
Four Week Price Trend in U.S. Dollars

Commodity	Package	10/28/2023	11/4/2023	11/11/2023	11/18/2023
AVOCADOS	cartons 2 layer	\$ 30.55	\$ 33.50	\$ 32.17	\$ 31.17
BLUEBERRIES	flats 12 6-oz cups with lids	\$ 35.50	\$ 35.50	\$ 29.00	\$ 23.00
CUCUMBERS	1 1/9-bushel cartons	\$ 16.71	\$ 16.70	\$ 18.45	\$ 22.25
PEPPERS, BELL TYPE	11 lb cartons	\$ 9.43	\$ 9.43	\$ 8.86	\$ 9.21
TOMATOES	cartons 2 layer	\$ 15.08	\$ 18.34	\$ 17.83	\$ 18.58

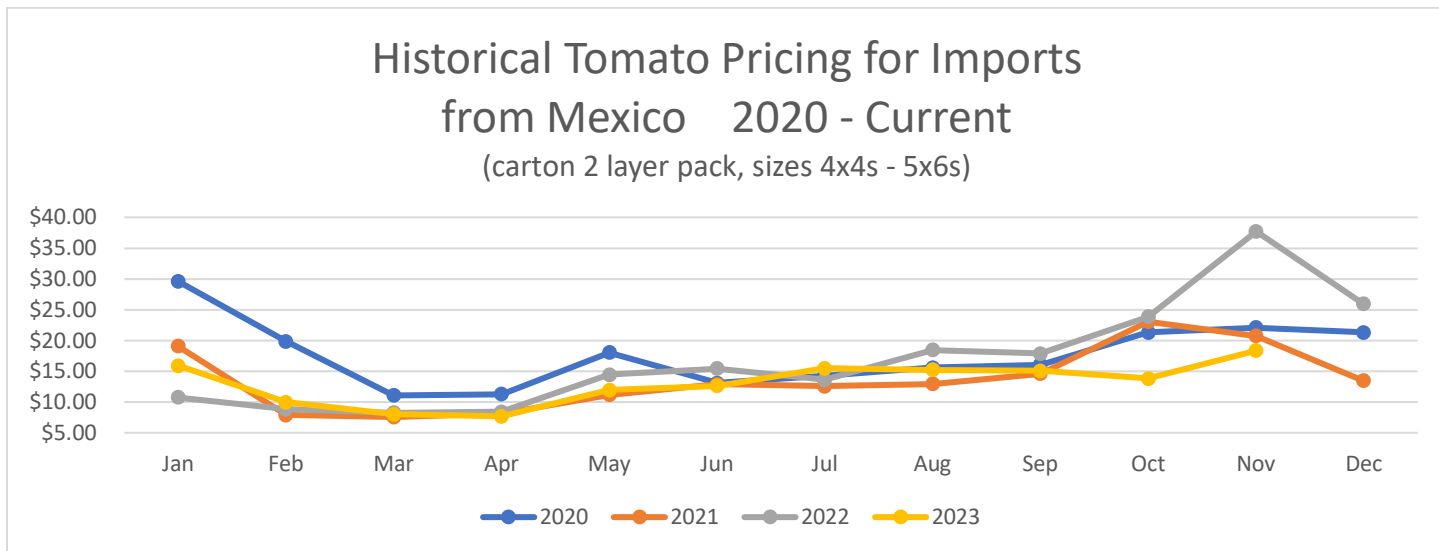


Four Week Movement in Pounds

COMMODITY	ORIGIN	28-Oct	4-Nov	11-Nov	18-Nov
AVOCADOS	MEXICO	36,261,848	57,287,643	53,577,118	52,181,114
BLUEBERRIES	CANADA	40,414			
	MEXICO	662,578	592,461	642,676	646,561
CUCUMBERS	CANADA	9,296,995	8,343,344	7,027,223	8,766,652
	MEXICO	33,586,084	33,372,146	28,293,407	32,067,827
PEPPERS, BELL TYPE	CANADA	8,033,149	7,186,102	5,108,479	4,839,586
	MEXICO	15,930,037	16,716,541	15,755,867	18,928,121
TOMATOES	CANADA	5,359,383	4,713,164	4,044,131	4,093,928
	MEXICO	33,206,932	29,610,922	22,814,748	30,483,125



The following chart, *Historical Tomato Pricing for Imports from Mexico*, is a four-year view of Mexican tomato prices at shipping point. Tomatoes are shown as they are the most consistently traded year-round. They have the highest volume of product moving between the U.S., Mexico, and Canada, along with a high level of market coverage of tomatoes by USDA Market News.



To be regarded as "seasonal and perishable," agricultural products must meet the following conditions: (1) the products are fresh or chilled products falling under the following HS2002 tariff codes: 0701, 0702, 0703, 0704, 0705, 0706, 0707, 0708, 0709, 0803, 0804, 0805, 0806, 0807, 0808, 0809, 0810; (2) the products are marketed in raw form for consumption without "further processing" ("further processing" refers to e.g. crushing, juicing, canning, or any other process that transforms the product from its raw form); and (3) the products normally are marketed within eight weeks after harvesting.

For information on the imported volume and prices of the remaining Seasonal and Perishable commodities listed below please visit:

<https://www.marketnews.usda.gov/mnp/fv-home>

- Potatoes
- Tomatoes
- Onions, shallots, garlic, leeks, and other alliaceous vegetables
- Cabbages, cauliflower, kohlrabi, kale, and similar edible brassicas
- Lettuce (*Lactuca sativa*) and chicory (*Cichorium* spp.)
- Carrots, turnips, salad beets (salad beetroot), salsify, celeriac, radishes, and similar edible roots
- Cucumbers, including gherkins
- Leguminous vegetables, shelled or unshelled
- Other vegetables, fresh or chilled: asparagus, eggplants, celery, mushrooms and truffles, peppers (*Capsicum* or of the genus *Pimenta*), spinach, artichokes, olives, pumpkins, squash, and gourds
- Bananas and plantains
- Dates, figs, pineapples, avocados, guavas, mangoes, and mangosteens
- Citrus fruit
- Grapes
- Melons (including watermelons) and papayas (papaws)
- Apples, pears, and quinces
- Apricots, cherries, peaches (including nectarines), plums (including prune plums) and sloes
- Other fruit: strawberries, raspberries, blackberries, mulberries, loganberries, black, white, or red currants and gooseberries (other than kiwifruit), cranberries, blueberries, and other fruits of the genus *Vaccinium*, kiwifruit, durians, persimmons,
- Other berries; tamarinds