



Specialty Crops Market News Division U.S. Mexico Canada Agreement Seasonal Perishable Products Weekly Update

Agricultural Marketing Service

Issued Weekly

Friday, February 2, 2024

Update for Week of January 28 – February 3, 2024

This report provides trend analysis of the volume and prices of Seasonal Perishable commodities. Volume represents current week and prices represent open (spot) market sales by first handlers on product of generally good quality and condition unless otherwise stated and may include promotional allowances or other incentives. The charts provide graphic representation of the volume and prices of the major commodities this week based on seasonal volume.

Produce fruit departments have an association with the Super Bowl regarding avocados. Historically, it accounts for an estimated 20% of annual sales around the big game in early February. Most avocados imports will be crossing through McAllen, Texas ports of entry. The avocado harvest season begins sometime in January from the production areas of Michoacan, Mexico. In recent years, the growing regions of Jalisco, Mexico are also contributing with avocados exports to the U.S. This year will be their second year Jalisco-produced avocados will be sold in the United States. Mexico is the leader with an estimated 81% of all avocado's exports to the United States. Consumer consumption for avocados that are used to make guacamole significantly increases during Super Bowl Sunday. When it comes to increased sales, avocados are the real Super Bowl champion.

Movement of avocado from Mexico crossings through Texas is expected to remain about the same. Trading moderate. Prices 70s higher, 40s and 60s lower, others generally unchanged. Cartons 2-layer Hass 32s mostly 43.25-44.25, 36s mostly 38.25-40.25, 40s mostly 33.25-35.25, 48s mostly 32.25-34.25, 60s mostly 31.25-32.25, 70s mostly 22.25-24.25 and 84s mostly 18.25. Extra services included.

Movement of blueberries from Mexico crossings through Arizona, California and Texas is expected to increase. Trading fairly slow. Prices 6-ounce lower, pints generally unchanged. Flats 12 1-pint cups with lids mostly 24.00-26.00. Flats 12 6-ounce cups with lids mostly 14.00-16.00. Quality variable. Movement of blueberries from Chile imports through Miami, Philadelphia, and New York ports of entry is expected to increase. Trading fairly active. Prices lower. Flats 12 1-pint cups with lids medium-large 24.00-28.00. Movement of blueberries from Peru imports through Miami, Philadelphia and New York ports of entry mostly via boat is expected to decrease seasonally. Trading moderate. Prices lower. Flats 12 1-pint cups with lids large 26.00-30.00, 6-ounce large mostly 18.00-20.00. Quality generally good.

Movement of cucumber from Mexico crossings through Nogales, Arizona is expected about the same. Trading moderate. Prices large higher, small slightly lower, others slightly higher, 24s and 36s much higher, others generally unchanged. 1 1/9-bushel cartons medium and large mostly 32.95-34.95, fair quality 24.95-28.95, ordinary quality 22.95-24.95 and small mostly 22.95-24.95. Cartons 24s mostly 14.95 and 36s mostly 18.95. Supplies light. Unseasonably cold

For more information on:

- [Shipping Point Report Details](#)
- [Movement Report Details](#)
- [Generating Custom Reports](#)

For assistance please contact: jeff.main@usda.gov

[Custom Average Tool \(CAT\) Graphing tool and aggregated data source.](#)

weather in Mexico will impact market prices and availability until mid-February. Growers/shippers expect prices to be stable until volume increases with warmer temperatures. Quality generally good. Movement of cucumber from Mexico crossings through Texas is expected about the same. Trading moderate. Prices lower. 1 1/9-bushel cartons medium mostly 28.95-30.95, large mostly 34.95-36.95, fair quality mostly 24.95-26.95 and ordinary quality mostly 20.95-22.95. Most present shipments from prior bookings and/or previous commitments. Quality variable. Cucumber movement from Central America (Honduras) via boat through South Florida ports of entry is expected to remain about the same. Trading cartons 24s active at slightly lower prices, others active. Prices cartons 24s slightly lower, others slightly higher. 1 1/9-bushel cartons waxed medium mostly 32.00-34.00, large 26.00, fair quality mostly 30.00, ordinary quality mostly 24.00-26.00. Cartons 24s 14.00-16.00. Supplies are light and in few hands. Production reported good. Quality and condition generally good.

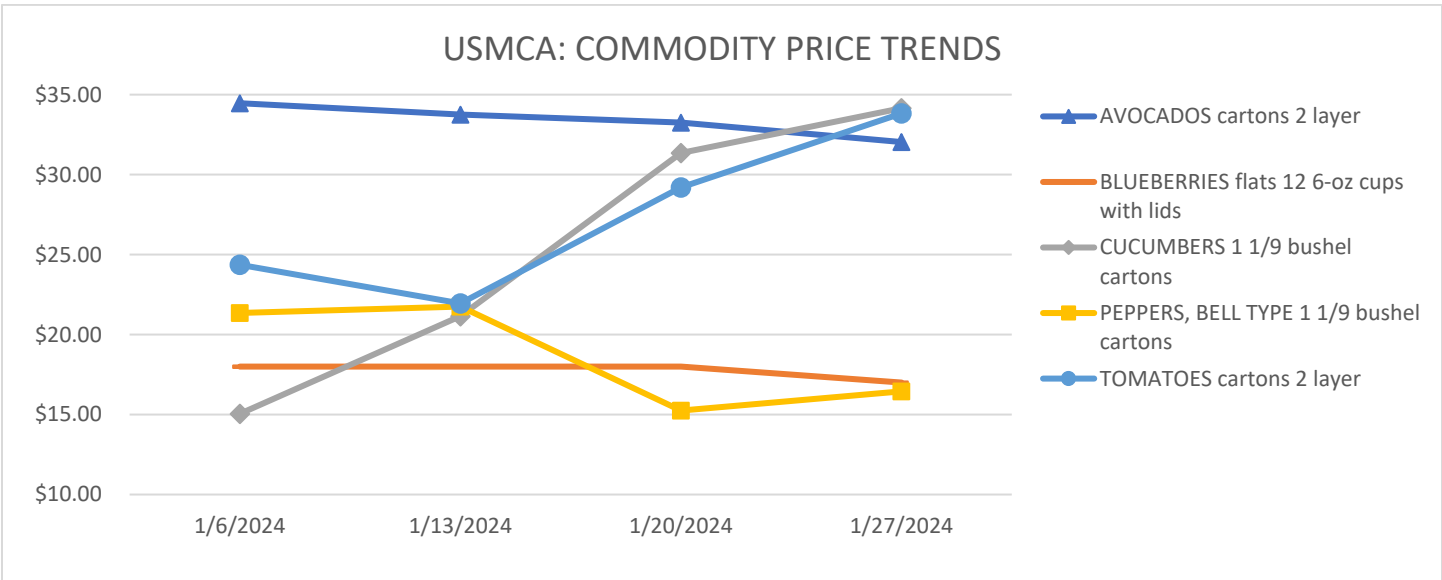
Movement of green bell peppers from Mexico crossings through Nogales, Arizona is expected about the same. Trading moderate. Prices lower. 1 1/9-bushel cartons green jumbo and extra-large 12.95-14.95, large 10.95-13.95, medium 10.95-12.95 and irregular sized fair quality 10.95-14.95. Demand has slowed down and prices are adjusting. Unseasonably cold weather in Mexico is impacting market prices and availability until mid-February. Quality generally good. Movement of green bell peppers out of Central and South Florida are expected to increase. Includes palletizing and precooling. 1 1/9-bushel cartons green supplies insufficient to quote. Weather gaps during the planting season, and storm damage from several weeks delayed maturity. Warmer weather is expected in the growing areas and supplies are expected to increase. An F.O.B. report is expected to resume within a couple of days.

Tomato movement out of Central and South Florida is expected to decrease. Trading 6x7 size fairly slow, others moderate. Prices generally unchanged. 25-pound cartons loose Mature Greens 85 percent U.S. One or Better 5x6, 6x6 and 6x7 sizes 36.95-37.00. Demand remains moderate with lower prices. Extra services included. Quality generally good. Tomato movement from Mexico crossings through Texas is expected about the same. Trading early fairly active, late moderate. Prices much lower. Cartons 2-layer vine ripens 4x4-4x5s mostly 20.95-22.95, 5x5-5x6s mostly 22.95-24.95 and 25-pound cartons loose 4x4-4x5 sizes mostly 22.95-24.95, 5x5-5x6 sizes mostly 24.95-26.95. Quality generally good. Tomato movement from Mexico crossings through Nogales, Arizona is expected about the same. Trading early very active, late moderate. Prices much lower. Cartons 2-layer vine ripens (wide range in price) 4x4-4x5s and 5x5-5x6s 22.95-26.95. Demand has increased significantly in the last 3 days. Prices are expected to go down during the week. Volumes and crossings are expected to increase around mid-February when temperatures get warmer. Quality generally good.

The following table provides a four-week price trend of the highest traded commodities this week.

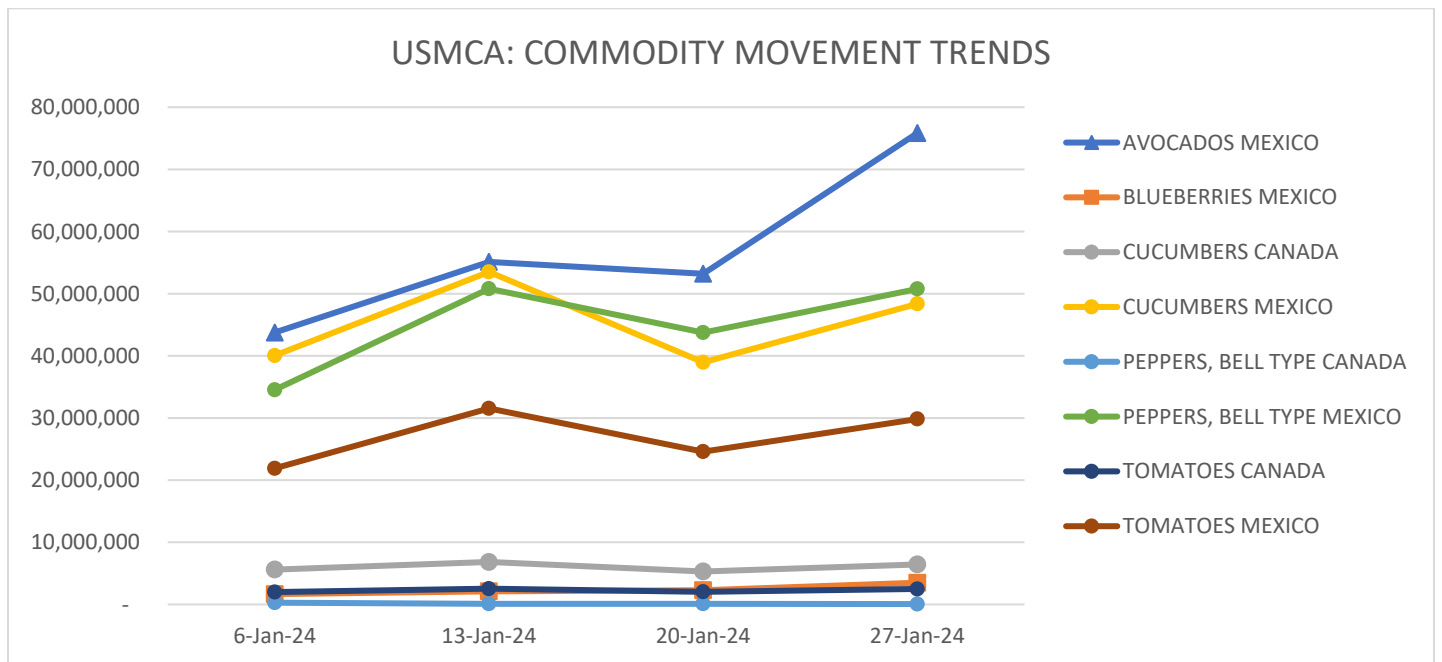
Four Week Price Trend in U.S. Dollars

Commodity	Package	1/6/2024	1/13/2024	1/20/2024	1/27/2024
AVOCADOS	cartons 2 layer	\$ 34.46	\$ 33.75	\$ 33.25	\$ 32.04
BLUEBERRIES	flats 12 6-oz cups with lids	\$ 18.00	\$ 18.00	\$ 18.00	\$ 17.00
CUCUMBERS	1 1/9-bushel cartons	\$ 15.05	\$ 21.15	\$ 31.35	\$ 34.15
PEPPERS, BELL TYPE	1 1/9-bushel cartons	\$ 21.35	\$ 21.75	\$ 15.25	\$ 16.45
TOMATOES	cartons 2 layer	\$ 24.37	\$ 21.95	\$ 29.20	\$ 33.83

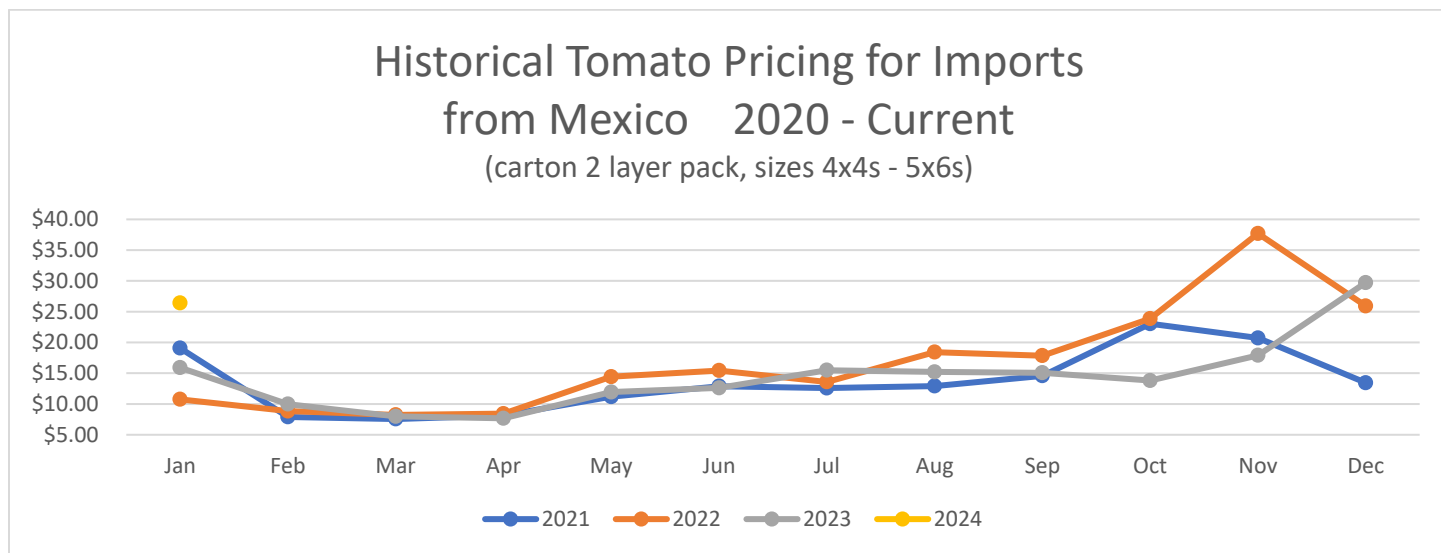


Four Week Movement in Pounds

COMMODITY	ORIGIN	6-Jan-24	13-Jan-24	20-Jan-24	27-Jan-24
AVOCADOS	MEXICO	43,759,931	55,120,532	53,218,274	75,842,798
BLUEBERRIES	MEXICO	1,668,955	2,109,828	2,291,133	3,497,017
CUCUMBERS	CANADA	5,614,524	6,838,549	5,303,410	6,445,184
	MEXICO	40,042,173	53,508,900	38,960,679	48,379,866
PEPPERS, BELL TYPE	CANADA	285,735	106,153	103,053	64,657
	MEXICO	34,541,477	50,795,799	43,739,125	50,774,200
TOMATOES	CANADA	1,994,738	2,541,508	2,037,655	2,487,785
	MEXICO	21,902,871	31,540,740	24,582,713	29,845,297



The following chart, *Historical Tomato Pricing for Imports from Mexico*, is a four-year view of Mexican tomato prices at shipping point. Tomatoes are shown as they are the most consistently traded year-round. They have the highest volume of product moving between the U.S., Mexico, and Canada, along with a high level of market coverage of tomatoes by USDA Market News.



To be regarded as "seasonal and perishable," agricultural products must meet the following conditions: (1) the products are fresh or chilled products falling under the following HS2002 tariff codes: 0701, 0702, 0703, 0704, 0705, 0706, 0707, 0708, 0709, 0803, 0804, 0805, 0806, 0807, 0808, 0809, 0810; (2) the products are marketed in raw form for consumption without "further processing" ("further processing" refers to e.g. crushing, juicing, canning, or any other process that transforms the product from its raw form); and (3) the products normally are marketed within eight weeks after harvesting.

For information on the imported volume and prices of the remaining Seasonal and Perishable commodities listed below please visit:

<https://www.marketnews.usda.gov/mnp/fv-home>

- Potatoes
- Tomatoes
- Onions, shallots, garlic, leeks, and other alliaceous vegetables
- Cabbages, cauliflower, kohlrabi, kale, and similar edible brassicas
- Lettuce (*Lactuca sativa*) and chicory (*Cichorium* spp.)
- Carrots, turnips, salad beets (salad beetroot), salsify, celeriac, radishes, and similar edible roots
- Cucumbers, including gherkins
- Leguminous vegetables, shelled or unshelled
- Other vegetables, fresh or chilled: asparagus, eggplants, celery, mushrooms and truffles, peppers (*Capsicum* or of the genus *Pimenta*), spinach, artichokes, olives, pumpkins, squash, and gourds
- Bananas and plantains
- Dates, figs, pineapples, avocados, guavas, mangoes, and mangosteens
- Citrus fruit
- Grapes
- Melons (including watermelons) and papayas (papaws)
- Apples, pears, and quinces
- Apricots, cherries, peaches (including nectarines), plums (including prune plums) and sloes
- Other fruit: strawberries, raspberries, blackberries, mulberries, loganberries, black, white, or red currants and gooseberries (other than kiwifruit), cranberries, blueberries, and other fruits of the genus *Vaccinium*, kiwifruit, durians, persimmons,
- Other berries; tamarinds