



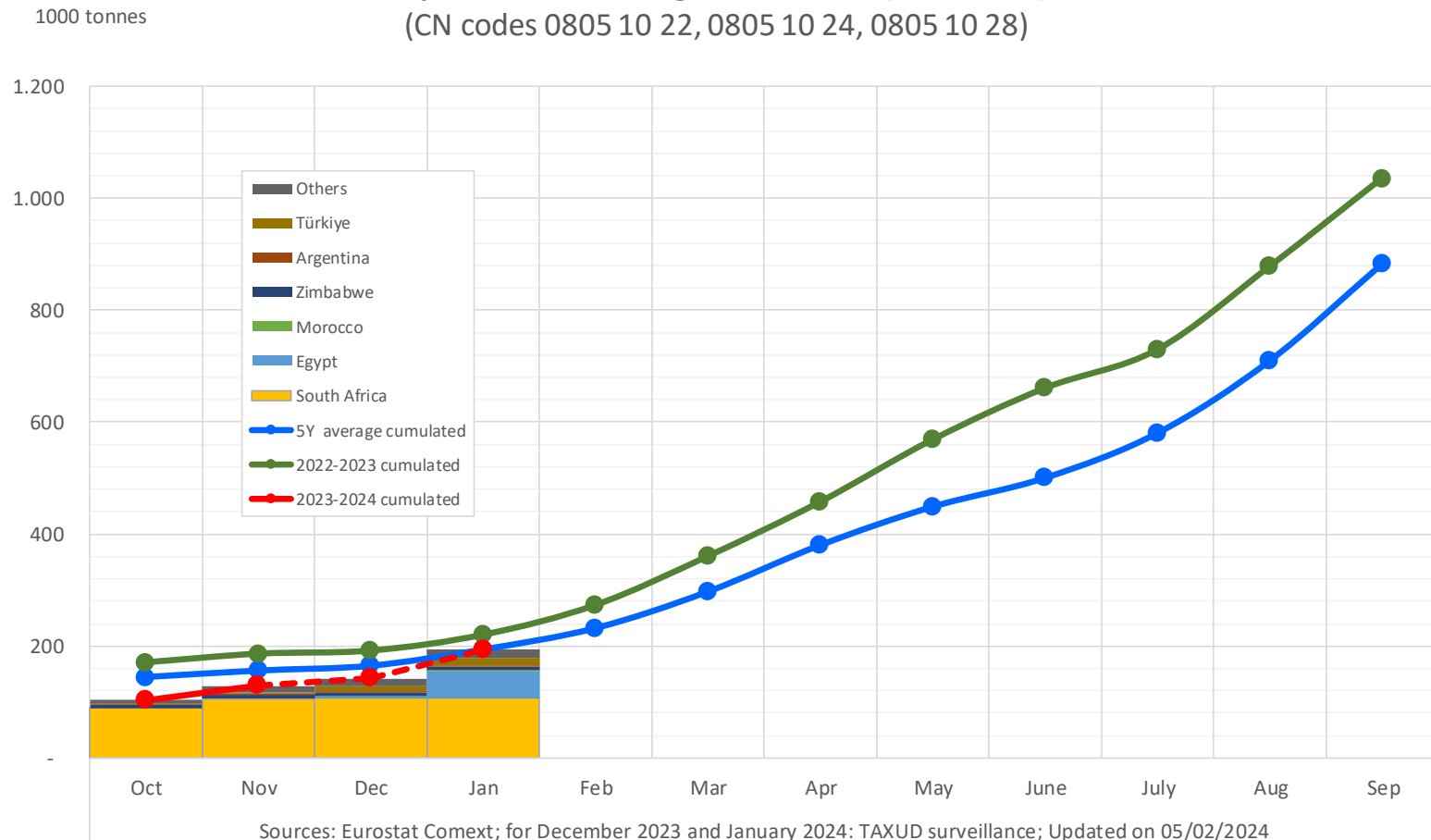
Monthly update on citrus fruits imports

1. [Oranges](#)
2. [Small citrus](#)
3. [Lemons](#)
4. [Grapefruits](#)

Updated on 5 February 2024

Sources: COMEXT; for December 2023 and January 2024 TAXUD surveillance

Imports of fresh oranges into the EU (cumulated) (CN codes 0805 10 22, 0805 10 24, 0805 10 28)





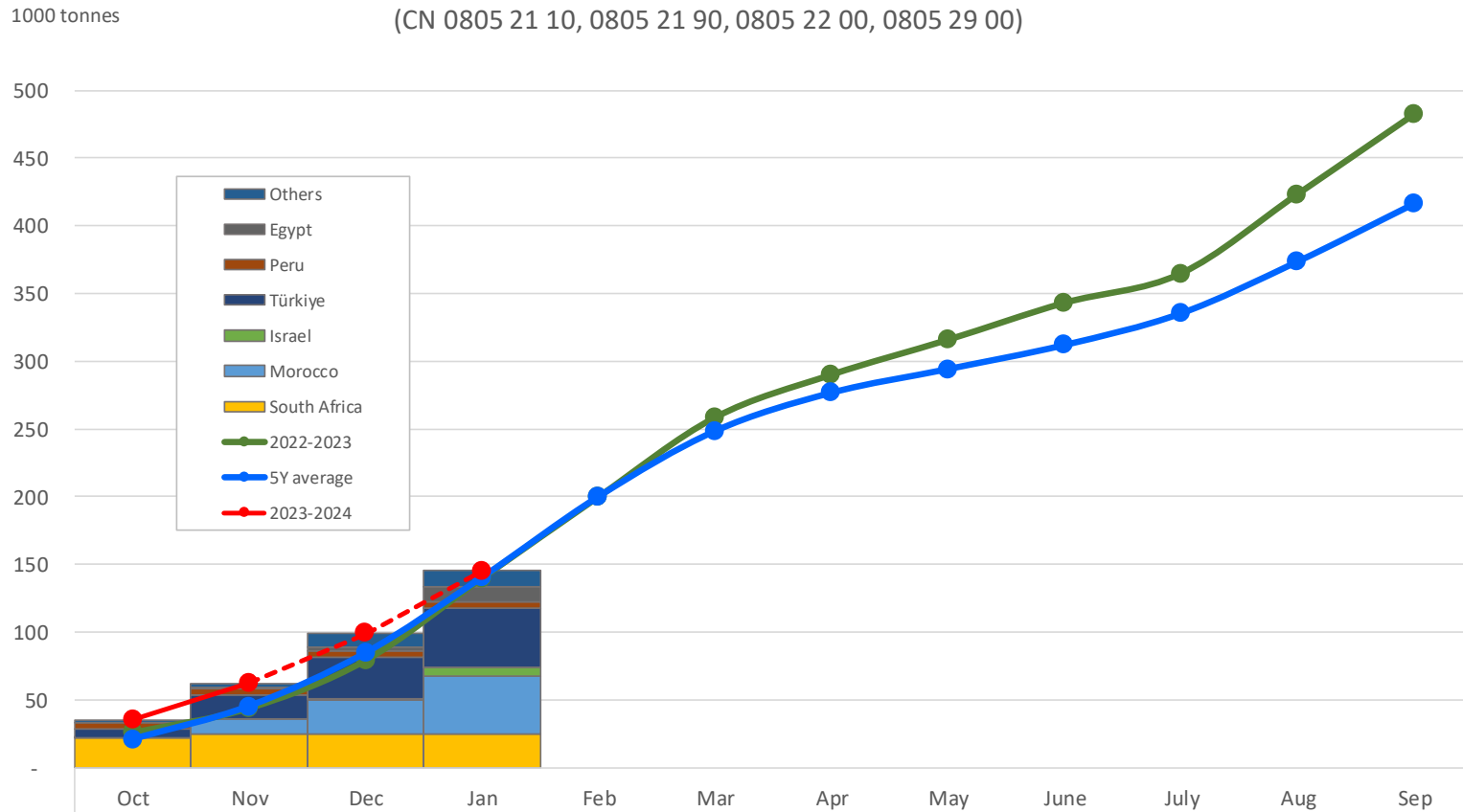
EU monthly oranges imports (tonnes)

Sources: Eurostat Comext; for December 2023 and January 2024: TAXUD surveillance

Updated on 05/02/2024

	Oct	Nov	Dec	Jan	Feb	Mar	Apr	May	June	July	Aug	Sep	Total
2022-2023	170.687	15.446	5.555	28.306	53.088	87.125	97.191	111.042	92.072	68.801	148.529	157.616	1.035.458
5Y average	144.097	11.598	8.670	29.143	38.114	65.146	83.306	68.680	51.522	80.011	129.383	173.118	882.787
2023-2024	103.491	24.640	13.472	51.687	-	-	-	-	-	-	-	-	193.290
South Africa	88.862	16.576	910	-	-	-	-	-	-	-	-	-	106.348
Egypt	-	0	3.174	45.281	-	-	-	-	-	-	-	-	48.456
Morocco	-	28	686	615	-	-	-	-	-	-	-	-	1.330
Zimbabwe	6.423	587	-	-	-	-	-	-	-	-	-	-	7.011
Argentina	1.392	21	-	-	-	-	-	-	-	-	-	-	1.413
Türkiye	366	3.280	5.756	3.520	-	-	-	-	-	-	-	-	12.922
Others	6.447	4.147	2.945	2.271	-	-	-	-	-	-	-	-	15.811

Imports of small citrus into the EU (cumulated) (CN 0805 21 10, 0805 21 90, 0805 22 00, 0805 29 00)



Sources: Eurostat Comext; for December 2023 and January 2024: TAXUD surveillance; Updated on 05/02/2024

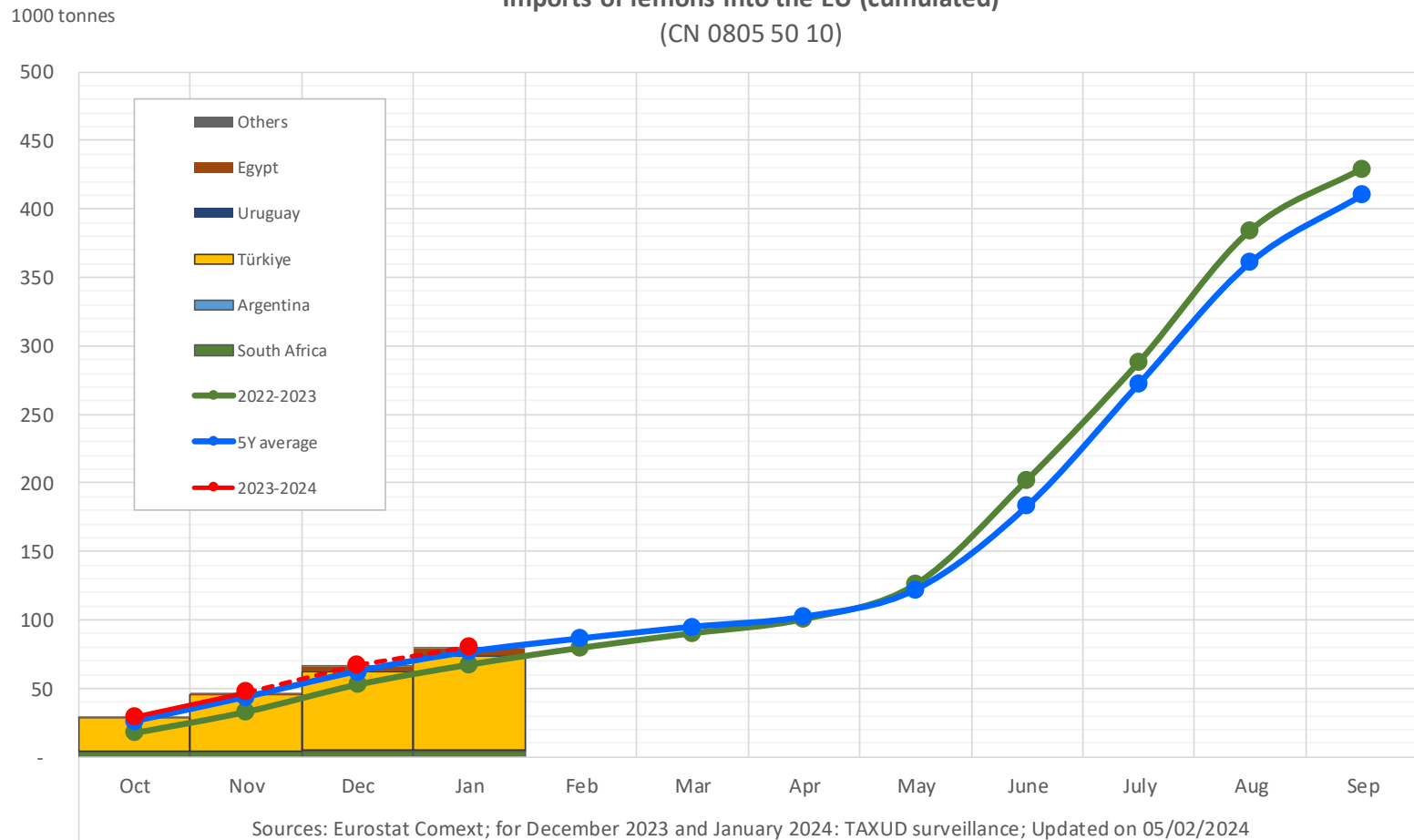
EU monthly imports of small citrus fruits (tonnes)

Sources: Eurostat Comext; for December 2023: TAXUD surveillance

Updated on 19/01/2024

	Oct	Nov	Dec	Jan	Feb	Mar	Apr	May	June	July	Aug	Sep	Total
2022-2023	25.924	18.073	35.311	60.601	60.077	58.561	31.639	25.747	27.277	21.597	58.398	58.902	482.107
5Y average	20.629	24.454	39.350	55.819	59.661	48.423	28.365	17.480	17.804	23.306	38.226	42.714	416.231
2023-2024	35.255	26.966	36.663	-	-	-	-	-	-	-	-	-	98.884
South Africa	21.672	3.274	44	-	-	-	-	-	-	-	-	-	24.991
Morocco	666	9.879	14.218	-	-	-	-	-	-	-	-	-	24.763
Israel	-	46	1.209	-	-	-	-	-	-	-	-	-	1.254
Türkiye	6.013	12.201	12.169	-	-	-	-	-	-	-	-	-	30.382
Peru	4.508	404	115	-	-	-	-	-	-	-	-	-	5.027
Egypt	-	90	2.521	-	-	-	-	-	-	-	-	-	2.611
Others	2.396	1.073	6.387	-	-	-	-	-	-	-	-	-	9.855

Imports of lemons into the EU (cumulated) (CN 0805 50 10)



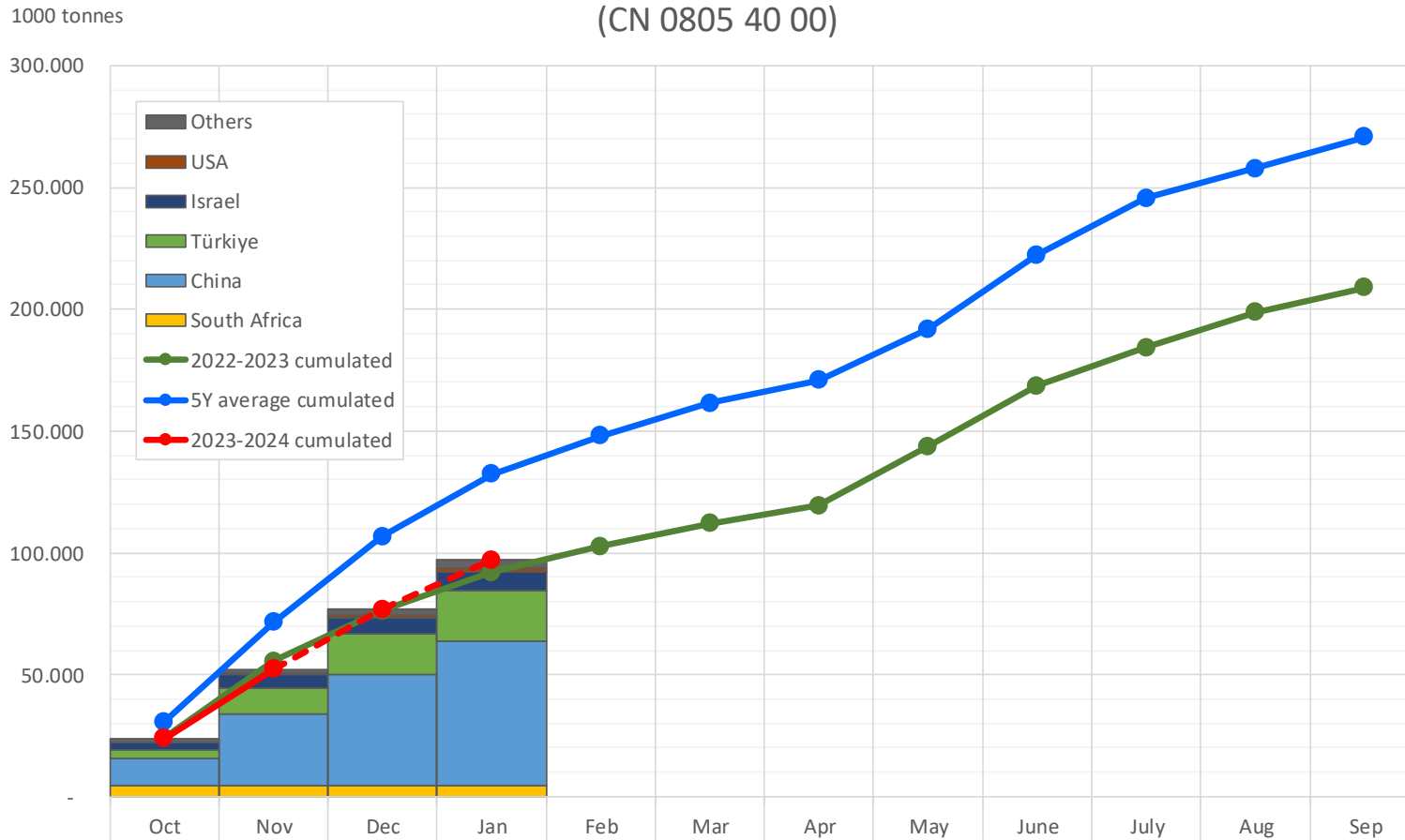
EU monthly lemon imports (tonnes)

Sources: Eurostat Comext; for December 2023 and January 2024: TAXUD surveillance

Updated on 05/02/2024

	Oct	Nov	Dec	Jan	Feb	Mar	Apr	May	June	July	Aug	Sep	Total
2022-2023	17.324	15.445	19.878	14.579	12.309	10.628	10.351	25.273	76.222	85.795	96.239	45.006	429.049
5Y average	25.686	17.693	18.745	14.361	9.654	8.485	7.343	19.817	61.022	89.159	88.922	49.233	410.121
2023-2024	29.202	17.696	19.761	13.428	-	-	-	-	-	-	-	-	80.087
South Africa	3.733	22	92	1	-	-	-	-	-	-	-	-	3.848
Argentina	692	103	-	-	-	-	-	-	-	-	-	-	795
Türkiye	23.917	16.771	17.221	11.062	-	-	-	-	-	-	-	-	68.971
Uruguay	71	-	-	-	-	-	-	-	-	-	-	-	71
Egypt	174	696	2.319	2.309	-	-	-	-	-	-	-	-	5.497
Others	615	105	128	56	-	-	-	-	-	-	-	-	905

Grapefruit imports into the EU (cumulated) (CN 0805 40 00)



Sources: Eurostat Comext; for December 2023 and January 2024: TAXUD surveillance; Updated on 05/02/2024



EU monthly grapefruit imports (tonnes)

Sources: Eurostat Comext; for December 2023 and January 2024: TAXUD surveillance

Updated on 05/02/2024

	Oct	Nov	Dec	Jan	Feb	Mar	Apr	May	June	July	Aug	Sep	Total
2022-2023	24.124	31.332	20.902	15.801	10.444	9.383	7.319	24.307	24.992	15.565	14.619	10.018	208.808
5y average	30.629	40.830	35.271	25.509	15.809	13.542	9.288	21.050	30.236	23.401	12.114	13.003	270.682
2023-2024	23.913	28.363	24.621	20.275	-	-	-	-	-	-	-	-	97.172
South Africa	4.282	209	-	-	-	-	-	-	-	-	-	-	4.492
China	11.359	17.830	16.625	13.426	-	-	-	-	-	-	-	-	59.240
Türkiye	3.761	7.068	5.597	4.423	-	-	-	-	-	-	-	-	20.849
Israel	3.047	2.490	1.223	769	-	-	-	-	-	-	-	-	7.529
USA	0	357	588	648	-	-	-	-	-	-	-	-	1.594
Others	1.464	409	586	1.009	-	-	-	-	-	-	-	-	3.468