



## Advertised Prices for Specialty Crops Products at Major Retail Supermarket Outlets ending during the period of 3/2/2024 to 3/14/2024

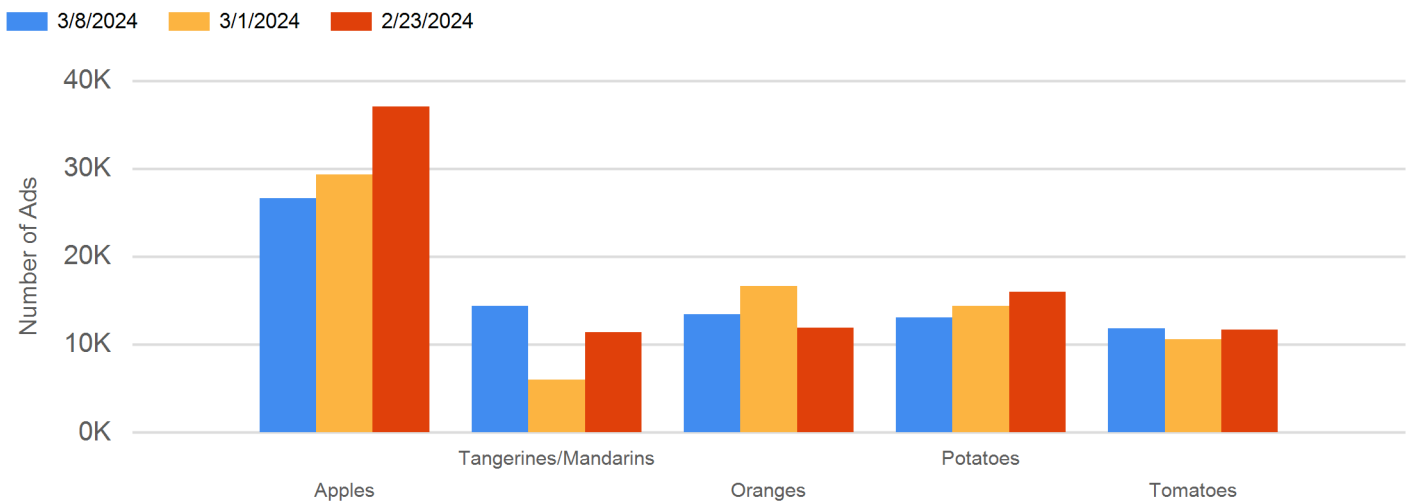
### Spring Sales

Winter is clinging onto much of the country, but inside grocery stores spring has arrived. Colorful tulips, daffodils, and hyacinths greeted shoppers with spring color. Easter lilies have not yet made an appearance in ads, but it won't be long. Artichokes, asparagus, leeks, green beans, and strawberries were featured for lighter spring meals. Deals on cabbage, carrots, onions, and potatoes were abundant ahead of St. Patrick's Day. Lenten favorites such as lemons, limes, cactus pads, poblano chiles, mushrooms, and chayote continued to be popular. Cantaloupes, peaches, and nectarines were among the most-advertised summer fruits this week. Blood oranges, Cara Cara and Navel oranges, grapefruit, tangerines and clementines were heavily advertised as the winter citrus season winds down.

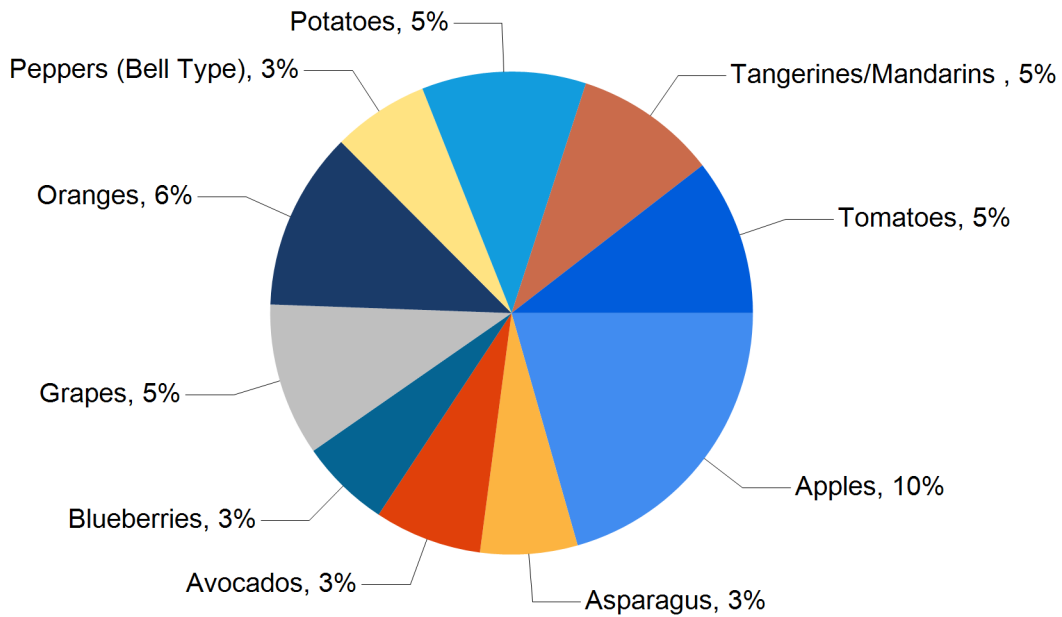
Total ad numbers this week were 265,397, a 4% decrease from last week's total of 277,043. The total for the same week last year was 4% higher at 276,658. The total number of ads broken out by commodity groups: fruit 147,605 (56% of all ads), onions and potatoes 18,555 (7%), vegetables 96,015 (36%), herbs 1,053, ornamentals 556, and hemp 2,666. The number of ads for organic produce was 34,625, 13% of total ads.

The following are the prices of major advertised items (3,000 plus ads) this week, compared to the same week last year. Significant increases in price for fruit this week included seedless grapes (red at 33%, white at 25%), Navel oranges (3 lb. bag) at 30%, strawberries (1 lb.) at 13%, and organic tangerines (2 lb. bag) at 10%. Significant decreases for fruit included pineapples (each) at 21%, tangerines (3 lb. bag) at 21%, Honeycrisp apples (per lb.) at 13%, cantaloupes (each) at 12%, and avocados at 11%. There were no significant changes in price for potatoes and onions this week. Significant increases in price for vegetables this week included broccoli crowns at 12% and Roma tomatoes at 10%. Significant decreases included long seedless cucumbers at 28% and asparagus at 13%.

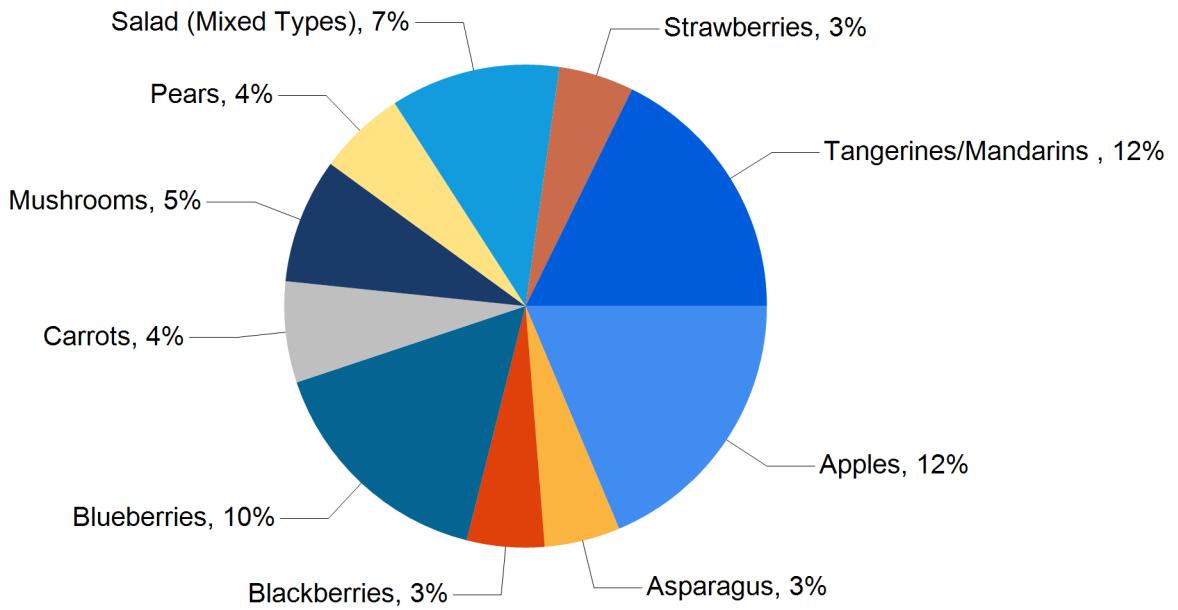
### Top 5 Commodities Featured This Week



### Top 10 Commodities as Percentage of Total Conventional Ads

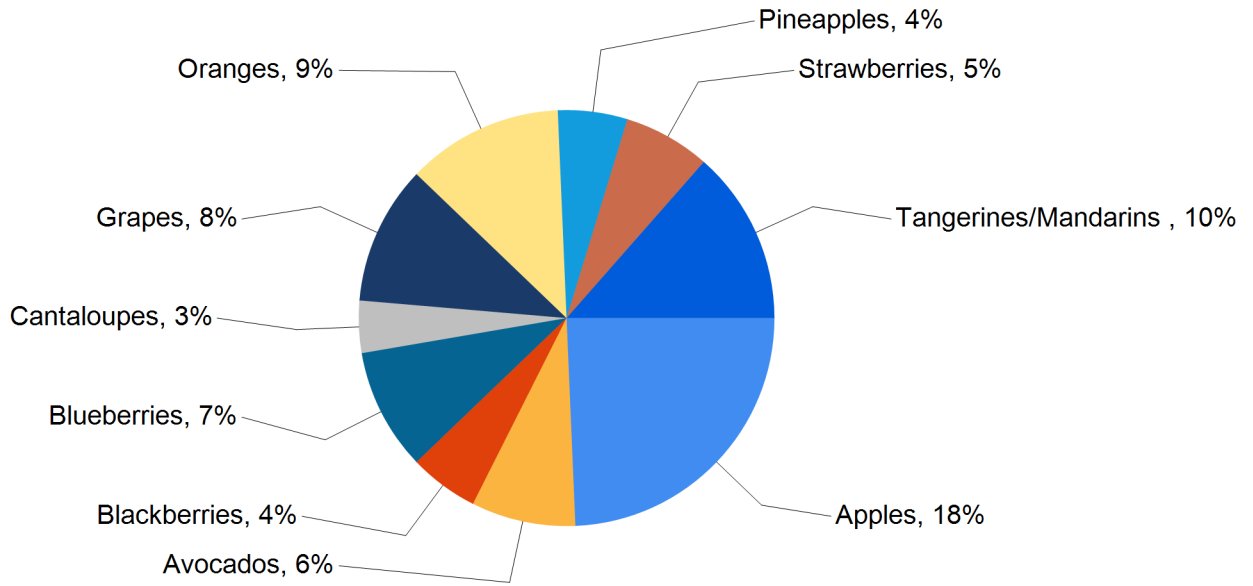


### Top 10 Commodities as Percentage of Total Organic Ads

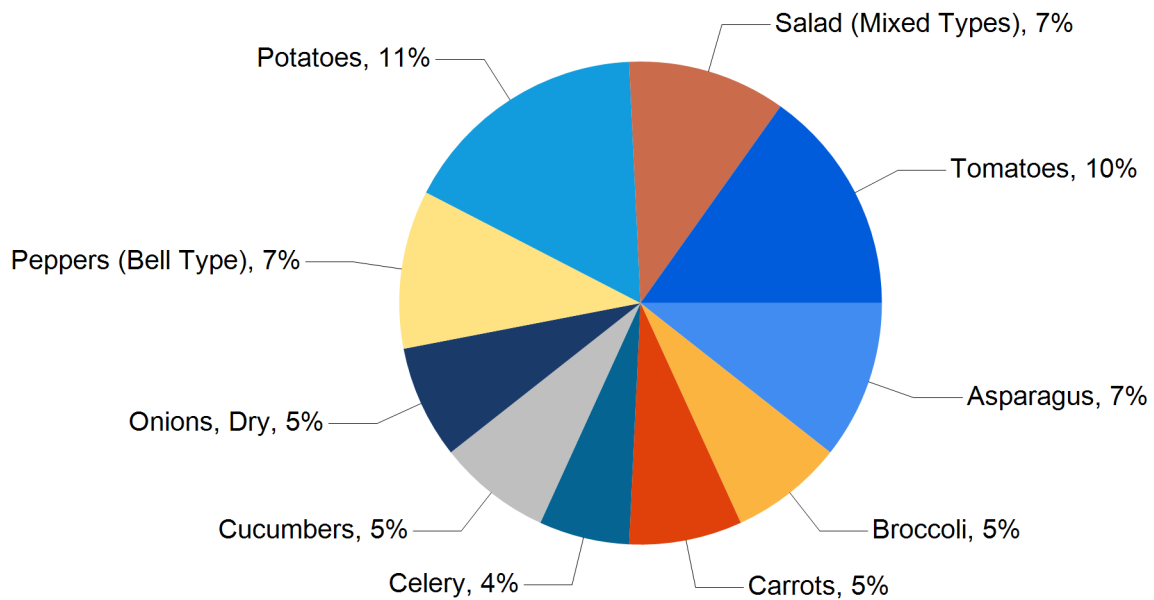


Wtd Avg - Simple weighted average

### Top 10 Fruits as Percentage of Total Fruit Ads



### Top 10 Vegetables as Percentage of Total Vegetable Ads Including Onions and Potatoes



Wtd Avg - Simple weighted average



**NATIONAL CONVENTIONAL SUMMARY**  
(not including AK & HI)

Fruit								
Commodity	Variety	Unit	THIS WEEK		LAST WEEK		LAST YEAR	
			Number of Ads	Wtd Avg Price	Number of Ads	Wtd Avg Price	Number of Ads	Wtd Avg Price
Apple Pears		per lb	40	1.29	6	1.99	6	1.09
Apples	Ambrosia	per lb	1,463	1.41	28	1.17		
Apples	Braeburn	per lb	17	1.14	78	1.08	64	1.42
Apples	Cortland	per lb	413	0.99				
Apples	Empire	per lb	9	0.79	9	0.79		
Apples	Envy	per lb	2,354	1.83	1,644	1.83		
Apples	Fuji	2 lb bag	9	1.29			8	2.99
Apples	Fuji	3 lb bag	606	2.72	611	3.75	698	3.46
Apples	Fuji	per lb	1,383	1.69	3,307	1.69	1,212	1.88
Apples	Gala/Royal Gala	2 lb bag	64	3.05	65	2.56		
Apples	Gala/Royal Gala	3 lb bag	656	3.15	1,897	3.39	786	3.51
Apples	Gala/Royal Gala	5 lb bag	144	3.99	209	4.30	124	6.02
Apples	Gala/Royal Gala	per lb	1,570	1.56	1,790	1.64	1,247	2.00
Apples	Ginger Gold	per lb	8	0.99				
Apples	Golden Delicious	3 lb bag	150	3.40	166	3.45	873	3.16
Apples	Golden Delicious	per lb	98	1.34	57	1.69	197	1.99
Apples	Granny Smith	2 lb bag	10	2.99	37	2.99		
Apples	Granny Smith	3 lb bag	236	3.13	857	3.52	172	3.91
Apples	Granny Smith	per lb	2,214	1.52	3,443	1.77	1,974	1.88
Apples	Honeycrisp	2 lb bag	38	3.49	8	3.00		
Apples	Honeycrisp	3 lb bag	239	5.33	277	3.87	163	3.99
Apples	Honeycrisp	5 lb bag	30	3.98	408	3.99		
Apples	Honeycrisp	per lb	3,373	1.81	4,982	1.66	3,468	2.07
Apples	Jonagold	per lb	148	1.44	18	1.13		
Apples	Jonathan	per lb	18	1.19	9	0.79		
Apples	McIntosh	3 lb bag	37	3.32	607	3.07	72	2.73
Apples	McIntosh	per lb	413	0.99	252	1.99	197	1.99
Apples	OPAL	per lb	42	0.99	122	0.97		
Apples	Pinata	per lb	413	1.99	413	1.99		
Apples	Pink Lady/Cripps Pink	2 lb bag	88	1.32				
Apples	Pink Lady/Cripps Pink	3 lb bag	2,423	2.97	420	3.77	23	1.99
Apples	Pink Lady/Cripps Pink	per lb	1,059	1.42	665	1.49	1,006	1.66
Apples	Red Delicious	2 lb bag	18	2.77	37	2.99		

Wtd Avg - Simple weighted average



Commodity	Variety	Unit	THIS WEEK		LAST WEEK		LAST YEAR	
			Number of Ads	Wtd Avg Price	Number of Ads	Wtd Avg Price	Number of Ads	Wtd Avg Price
Apples	Red Delicious	3 lb bag	259	3.19	1,331	3.25	1,071	3.20
Apples	Red Delicious	5 lb bag	153	3.84	270	4.62		
Apples	Red Delicious	per lb	2,237	1.33	383	1.36	257	1.80
Apples, Processed	Juice	128 oz (1 gallon)	38	6.99	191	6.99	345	5.24
Apples, Processed	Juice	64 oz (1/2 gallon)	2,044	2.68	3,002	2.72	4,002	2.17
Apples, Processed	Juice Marked Cider	128 oz (1 gallon)	235	6.83	14	6.99		
Apples, Processed	Juice Marked Cider	64 oz (1/2 gallon)	30	1.19	17	3.41	201	3.22
Avocados	Hass	each	3,412	1.05	4,966	1.18	8,705	1.18
Avocados	Hass-Marked Extra Large	each	618	1.89	482	1.78		
Avocados	Hass-Marked Large	each	644	1.26	1,357	1.29		
Avocados	Hass-Marked Medium	each	2,307	0.99	612	1.20		
Avocados	Hass-Marked Small	each	391	0.34	460	0.49		
Avocados	Various Greenskin Varieties	each	407	2.45	436	2.42		
Bananas		per lb	688	0.54	672	0.51	241	0.58
Blackberries		1 pint (11-12 oz cntr w/ lid)	607	5.24	135	2.91		
Blackberries		5.6-6 oz package	3,863	2.92	3,677	3.03	6,564	2.69
Blueberries		1 pint (11-12 oz cntr w/ lid)	4,044	3.73	4,039	3.51		
Blueberries		18 oz package	901	6.04	781	5.68	541	4.61
Blueberries		4.4 oz package	19	3.00				
Blueberries		6 oz package	1,646	3.38	2,040	3.28	1,069	3.07
Cantaloupes		each	3,627	3.04	2,540	2.90	1,612	3.44
Cantaloupes		per lb	305	0.59	529	0.77	424	0.99
Cherries	Red Varieties	per lb	7	5.99	294	5.70		
Clementines		2 lb bag	117	3.44	57	4.13	637	3.34
Clementines		3 lb bag	748	5.14	900	4.74	1,851	4.87
Clementines		per lb	117	2.80				
Grapefruit	RED	4 lb film bags	131	4.99				
Grapefruit	RED	5 lb bag	1,119	4.36	258	4.30	241	5.72
Grapefruit	RED	8 lb film bags	255	6.99				
Grapefruit	RED	each	214	1.27	710	1.35	137	1.38
Grapefruit	RED	per lb	8	0.88	324	0.98	264	1.40
Grapes	Black Seedless	per lb	1,916	2.64	3,853	2.79	2,369	2.19
Grapes	Red Globe Seeded Type	per lb	282	2.99	384	2.96	340	2.72
Grapes	Red Seedless	per lb	4,499	3.07	6,924	2.95	7,974	2.30
Grapes	White Seedless Type	per lb	4,443	2.82	7,606	2.98	5,270	2.26
Honeydews		each	2,193	4.02	565	4.42	1,284	3.96

Wtd Avg - Simple weighted average



Commodity	Variety	Unit	THIS WEEK		LAST WEEK		LAST YEAR	
			Number of Ads	Wtd Avg Price	Number of Ads	Wtd Avg Price	Number of Ads	Wtd Avg Price
Honeydews		per lb	63	0.72	34	0.95	155	0.95
Kiwifruit	Hayward	each	219	0.69	2,373	0.43	644	0.52
Kiwifruit	Yellow Flesh	1-lb containers with lids	24	4.99	81	5.48		
Lemons		1 lb bag	95	2.50	272	3.03		
Lemons		2 lb bag	1,346	3.48	578	3.59	1,138	3.70
Lemons		each	2,662	0.78	2,314	0.64	3,676	0.69
Lemons		per lb	122	0.82	175	0.79	114	0.52
Limes		each	585	0.52	1,679	0.37	923	0.65
Limes		per lb	42	0.99				
Mangoes	Round Varieties	each	670	1.02	217	1.54		
Mangoes	Round Varieties Marked Extra Large	each	13	2.50				
Mangoes	Round Varieties Marked Large	each	6	1.69	42	2.00		
Mangoes	Yellow Varieties	each	2,423	1.04	607	1.15		
Mangoes	Yellow Varieties Marked Large	each	322	0.99	38	1.29		
Nectarines	Various White Flesh Varieties	per lb	17	2.44	416	2.71	22	2.49
Nectarines	Various Yellow Flesh Varieties	per lb	4,431	2.63	4,732	2.63	3,844	2.57
Oranges	Navel	3 lb bag	3,145	4.38	2,178	4.94	1,814	3.36
Oranges	Navel	4 lb bag	2,245	5.08	931	4.71	3,008	3.88
Oranges	Navel	8 lb bag	984	7.80	1,351	6.72	107	6.99
Oranges	Navel	each	1,135	0.91	1,403	0.96	2,497	0.87
Oranges	Navel	per lb	1,586	1.07	3,488	1.32	1,940	1.29
Oranges	Navel, Cara Cara	3 lb bag	2,237	4.21	4,059	3.64		
Oranges	Navel, Cara Cara	4 lb bag	12	4.99				
Oranges	Navel, Cara Cara	each	559	1.02	708	0.95		
Oranges	Navel, Cara Cara	per lb	805	1.16	916	1.57		
Oranges	Valencia	4 lb bag	296	5.37	390	5.91	274	4.99
Papaya	Maradol/Tainung Types	each	429	0.99			8	3.99
Papaya	Maradol/Tainung Types	per lb	444	1.18	1,074	0.92	166	0.93
Papaya	Solo Type	each	8	3.99	19	4.99		
Peaches	Various Yellow Flesh Varieties	per lb	3,783	2.60	4,714	2.64	3,701	2.67
Pears	Bartlett	per lb	309	1.63	550	1.96	2,142	1.91
Pears	Bosc	per lb	697	1.42	1,476	1.74	2,849	1.75
Pears	D'Anjou	3 lb bag	79	4.89	245	3.99	29	4.99
Pears	D'Anjou	per lb	1,739	1.69	1,840	1.65	3,599	1.64
Pineapples		each	5,907	2.35	4,074	2.80	1,978	2.99
Pineapples		per lb	293	0.80	627	0.76	386	0.72
Plums		per lb	2,438	2.54	3,147	2.41	1,488	2.72

Wtd Avg - Simple weighted average



Commodity	Variety	Unit	THIS WEEK		LAST WEEK		LAST YEAR	
			Number of Ads	Wtd Avg Price	Number of Ads	Wtd Avg Price	Number of Ads	Wtd Avg Price
Plums	Interspecific Type	per lb	1,260	3.51	1,430	3.49	1,195	3.49
Prunes		per lb	16	2.99				
Raspberries		1 pint (11-12 oz cntr w/ lid)	776	3.09				
Raspberries		6 oz package	2,011	3.38	1,777	3.29		
Strawberries		1 lb package	4,768	2.97	6,045	3.02	9,321	2.64
Strawberries		1 pint (11-12 oz cntr w/ lid)	8	4.49				
Strawberries		2 lb package	1,246	5.30	581	5.01	1,023	5.41
Tangelos		3 lb bag	78	3.82	1,326	4.81	219	3.42
Tangelos		each	102	1.06	64	1.00		
Tangelos		per lb	12	1.39	295	1.70	190	1.10
Tangerines/Mandarins		2 lb bag	491	3.79	1,141	3.65	874	4.08
Tangerines/Mandarins		3 lb bag	9,403	3.97	1,844	4.57	1,335	5.00
Tangerines/Mandarins		5 lb package	257	6.51	1,516	7.07	61	7.99
Tangerines/Mandarins		each	19	0.80	10	0.33	100	1.60
Tangerines/Mandarins		per lb	231	2.11	189	1.71	366	2.63
Watermelons	Red Flesh Seedless Miniature	each	689	4.41	552	4.43	399	4.57
Watermelons	Red Flesh Seedless Type	each	45	5.55	11	7.99	107	4.17
Watermelons	Red Flesh Seedless Type	per lb	135	0.81	126	1.23	128	0.73

**Potatoes & Onions**

Commodity	Variety	Unit	THIS WEEK		LAST WEEK		LAST YEAR	
			Number of Ads	Wtd Avg Price	Number of Ads	Wtd Avg Price	Number of Ads	Wtd Avg Price
Onions, Dry	RED	per lb	525	1.53	203	1.49	1,210	0.97
Onions, Dry	WHITE	per lb	23	1.31	9	1.49	814	0.76
Onions, Dry	YELLOW	2 lb bag	736	1.86	411	1.97	1,249	1.53
Onions, Dry	YELLOW	3 lb bag	1,844	2.34	285	2.57	4,726	2.52
Onions, Dry	YELLOW	5 lb bag	9	2.98				
Onions, Dry	YELLOW	per lb	432	1.00	1,886	0.88	1,154	0.82
Onions, Dry	YELLOW MARKED SWEET	10 lb bag	53	4.88				
Onions, Dry	YELLOW MARKED SWEET	2 lb bag	50	2.21	99	1.95	585	1.59
Onions, Dry	YELLOW MARKED SWEET	3 lb bag	357	4.82	391	3.70	302	3.37
Onions, Dry	YELLOW MARKED SWEET	per lb	1,054	1.23	668	1.33	1,384	1.21
Potatoes	ROUND RED	3 lb bag	575	2.33	178	2.26	613	3.04
Potatoes	ROUND RED	5 lb bag	1,555	2.75	860	3.56	5,948	3.36
Potatoes	ROUND RED	per lb	570	0.93	772	1.17	1,552	0.81
Potatoes	ROUND WHITE	10 lb bag	19	2.99	13	2.99		
Potatoes	ROUND WHITE	5 lb bag	1,447	3.70	103	2.79	538	2.57

Wtd Avg - Simple weighted average



Commodity	Variety	Unit	THIS WEEK		LAST WEEK		LAST YEAR	
			Number of Ads	Wtd Avg Price	Number of Ads	Wtd Avg Price	Number of Ads	Wtd Avg Price
Potatoes	ROUND WHITE	per lb	103	0.98	240	1.33	289	0.99
Potatoes	RUSSET	10 lb bag	875	4.06	2,621	4.20	417	5.66
Potatoes	RUSSET	3 lb bag	269	1.93	8	1.50	114	1.48
Potatoes	RUSSET	5 lb bag	3,177	3.12	5,630	3.09	2,738	3.22
Potatoes	RUSSET	8 lb bag	895	4.28	283	4.69	9	2.99
Potatoes	RUSSET	per lb	789	0.87	961	0.87	378	1.02
Potatoes	YELLOW TYPE	3 lb bag	249	2.42	208	2.07	401	3.36
Potatoes	YELLOW TYPE	5 lb bag	1,282	2.82	831	4.08	1,786	3.79
Potatoes	YELLOW TYPE	per lb	240	1.13	644	1.19	160	0.92

**Vegetables**

Commodity	Variety	Unit	THIS WEEK		LAST WEEK		LAST YEAR	
			Number of Ads	Wtd Avg Price	Number of Ads	Wtd Avg Price	Number of Ads	Wtd Avg Price
Artichokes		each	3,111	2.57	1,196	2.67	1,964	2.38
Asparagus	GREEN	per lb	7,075	2.43	8,459	2.50	2,689	2.79
Beans	ROUND GREEN TYPE	12 oz bag	415	3.16	225	2.69		
Beans	ROUND GREEN TYPE	per lb	512	1.91	496	1.97	3,430	1.72
Beets		per lb	20	0.75	17	0.99	76	1.08
Bok Choy		per lb	46	1.46	49	1.63	41	2.00
Broccoli		per bunch	1,305	2.96	1,061	2.87	206	2.26
Broccoli		per lb	67	1.71	460	1.36	485	1.67
Broccoli	CROWN CUT	per lb	4,126	1.98	3,911	1.85	1,919	1.77
Brussels Sprouts		1 lb bag	620	2.80	258	2.75		
Brussels Sprouts		12 oz bag	147	3.07	185	2.50		
Brussels Sprouts		2 lb bag	190	7.99				
Brussels Sprouts		per lb	392	1.95	1,233	2.45	731	2.38
Cabbage	RED TYPE	per lb	11	0.79			11	0.99
Cabbage	ROUND GREEN TYPE	per lb	3,285	0.58	1,984	0.67	12,137	0.62
Cactus Leaf (Nopales)		per lb	435	0.79	288	1.03	211	0.81
Carrots		1 lb bag	267	0.99	63	1.01	1,270	0.99
Carrots		2 lb bag	1,591	1.76	531	1.56	3,247	1.62
Carrots		5 lb film bag	167	2.73	59	3.18		
Carrots		per bunch	9	1.99	20	2.00		
Carrots		per lb	193	0.64	224	0.60	232	0.62
Carrots	BABY PEELED	1 lb bag	1,252	1.29	4,325	1.21	2,706	1.30
Carrots	BABY PEELED	2 lb bag	170	2.61	428	2.86	1,036	2.27
Cauliflower		each	1,313	2.52	1,480	3.06	1,299	2.63

Wtd Avg - Simple weighted average





Commodity	Variety	Unit	THIS WEEK		LAST WEEK		LAST YEAR	
			Number of Ads	Wtd Avg Price	Number of Ads	Wtd Avg Price	Number of Ads	Wtd Avg Price
Cauliflower		per lb	174	1.81	782	1.33	264	1.54
Celery		each	2,737	1.56	1,136	1.64	1,262	1.79
Celery	HEARTS	per package	1,545	2.43	533	2.86		
Chayote		each	81	0.53	878	0.42	86	0.41
Chayote		per lb	134	0.96	144	0.99	90	0.81
Chinese Cabbage		per lb	16	0.58	15	0.67	23	0.86
Cilantro		per bunch	883	0.53	3,046	0.79	428	0.50
Collards		1 lb bag	159	2.59	85	2.49	438	2.15
Collards		per bunch	46	2.98	118	0.99	152	1.23
Collards		per lb	9	0.99	92	1.41	199	1.47
Corn-Sweet		each	841	0.68	428	0.71	482	0.68
Corn-Sweet		trays 4-5 ears film wrapped	251	5.01	236	5.04		
Cucumbers		each	646	0.83	2,619	0.77	2,511	0.78
Cucumbers	LONG SEEDLESS - Greenhouse	each	4,263	1.19	1,142	1.43	756	1.65
Eggplant		per lb	78	1.49	247	1.77	465	1.21
Garlic		per lb	37	3.99			22	2.99
Garlic		per sleeve	546	1.31	398	2.04	449	1.11
Jalapeno Peppers		per lb	2,704	1.22	2,728	1.24	1,736	1.06
Kale		1 lb bag	159	2.59	85	2.49	430	2.15
Kale		per bunch	54	2.83	118	1.08	235	1.21
Kale		per lb	9	0.99	75	1.44	199	1.47
Leeks		per bunch	6	2.98				
Lettuce	Green Leaf	each	105	1.47	296	1.29	522	1.50
Lettuce	Green Leaf	per lb	65	2.49	82	2.39	115	2.07
Lettuce	Iceberg	each	594	1.60	1,240	1.61	1,337	1.99
Lettuce	Red Leaf	each	79	1.50	259	1.35	129	1.26
Lettuce	Red Leaf	per lb	65	2.49	82	2.39	115	2.07
Lettuce	Romaine	each	130	1.72	220	1.39	286	1.21
Lettuce	Romaine	per lb	65	2.49	87	2.24	52	2.74
Lettuce	Romaine (Hearts)	3 count	2,204	3.39	625	3.34	2,317	3.10
Mixed Mini Sweet Peppers		1 lb package	519	3.61	1,276	3.60	454	2.78
Mushrooms	CREMINI	6 oz package	11	2.50				
Mushrooms	CREMINI	8 oz package	648	2.43	2,558	2.01		
Mushrooms	WHITE	8 oz package	1,956	2.30	1,558	1.87	1,431	2.01
Mushrooms	WHITE	per lb	14	2.99	22	3.72	8	4.99
Mustard		1 lb bag	30	2.99	11	2.50		
Mustard		per bunch	46	2.98	84	0.83		

Wtd Avg - Simple weighted average



National Retail Report - Specialty Crops  
Friday, March 8, 2024 - Page 10

Commodity	Variety	Unit	THIS WEEK		LAST WEEK		LAST YEAR	
			Number of Ads	Wtd Avg Price	Number of Ads	Wtd Avg Price	Number of Ads	Wtd Avg Price
Onions, Green		per bunch	1,882	0.84	462	0.91	990	0.89
Peppers (Bell Type)	GREEN	each	502	0.91	1,165	0.98	2,635	0.93
Peppers (Bell Type)	GREEN	per lb	146	2.16	44	1.59	236	1.69
Peppers (Bell Type)	ORANGE - Greenhouse	each	17	2.00	86	1.67	418	1.18
Peppers (Bell Type)	ORANGE	each	1,578	1.44	813	1.40	1,640	1.18
Peppers (Bell Type)	ORANGE	per lb	280	3.93	23	3.14	522	3.32
Peppers (Bell Type)	RED - Greenhouse	each	289	1.69	475	1.61	418	1.16
Peppers (Bell Type)	RED	each	1,905	1.33	1,261	1.24	2,310	1.16
Peppers (Bell Type)	RED	per lb	416	3.58	307	2.49	463	3.13
Peppers (Bell Type)	YELLOW - Greenhouse	each	17	2.00	203	1.53	418	1.19
Peppers (Bell Type)	YELLOW	each	1,594	1.42	826	1.39	1,891	1.19
Peppers (Bell Type)	YELLOW	per lb	280	3.93	23	3.14	522	3.32
Radishes		1 lb bag	246	1.05	92	1.20	397	1.01
Radishes		per bunch	656	0.88	387	0.86	646	0.79
Salad (Mixed Types)		10-12 oz package	2,939	2.84	2,706	2.68	1,956	2.87
Salad (Mixed Types)		5-9 oz package	2,851	2.95	2,863	2.76	3,584	2.75
Serrano Peppers		per lb	113	0.95	539	1.97	17	1.64
Spinach		per bunch	172	1.11	115	1.26	35	1.22
Spinach	FLAT TYPE	5-7 oz package	1,533	2.90	1,491	3.20		
Spinach	FLAT TYPE	8-10 oz package	723	2.11	416	2.68		
Squash	Acorn	per lb	113	1.49	82	1.05	1,041	0.89
Squash	Butternut	per lb	113	1.49	1,404	0.89	1,041	0.89
Squash	GREY	per lb	351	0.94	359	0.86	247	0.88
Squash	Kabocha	per lb	97	1.19	106	1.11		
Squash	Spaghetti	per lb	353	1.45	1,319	0.90	1,041	0.89
Squash	Yellow Crookneck/Straightneck	per lb	719	1.79	682	1.46	1,472	1.47
Squash	Zucchini	per lb	1,201	1.52	1,068	1.50	2,240	1.39
Sweet Potatoes		3 lb bag	11	2.99	72	2.99		
Sweet Potatoes		per lb	1,194	1.08	997	1.25	1,560	0.99
Swiss Chard		per lb	9	1.49				
Tomatillos		per lb	736	1.05	757	1.03	890	0.94
Tomatoes		per lb	989	2.04	732	1.99	3,018	1.83
Tomatoes	Cherry Type	10 oz package	176	2.57	15	2.90		
Tomatoes	GRAPE TYPE - Greenhouse	1 pint package	413	2.50				
Tomatoes	GRAPE TYPE	1 pint package	723	2.59	322	2.89	1,419	1.62
Tomatoes	GRAPE TYPE	10 oz package	947	2.77	257	2.43	2,477	2.26
Tomatoes	Plum Type (Roma)	per lb	3,112	1.40	3,722	1.15	2,014	1.27

Wtd Avg - Simple weighted average



Commodity	Variety	Unit	THIS WEEK		LAST WEEK		LAST YEAR	
			Number of Ads	Wtd Avg Price	Number of Ads	Wtd Avg Price	Number of Ads	Wtd Avg Price
Tomatoes	VINE RIPES	per lb	214	1.49	731	1.60	786	1.75
Tomatoes	VINE RIPES - Greenhouse	per lb	847	2.18	74	2.24	212	1.75
Tomatoes	VINE RIPES - ON THE VINE - Greenhouse	per lb	3,998	1.94	3,989	1.83	1,300	2.10
Turnip Tops		1 lb bag	67	2.99	11	2.50		
Turnip Tops		per bunch	46	2.98	76	0.81		

**Other Specialty Crop Items**

Commodity	Variety	Unit	THIS WEEK		LAST WEEK		LAST YEAR	
			Number of Ads	Wtd Avg Price	Number of Ads	Wtd Avg Price	Number of Ads	Wtd Avg Price
Hemp Protein		16 oz	356	17.57	347	17.64	52	19.99
Hemp Protein		8 oz	52	9.99				
Hemp Seeds Shelled		8 oz	447	9.80	471	9.95		

**Seasonal Items**

Commodity	Variety	Unit	THIS WEEK		LAST WEEK		LAST YEAR	
			Number of Ads	Wtd Avg Price	Number of Ads	Wtd Avg Price	Number of Ads	Wtd Avg Price
Ornamentals	Chrysanthemums	6 inch pot	42	12.00	42	12.00		
Ornamentals	Daffodils	bunched 10s	79	2.91	126	2.98	201	3.70
Ornamentals	Rose, Hybrid Tea	bunched 12s	79	11.22	606	15.67	477	10.36
Ornamentals	Tulips	6 inch pot	46	6.99	15	9.99		
Ornamentals	Tulips	bunched 10s	310	7.91	321	7.68	475	7.95

Wtd Avg - Simple weighted average



### REGIONAL CONVENTIONAL DETAILS

Commodity	Variety	Unit	NORTHEAST U.S.				SOUTHEAST U.S.				MIDWEST U.S.			
			Price Range	Number of Ads	Wtd Avg Price	% Marked Local	Price Range	Number of Ads	Wtd Avg Price	% Marked Local	Price Range	Number of Ads	Wtd Avg Price	% Marked Local
<b>FRUIT</b>														
Apples	Ambrosia	per lb	0.99	104	0.99		1.49	1195	1.49		0.49 - 1.59	139	1.03	
Apples	Braeburn	per lb									0.49	7	0.49	
Apples	Cortland	per lb	0.99	413	0.99									
Apples	Empire	per lb	0.79	9	0.79									
Apples	Envy	per lb					1.99	463	1.99		0.99 - 1.99	942	1.79	
Apples	Fuji	2 lb bag					1.29	9	1.29					
Apples	Fuji	3 lb bag	2.49 - 3.99	281	2.87		2.49 - 2.50	103	2.49		2.00 - 3.50	192	2.59	
Apples	Fuji	per lb	0.79 - 1.99	80	1.41		0.99 - 1.99	126	1.65		0.69 - 1.49	327	1.45	
Apples	Gala/Royal Gala	2 lb bag					2.99 - 3.28	56	3.23					
Apples	Gala/Royal Gala	3 lb bag	2.99 - 3.99	210	3.05		2.99 - 3.99	84	3.37		2.00 - 3.99	215	2.74	
Apples	Gala/Royal Gala	5 lb bag	3.99	144	3.99									
Apples	Gala/Royal Gala	per lb	0.99 - 1.79	432	1.01		1.29	12	1.29		0.79 - 1.49	327	1.45	
Apples	Ginger Gold	per lb	0.99	8	0.99									
Apples	Golden Delicious	3 lb bag	2.99	13	2.99		2.99 - 3.49	67	3.21		2.59 - 3.99	58	3.58	
Apples	Golden Delicious	per lb	0.79	9	0.79						0.98 - 1.49	68	1.43	
Apples	Granny Smith	2 lb bag					2.99	10	2.99					
Apples	Granny Smith	3 lb bag	2.99 - 4.99	206	3.15									
Apples	Granny Smith	per lb	0.99 - 1.99	761	1.12		1.29 - 1.99	255	1.93		0.98 - 1.49	344	1.45	
Apples	Honeycrisp	2 lb bag					3.49	38	3.49					
Apples	Honeycrisp	3 lb bag									2.99 - 6.99	169	6.07	
Apples	Honeycrisp	per lb	0.99 - 2.99	992	1.99		0.98 - 1.99	616	1.67		0.88 - 3.49	605	1.51	
Apples	Jonagold	per lb	0.79	9	0.79						1.46 - 1.48	139	1.48	
Apples	Jonathan	per lb	0.79	9	0.79						1.59	9	1.59	
Apples	McIntosh	3 lb bag					3.49	30	3.49		2.59	7	2.59	
Apples	McIntosh	per lb	0.99	413	0.99									
Apples	Pinata	per lb	1.99	413	1.99									
Apples	Pink Lady/Cripps Pink	2 lb bag					1.49	15	1.49					
Apples	Pink Lady/Cripps Pink	3 lb bag	2.89 - 3.99	466	2.95		2.89 - 3.99	758	3.22		2.50 - 3.99	830	2.90	
Apples	Pink Lady/Cripps Pink	per lb	0.99 - 1.99	149	1.20						0.99 - 1.69	433	1.36	
Apples	Red Delicious	2 lb bag					2.50 - 2.99	18	2.77					
Apples	Red Delicious	3 lb bag	3.00	20	3.00		2.99 - 3.99	120	3.36		2.59 - 3.99	60	3.70	
Apples	Red Delicious	5 lb bag	3.99	144	3.99						1.46	9	1.46	
Apples	Red Delicious	per lb	0.79 - 1.49	520	1.06		0.58 - 1.69	1441	1.46		0.98 - 1.49	75	1.42	
Apples, Processed	Juice	128 oz (1 gallon)	6.99	38	6.99									

Wtd Avg - Simple weighted average



National Retail Report - Specialty Crops  
Friday, March 8, 2024 - Page 13

Commodity	Variety	Unit	NORTHEAST U.S.				SOUTHEAST U.S.				MIDWEST U.S.			
			Price Range	Number of Ads	Wtd Avg Price	% Marked Local	Price Range	Number of Ads	Wtd Avg Price	% Marked Local	Price Range	Number of Ads	Wtd Avg Price	% Marked Local
Apples, Processed	Juice	64 oz (1/2 gallon)	1.99 - 5.79	475	2.56		2.48 - 3.50	648	2.85		1.99 - 3.49	292	2.97	
Apples, Processed	Juice Marked Cider	128 oz (1 gallon)	5.99 - 6.99	221	6.82	82	6.99	14	6.99	100				
Avocados	Hass	each	0.99 - 2.50	1018	1.09		0.69 - 1.25	640	1.15		0.58 - 1.50	372	1.06	
Avocados	Hass-Marked Extra Large	each	1.50	22	1.50		2.00	52	2.00		1.00 - 1.67	51	1.46	
Avocados	Hass-Marked Large	each	1.25	34	1.25						0.99 - 1.50	39	1.29	
Avocados	Hass-Marked Medium	each	2.22	122	2.22		0.75	463	0.75		0.50 - 1.11	670	0.80	
Avocados	Various Greenskin Varieties	each	1.25 - 2.50	41	1.98		2.50	366	2.50					
Bananas		per lb	0.59 - 0.69	218	0.62		0.49 - 0.59	42	0.59		0.39 - 0.48	207	0.39	
Blackberries		1 pint (11-12 oz cntr w/ lid)	5.88	162	5.88						2.50 - 5.99	85	2.83	
Blackberries		5.6-6 oz package	1.39 - 3.99	882	2.40		1.99 - 3.99	614	3.32		1.50 - 3.50	492	3.06	
Blueberries		1 pint (11-12 oz cntr w/ lid)	2.49 - 4.99	826	3.83		2.50 - 3.99	1697	3.91		0.99 - 4.49	548	3.30	
Blueberries		18 oz package	6.99	20	6.99		6.99	483	6.99		5.99	8	5.99	
Blueberries		4.4 oz package	3.00	19	3.00									
Blueberries		6 oz package	3.99	38	3.99		2.99 - 3.50	529	3.39		2.50	60	2.50	
Cantaloupes		each	2.00 - 3.99	1359	2.88		0.88 - 3.99	1179	3.20		2.00 - 3.99	695	3.17	
Cantaloupes		per lb									0.69 - 0.77	63	0.72	
Cherries	Red Varieties	per lb	5.99	7	5.99									
Clementines		2 lb bag					4.99	43	4.99					
Clementines		3 lb bag	3.99 - 5.99	147	5.27		3.99 - 4.99	23	4.38		3.99 - 5.99	114	4.43	
Clementines		per lb									1.99	22	1.99	
Grapefruit	RED	4 lb film bags	4.99	131	4.99									
Grapefruit	RED	5 lb bag	4.99 - 5.99	354	5.08						3.99 - 4.99	765	4.03	
Grapefruit	RED	each	1.67	19	1.67						1.25	20	1.25	
Grapefruit	RED	per lb									0.88	8	0.88	
Grapes	Black Seedless	per lb	1.99 - 3.99	1488	2.68		2.99	14	2.99		2.49 - 3.49	171	2.99	
Grapes	Red Globe Seeded Type	per lb	2.99	220	2.99		2.99	54	2.99		2.98	8	2.98	
Grapes	Red Seedless	per lb	1.99 - 3.99	1577	2.77		1.99 - 3.49	1490	3.35		0.99 - 3.49	389	2.65	
Grapes	White Seedless Type	per lb	1.49 - 3.99	1892	2.73		1.99 - 3.49	287	2.82		0.99 - 3.49	538	2.78	
Honeydews		each	3.99 - 5.99	799	4.12		3.34 - 4.99	1380	3.97		2.99	6	2.99	
Honeydews		per lb									0.69 - 0.77	63	0.72	
Kiwifruit	Hayward	each	0.60 - 0.83	84	0.80		0.50	37	0.50		0.67	92	0.67	
Lemons		2 lb bag	2.49 - 3.99	374	3.07		2.49 - 4.99	471	4.13		2.99	44	2.99	
Lemons		each	0.34 - 1.00	573	0.69		0.34 - 0.79	1100	0.77		0.50 - 0.75	58	0.67	
Lemons		per lb									0.79 - 0.89	15	0.84	
Limes		each	0.30 - 1.00	266	0.63		0.12 - 0.67	160	0.45		0.40 - 0.75	17	0.56	
Mangoes	Round Varieties	each	2.50	34	2.50		0.75	463	0.75					

Wtd Avg - Simple weighted average



National Retail Report - Specialty Crops  
Friday, March 8, 2024 - Page 14

Commodity	Variety	Unit	NORTHEAST U.S.				SOUTHEAST U.S.				MIDWEST U.S.			
			Price Range	Number of Ads	Wtd Avg Price	% Marked Local	Price Range	Number of Ads	Wtd Avg Price	% Marked Local	Price Range	Number of Ads	Wtd Avg Price	% Marked Local
Mangoes	Yellow Varieties	each	0.88 - 1.66	191	1.06		1.00 - 1.12	138	1.07		0.33 - 1.12	232	0.99	
Mangoes	Yellow Varieties Marked Large	each	0.99	322	0.99									
Nectarines	Various White Flesh Varieties	per lb									2.49	14	2.49	
Nectarines	Various Yellow Flesh Varieties	per lb	2.49 - 2.99	422	2.80		1.99 - 3.79	2047	2.90		1.67 - 4.49	535	2.08	
Oranges	Navel	3 lb bag	3.49 - 4.99	82	3.62		1.95 - 5.99	2728	4.52		1.95 - 5.99	201	3.46	
Oranges	Navel	4 lb bag	4.99 - 6.99	476	5.34		4.99	1272	4.99		3.89 - 5.99	284	4.99	
Oranges	Navel	8 lb bag	7.99	596	7.99		4.99 - 9.99	48	8.53		6.99	39	6.99	
Oranges	Navel	each	0.67 - 1.67	597	1.05		0.50 - 1.00	88	0.85		0.99 - 1.25	157	1.07	
Oranges	Navel	per lb	0.99 - 1.49	16	1.30		1.69	11	1.69		0.88 - 1.68	382	1.38	
Oranges	Navel, Cara Cara	3 lb bag	3.99 - 5.99	934	4.20		3.49 - 5.99	660	4.92		2.99 - 5.50	339	3.29	
Oranges	Navel, Cara Cara	4 lb bag					4.99	12	4.99					
Oranges	Navel, Cara Cara	each	1.00	187	1.00		1.00	228	1.00		0.99 - 1.25	144	1.08	
Oranges	Navel, Cara Cara	per lb	1.00	74	1.00						0.99 - 1.49	52	1.20	
Oranges	Valencia	4 lb bag	3.99 - 5.99	256	5.59		3.99	40	3.99					
Papaya	Maradol/Tainung Types	each	0.99	322	0.99						0.99	13	0.99	
Papaya	Maradol/Tainung Types	per lb	1.29 - 1.49	32	1.43		0.79 - 1.49	39	0.88		1.99	92	1.99	
Peaches	Various Yellow Flesh Varieties	per lb	2.49 - 2.99	429	2.79		1.99 - 2.99	1672	2.71		1.67 - 4.49	516	2.44	
Pears	Bartlett	per lb	1.79 - 1.99	20	1.88		1.68	53	1.68		1.29 - 1.79	150	1.60	
Pears	Bosc	per lb	1.69 - 1.99	72	1.87		1.68	53	1.68		0.99 - 1.69	371	1.48	
Pears	D'Anjou	per lb	1.69 - 1.99	385	1.96		1.39 - 1.99	558	1.92		1.29 - 1.99	432	1.52	
Pineapples		each	1.69 - 4.49	1990	2.67		1.69 - 3.99	1328	2.51		1.69 - 3.99	1933	1.89	
Plums		per lb	2.49 - 3.99	296	3.03		1.99 - 3.79	855	2.79		1.99 - 3.49	390	2.54	
Plums	Interspecific Type	per lb	3.99	38	3.99		3.49	1195	3.49					
Raspberries		1 pint (11-12 oz cntr w/ lid)					2.29	530	2.29		5.99	8	5.99	
Raspberries		6 oz package	3.33 - 3.99	235	3.56		2.50 - 3.99	543	3.46		2.50 - 3.99	698	3.40	
Strawberries		1 lb package	1.98 - 4.99	1167	2.90		1.98 - 3.99	442	2.69		1.49 - 3.99	1981	3.13	
Strawberries		2 lb package	5.88	162	5.88		4.88 - 7.98	499	5.18		4.99 - 6.99	99	5.78	
Tangelos		3 lb bag	4.99	17	4.99									
Tangelos		each	1.00 - 1.25	37	1.06		0.98 - 1.25	47	1.13		0.75 - 0.98	18	0.88	
Tangelos		per lb									1.79	6	1.79	
Tangerines/Mandarins		2 lb bag	2.78 - 5.00	273	4.51		1.95 - 4.99	125	2.94		1.95 - 4.99	40	3.32	
Tangerines/Mandarins		3 lb bag	2.99 - 5.99	1709	4.16		2.99 - 5.99	3212	4.25		2.79 - 5.99	1760	3.31	
Tangerines/Mandarins		5 lb package					7.99	119	7.99		7.99	12	7.99	
Tangerines/Mandarins		each	0.80	19	0.80									

Wtd Avg - Simple weighted average



Commodity	Variety	Unit	NORTHEAST U.S.				SOUTHEAST U.S.				MIDWEST U.S.			
			Price Range	Number of Ads	Wtd Avg Price	% Marked Local	Price Range	Number of Ads	Wtd Avg Price	% Marked Local	Price Range	Number of Ads	Wtd Avg Price	% Marked Local
Tangerines/Mandarins		per lb	1.49 - 1.99	42	1.87									
Watermelons	Red Flesh Seedless Miniature	each	3.99 - 4.99	535	4.35		3.99	14	3.99		3.99 - 4.99	140	4.68	
Watermelons	Red Flesh Seedless Type	each	3.99	8	3.99									
Watermelons	Red Flesh Seedless Type	per lb	1.29	38	1.29									

**POTATOES & ONIONS**

Onions, Dry	RED	per lb	0.99 - 1.69	117	1.20		1.49	3	1.49				
Onions, Dry	WHITE	per lb	1.49	9	1.49						1.19	14	1.19
Onions, Dry	YELLOW	2 lb bag	1.50 - 2.00	516	1.97		1.99	40	1.99		1.39 - 2.49	180	1.51
Onions, Dry	YELLOW	3 lb bag	1.97 - 2.50	628	2.08		1.79 - 2.99	379	2.23		1.50 - 2.99	789	2.55
Onions, Dry	YELLOW	per lb	0.99	60	0.99						0.99 - 1.19	50	1.05
Onions, Dry	YELLOW MARKED SWEET	10 lb bag					4.88	53	4.88				
Onions, Dry	YELLOW MARKED SWEET	2 lb bag									1.99 - 2.99	26	2.76
Onions, Dry	YELLOW MARKED SWEET	3 lb bag	5.99	162	5.99		3.69 - 4.69	46	3.89		3.50	8	3.50
Onions, Dry	YELLOW MARKED SWEET	per lb	1.29 - 1.49	168	1.34		1.28 - 1.49	143	1.29		0.99 - 1.59	169	1.44
Potatoes	ROUND RED	3 lb bag	1.99	27	1.99		1.99 - 2.99	51	2.40		1.99 - 3.99	193	2.75
Potatoes	ROUND RED	5 lb bag	1.99 - 3.99	895	2.52		1.99 - 3.99	115	2.87		1.99 - 3.99	253	2.73
Potatoes	ROUND RED	per lb	0.49 - 1.49	258	1.02		0.99	14	0.99		0.49	60	0.49
Potatoes	ROUND WHITE	10 lb bag	2.99	19	2.99								
Potatoes	ROUND WHITE	5 lb bag	1.97 - 3.99	446	3.10		2.99 - 3.99	1001	3.96				
Potatoes	RUSSET	10 lb bag	4.99	29	4.99		3.79 - 4.99	87	4.31		1.99 - 6.99	156	6.31
Potatoes	RUSSET	3 lb bag	2.00	237	2.00						1.29 - 1.50	32	1.41
Potatoes	RUSSET	5 lb bag	1.97 - 4.99	901	3.17		1.95 - 4.99	1466	3.83		1.50 - 3.49	127	2.24
Potatoes	RUSSET	8 lb bag	3.49 - 4.99	207	4.09		2.99 - 5.49	565	4.47				
Potatoes	RUSSET	per lb	0.49 - 1.29	327	0.99		0.99	48	0.99		0.49 - 0.99	175	0.82
Potatoes	YELLOW TYPE	3 lb bag					1.99	30	1.99		1.29 - 3.99	219	2.48
Potatoes	YELLOW TYPE	5 lb bag	1.99 - 4.88	846	2.58		2.99 - 3.99	95	3.27		1.99 - 3.99	104	2.86
Potatoes	YELLOW TYPE	per lb	1.49	26	1.49								

**VEGETABLES**

Artichokes		each	2.00 - 2.50	681	2.28						2.22 - 2.50	75	2.25
Asparagus	GREEN	per lb	1.29 - 3.99	1009	2.21	10	1.99 - 3.49	2485	2.81		0.49 - 2.99	1077	1.98
Beans	ROUND GREEN TYPE	12 oz bag	3.49 - 3.50	194	3.49		2.99 - 3.49	100	3.12		0.99 - 3.59	50	2.45
Beans	ROUND GREEN TYPE	per lb	0.99 - 1.99	276	1.81		0.99 - 2.49	67	2.31		0.99 - 2.69	68	2.05
Beets		per lb									0.69	14	0.69
Bok Choy		per lb	1.49	39	1.49								

Wtd Avg - Simple weighted average



National Retail Report - Specialty Crops  
Friday, March 8, 2024 - Page 16

Commodity	Variety	Unit	NORTHEAST U.S.				SOUTHEAST U.S.				MIDWEST U.S.			
			Price Range	Number of Ads	Wtd Avg Price	% Marked Local	Price Range	Number of Ads	Wtd Avg Price	% Marked Local	Price Range	Number of Ads	Wtd Avg Price	% Marked Local
Broccoli		per bunch	2.00 - 2.89	68	2.79		2.99	1195	2.99		1.99 - 2.98	19	2.46	
Broccoli		per lb	2.50	20	2.50									
Broccoli	CROWN CUT	per lb	1.48 - 2.49	636	1.80		0.69 - 2.98	1263	1.77		0.98 - 1.99	868	1.76	
Brussels Sprouts		1 lb bag	3.49	183	3.49		1.99 - 3.49	27	2.77					
Brussels Sprouts		12 oz bag					2.99 - 3.50	95	3.10					
Brussels Sprouts		2 lb bag	7.99	190	7.99									
Brussels Sprouts		per lb	1.49 - 2.99	29	2.52						0.99 - 2.99	237	1.90	
Cabbage	RED TYPE	per lb	0.79	11	0.79									
Cabbage	ROUND GREEN TYPE	per lb	0.17 - 0.79	1416	0.58		0.25 - 0.79	482	0.39		0.29 - 0.79	573	0.58	
Cactus Leaf (Nopales)		per lb									0.69 - 0.99	81	0.88	
Carrots		1 lb bag	0.99	227	0.99		0.99	40	0.99					
Carrots		2 lb bag	1.77 - 2.49	964	1.82		1.00 - 1.79	424	1.63		1.00 - 1.99	52	1.51	
Carrots		5 lb film bag	3.99	9	3.99						1.99	8	1.99	
Carrots		per bunch	1.99	9	1.99									
Carrots		per lb	0.49	9	0.49						0.99	17	0.99	
Carrots	BABY PEELED	1 lb bag	0.67 - 2.00	378	1.15		1.00 - 1.50	204	1.27		0.99 - 1.99	388	1.45	
Carrots	BABY PEELED	2 lb bag	1.47 - 3.49	125	2.57		1.39 - 2.99	45	2.71					
Cauliflower		each	1.00 - 3.99	525	2.28		1.99 - 3.99	377	2.65		2.49 - 3.49	188	3.03	
Cauliflower		per lb									0.79 - 1.89	61	1.39	
Celery		each	1.49 - 2.00	740	1.61		1.00 - 1.69	1402	1.66		0.99 - 1.99	106	1.51	
Celery	HEARTS	per package	1.99 - 2.99	838	2.36		2.49 - 2.50	403	2.50		1.50 - 2.68	235	2.56	
Chayote		per lb									0.99	30	0.99	
Chinese Cabbage		per lb									0.69	7	0.69	
Cilantro		per bunch	1.00	9	1.00		0.34 - 0.79	62	0.56		0.33 - 0.49	38	0.40	
Collards		1 lb bag	2.50	129	2.50		2.99	30	2.99					
Collards		per bunch					2.98	46	2.98					
Collards		per lb	0.99	9	0.99									
Corn-Sweet		trays 4-5 ears film wrapped	4.99 - 5.00	200	5.00		3.99 - 5.00	28	4.50		4.99 - 6.99	23	5.77	
Cucumbers		each	0.67 - 0.79	25	0.75		0.50 - 0.79	230	0.59		0.79	25	0.79	
Cucumbers	LONG SEEDLESS - Greenhouse	each	0.95 - 2.00	1011	1.34		0.95 - 1.67	1562	1.01		0.95 - 2.00	1180	1.22	
Eggplant		per lb	1.49	78	1.49									
Garlic		per lb	3.99	37	3.99									
Garlic		per sleeve	1.00 - 2.99	247	1.56						0.99	8	0.99	
Jalapeno Peppers		per lb					1.19 - 1.89	290	1.22		0.99 - 1.59	618	1.55	
Kale		1 lb bag	2.50	129	2.50		2.99	30	2.99					
Kale		per bunch					2.98	46	2.98					
Kale		per lb	0.99	9	0.99									

Wtd Avg - Simple weighted average





National Retail Report - Specialty Crops  
Friday, March 8, 2024 - Page 17

Commodity	Variety	Unit	NORTHEAST U.S.				SOUTHEAST U.S.				MIDWEST U.S.			
			Price Range	Number of Ads	Wtd Avg Price	% Marked Local	Price Range	Number of Ads	Wtd Avg Price	% Marked Local	Price Range	Number of Ads	Wtd Avg Price	% Marked Local
Lettuce	Green Leaf	each					1.38	26	1.38					
Lettuce	Green Leaf	per lb	2.49	65	2.49									
Lettuce	Iceberg	each	1.59	6	1.59		1.38 - 1.50	227	1.40		1.29 - 2.99	188	1.71	
Lettuce	Red Leaf	per lb	2.49	65	2.49									
Lettuce	Romaine	each	1.49	9	1.49		1.38	26	1.38		0.99	14	0.99	
Lettuce	Romaine	per lb	2.49	65	2.49									
Lettuce	Romaine (Hearts)	3 count	2.99 - 3.99	526	3.39		2.79 - 3.99	980	3.40		2.99 - 3.99	325	3.78	
Mixed Mini Sweet Peppers		1 lb package	1.99 - 3.99	209	3.42		3.49	14	3.49		2.99 - 3.99	225	3.71	
Mushrooms	CREMINI	6 oz package	2.50	11	2.50									
Mushrooms	CREMINI	8 oz package	1.79 - 3.00	425	2.29						2.00 - 3.00	217	2.72	
Mushrooms	WHITE	8 oz package	1.79 - 3.00	602	2.39		1.49 - 2.00	226	1.97		1.48 - 3.00	753	2.40	
Mushrooms	WHITE	per lb									2.99	14	2.99	
Mustard		1 lb bag					2.99	30	2.99					
Mustard		per bunch					2.98	46	2.98					
Onions, Green		per bunch	0.49 - 1.50	443	1.26		0.50 - 0.69	958	0.69		0.33 - 0.79	23	0.58	
Peppers (Bell Type)	GREEN	each	1.00	237	1.00		0.78 - 0.88	136	0.82		0.88 - 0.99	80	0.97	
Peppers (Bell Type)	GREEN	per lb	1.49 - 2.99	146	2.16									
Peppers (Bell Type)	ORANGE	each	1.66 - 1.67	41	1.67		1.50 - 1.67	609	1.56		0.99 - 2.50	158	1.71	
Peppers (Bell Type)	ORANGE	per lb	3.99	142	3.99						2.99 - 3.99	138	3.87	
Peppers (Bell Type)	RED - Greenhouse	each	1.67	272	1.67									
Peppers (Bell Type)	RED	each	1.00 - 1.67	261	1.06		1.50 - 1.67	609	1.56		0.99 - 1.67	158	1.50	
Peppers (Bell Type)	RED	per lb	1.99 - 3.99	265	3.51		1.99 - 2.49	5	2.29		2.99 - 3.99	138	3.87	
Peppers (Bell Type)	YELLOW	each	1.66 - 1.67	41	1.67		1.50 - 1.67	609	1.56		0.99 - 1.67	174	1.45	
Peppers (Bell Type)	YELLOW	per lb	3.99	142	3.99						2.99 - 3.99	138	3.87	
Radishes		1 lb bag	1.00	237	1.00						2.25	9	2.25	
Radishes		per bunch	1.50	20	1.50									
Salad (Mixed Types)		10-12 oz package	1.00 - 4.99	998	2.78		1.00 - 3.99	158	1.79		1.00 - 3.99	601	2.59	
Salad (Mixed Types)		5-9 oz package	2.50 - 3.99	1233	2.92		1.79 - 3.50	345	2.49		1.50 - 3.99	280	3.26	
Serrano Peppers		per lb									0.98 - 1.46	33	1.12	
Spinach		per bunch	1.29 - 1.69	93	1.35		1.69	3	1.69		0.79 - 0.99	20	0.93	
Spinach	FLAT TYPE	5-7 oz package	2.50	322	2.50		3.00	1195	3.00		3.50	16	3.50	
Spinach	FLAT TYPE	8-10 oz package	2.00 - 3.00	212	2.23		2.50 - 3.99	24	3.24		1.50 - 2.00	328	1.90	
Squash	Acorn	per lb									1.49	106	1.49	
Squash	Butternut	per lb									1.49	106	1.49	
Squash	GREY	per lb	0.99	32	0.99						0.99	20	0.99	
Squash	Kabocha	per lb	0.99 - 1.49	81	1.21		0.99 - 1.49	16	1.08					

Wtd Avg - Simple weighted average



Commodity	Variety	Unit	NORTHEAST U.S.				SOUTHEAST U.S.				MIDWEST U.S.			
			Price Range	Number of Ads	Wtd Avg Price	% Marked Local	Price Range	Number of Ads	Wtd Avg Price	% Marked Local	Price Range	Number of Ads	Wtd Avg Price	% Marked Local
Squash	Spaghetti	per lb	0.89 - 1.69	240	1.43					1.49	106	1.49		
Squash	Yellow Crookneck/Straightneck	per lb	1.49 - 1.99	164	1.95		1.29 - 1.69	146	1.62		1.29	14	1.29	
Squash	Zucchini	per lb	1.49 - 1.99	183	1.92		1.68 - 1.99	115	1.69		0.99 - 1.29	21	1.19	
Sweet Potatoes		3 lb bag	2.99	11	2.99									
Sweet Potatoes		per lb	0.79 - 1.79	455	1.12		0.58 - 0.99	103	0.89		0.58 - 1.49	397	1.13	
Swiss Chard		per lb	1.49	9	1.49									
Tomatillos		per lb								0.69 - 0.99	80	0.90		
Tomatoes		per lb	1.99	189	1.99		0.99 - 2.50	557	2.17		1.68 - 2.49	53	2.33	
Tomatoes	Cherry Type	10 oz package	2.00	74	2.00					2.99	7	2.99		
Tomatoes	GRAPE TYPE - Greenhouse	1 pint package	2.50	413	2.50									
Tomatoes	GRAPE TYPE	1 pint package	2.50 - 3.00	489	2.67		2.39 - 2.50	31	2.44		2.00 - 2.50	52	2.39	
Tomatoes	GRAPE TYPE	10 oz package	1.79 - 2.99	182	2.50		2.00	85	2.00		2.00 - 2.99	85	2.61	
Tomatoes	Plum Type (Roma)	per lb	0.89 - 1.99	780	1.29		0.99 - 1.99	89	1.40		0.99 - 1.49	241	1.40	
Tomatoes	VINE RIPES - Greenhouse	per lb	2.49	261	2.49		1.98 - 1.99	419	1.99		1.99 - 2.49	51	2.13	
Tomatoes	VINE RIPES	per lb	1.99	19	1.99		2.90	3	2.90		1.49 - 1.66	31	1.54	
Tomatoes	VINE RIPES - ON THE VINE - Greenhouse	per lb	0.99 - 2.99	925	1.91		1.29 - 2.49	1785	1.83		0.99 - 2.99	883	2.07	23
Turnip Tops		1 lb bag					2.99	67	2.99					
Turnip Tops		per bunch					2.98	46	2.98					
<b>OTHER SPECIALTY CROP ITEMS</b>														
Hemp Protein		16 oz	14.99	9	14.99		14.99	52	14.99					
Hemp Protein		8 oz					9.99	52	9.99					
Hemp Seeds Shelled		8 oz	9.99	9	9.99									
<b>SEASONAL ITEMS</b>														
Ornamentals	Daffodils	bunched 10s	2.50 - 3.34	52	2.66					2.99	16	2.99		
Ornamentals	Rose, Hybrid Tea	bunched 12s	10.99 - 11.99	39	11.48		9.99	2	9.99		9.99 - 10.99	29	10.40	
Ornamentals	Tulips	6 inch pot	6.99	46	6.99									
Ornamentals	Tulips	bunched 10s	6.99 - 7.00	164	6.99					7.99 - 8.99	38	8.41		

Wtd Avg - Simple weighted average



Commodity	Variety	Unit	SOUTH CENTRAL U.S.				SOUTHWEST U.S.				NORTHWEST U.S.			
			Price Range	Number of Ads	Wtd Avg Price	% Marked Local	Price Range	Number of Ads	Wtd Avg Price	% Marked Local	Price Range	Number of Ads	Wtd Avg Price	% Marked Local
<b>FRUIT</b>														
Apple Pears		per lb					1.29	40	1.29					
Apples	Ambrosia	per lb	0.99	6	0.99		0.99	2	0.99		1.29 - 1.49	17	1.36	
Apples	Braeburn	per lb	1.59	10	1.59									
Apples	Envy	per lb	1.49 - 1.99	496	1.66		0.99 - 2.99	437	1.95		0.99 - 1.99	16	1.11	
Apples	Fuji	3 lb bag	2.99	30	2.99									
Apples	Fuji	per lb	0.99 - 1.79	71	1.59		0.79 - 1.99	426	1.80		0.88 - 1.99	353	1.86	6
Apples	Gala/Royal Gala	2 lb bag					1.79	8	1.79					
Apples	Gala/Royal Gala	3 lb bag	2.99 - 3.98	147	3.78									
Apples	Gala/Royal Gala	per lb	0.99 - 1.79	143	1.59		1.99	352	1.99		1.49 - 1.99	304	1.96	
Apples	Golden Delicious	3 lb bag	3.99	12	3.99									
Apples	Golden Delicious	per lb	1.19 - 1.49	21	1.26									
Apples	Granny Smith	3 lb bag	2.99	30	2.99									
Apples	Granny Smith	per lb	1.29 - 1.49	57	1.31		0.79 - 1.99	479	1.72		0.88 - 1.99	318	1.94	
Apples	Honeycrisp	3 lb bag	2.99	30	2.99		3.99	40	3.99					
Apples	Honeycrisp	5 lb bag	3.98	30	3.98									
Apples	Honeycrisp	per lb	0.88 - 2.69	360	2.05		0.88 - 2.49	685	1.83		0.79 - 2.49	115	1.73	53
Apples	OPAL	per lb					0.99	42	0.99					
Apples	Pink Lady/Cripps Pink	2 lb bag					1.28	73	1.28					
Apples	Pink Lady/Cripps Pink	3 lb bag	2.89	274	2.89		1.99	95	1.99					
Apples	Pink Lady/Cripps Pink	per lb	1.49	5	1.49		0.99 - 1.99	371	1.58		1.29 - 1.79	101	1.40	
Apples	Red Delicious	3 lb bag	1.97 - 3.99	59	2.38									
Apples	Red Delicious	per lb	0.50 - 1.49	169	0.95		1.79	10	1.79		1.79	22	1.79	
Apples, Processed	Juice	64 oz (1/2 gallon)	1.49 - 3.50	268	2.09		1.29 - 3.50	309	2.85		1.05 - 3.00	52	2.04	
Apples, Processed	Juice Marked Cider	64 oz (1/2 gallon)	1.49	6	1.49		1.29	7	1.29		1.05	17	1.05	
Avocados	Hass	each	0.33 - 2.50	368	1.12		0.25 - 1.69	564	0.89		0.67 - 1.25	450	0.98	
Avocados	Hass-Marked Extra Large	each	2.00 - 2.50	125	2.07		1.50 - 2.50	358	1.90		1.67 - 2.00	10	1.80	
Avocados	Hass-Marked Large	each	1.19 - 1.25	251	1.23		0.99 - 2.00	175	1.40		0.99 - 2.50	145	1.14	
Avocados	Hass-Marked Medium	each	0.68 - 1.11	143	0.91		0.79 - 1.50	887	1.07		2.22	22	2.22	
Avocados	Hass-Marked Small	each	0.50	11	0.50		0.33 - 0.40	380	0.33					
Bananas		per lb	0.50	65	0.50		0.50 - 0.79	156	0.63					
Blackberries		1 pint (11-12 oz cntr w/ lid)	5.99	107	5.99		6.99	122	6.99		3.79	131	3.79	
Blackberries		5.6-6 oz package	1.77 - 3.99	836	2.65		2.50 - 4.00	946	3.31		2.50 - 2.99	93	2.90	

Wtd Avg - Simple weighted average



Commodity	Variety	Unit	SOUTH CENTRAL U.S.				SOUTHWEST U.S.				NORTHWEST U.S.			
			Price Range	Number of Ads	Wtd Avg Price	% Marked Local	Price Range	Number of Ads	Wtd Avg Price	% Marked Local	Price Range	Number of Ads	Wtd Avg Price	% Marked Local
Blueberries		1 pint (11-12 oz cntr w/ lid)	0.99 - 3.99	509	3.24		3.99 - 4.00	392	3.99		3.99	72	3.99	
Blueberries		18 oz package	5.99 - 6.99	144	6.25		3.99 - 4.99	115	4.17		3.79	131	3.79	
Blueberries		6 oz package	2.50 - 3.99	152	3.70		2.00 - 3.99	813	3.37		2.50 - 2.99	54	2.95	
Cantaloupes		each	1.50 - 3.00	199	2.20		3.32 - 4.99	135	3.44		3.32 - 4.99	60	3.99	
Cantaloupes		per lb	0.50	65	0.50		0.50 - 0.79	177	0.57					
Clementines		2 lb bag	2.50	68	2.50		2.99	6	2.99					
Clementines		3 lb bag	4.99	8	4.99		4.99 - 5.99	433	5.33	100	4.99	23	4.99	
Clementines		per lb	2.99	95	2.99									
Grapefruit	RED	8 lb film bags	6.99	255	6.99									
Grapefruit	RED	each	0.99	94	0.99						1.50	81	1.50	
Grapes	Black Seedless	per lb	1.99 - 3.29	226	2.09						1.99 - 2.99	17	2.87	
Grapes	Red Seedless	per lb	2.69 - 3.29	115	2.90		2.28 - 4.99	690	3.50		2.28 - 2.99	238	2.80	
Grapes	White Seedless Type	per lb	1.77 - 3.98	662	2.59		2.28 - 4.99	824	3.27		1.99 - 2.99	240	2.79	
Honeydews		each					4.99	8	4.99					
Kiwifruit	Hayward	each					0.50	6	0.50					
Kiwifruit	Yellow Flesh	1-lb containers with lids	4.99	6	4.99		4.99	18	4.99					
Lemons		1 lb bag	2.50	95	2.50									
Lemons		2 lb bag	2.39 - 4.50	321	2.84		3.98 - 4.49	136	4.03					
Lemons		each	0.33 - 1.00	113	0.59		0.33 - 1.00	453	0.87		0.38 - 1.00	365	0.93	
Lemons		per lb					0.69 - 0.99	107	0.82					
Limes		each	0.50	52	0.50		0.33 - 0.50	90	0.35					
Limes		per lb					0.99	42	0.99					
Mangoes	Round Varieties	each	1.00	107	1.00		1.99 - 2.50	66	2.19					
Mangoes	Round Varieties Marked Extra Large	each					2.50	13	2.50					
Mangoes	Round Varieties Marked Large	each					1.69	6	1.69					
Mangoes	Yellow Varieties	each	0.50 - 1.79	610	1.04		0.33 - 2.50	1151	0.99		0.99 - 2.78	101	1.69	
Nectarines	Various White Flesh Varieties	per lb									2.19	3	2.19	
Nectarines	Various Yellow Flesh Varieties	per lb	0.98 - 4.49	557	1.96		1.69 - 3.99	795	2.68		1.99 - 2.79	75	2.64	
Oranges	Navel	3 lb bag	1.95 - 5.99	39	5.11		1.95	34	1.95		3.49	61	3.49	
Oranges	Navel	4 lb bag	4.98 - 5.99	121	5.42	9	3.99 - 5.00	92	4.78					
Oranges	Navel	8 lb bag	5.99 - 6.99	176	6.34						5.99 - 8.99	125	8.94	
Oranges	Navel	each	0.25 - 1.00	293	0.54									
Oranges	Navel	per lb	0.57 - 1.69	290	1.00		0.33 - 1.69	741	0.92	22	0.89 - 1.49	146	1.10	
Oranges	Navel, Cara Cara	3 lb bag	3.49 - 3.99	243	3.74						3.49	61	3.49	
Oranges	Navel, Cara Cara	per lb	0.97 - 1.29	355	1.02		0.98 - 1.99	217	1.29	79	1.28 - 1.99	107	1.43	
Papaya	Maradol/Tainung Types	each					0.99	94	0.99					

Wtd Avg - Simple weighted average



Commodity	Variety	Unit	SOUTH CENTRAL U.S.				SOUTHWEST U.S.				NORTHWEST U.S.			
			Price Range	Number of Ads	Wtd Avg Price	% Marked Local	Price Range	Number of Ads	Wtd Avg Price	% Marked Local	Price Range	Number of Ads	Wtd Avg Price	% Marked Local
Papaya	Maradol/Tainung Types	per lb	0.97	65	0.97		0.79 - 1.29	216	0.92					
Papaya	Solo Type	each					3.99	8	3.99					
Peaches	Various Yellow Flesh Varieties	per lb	0.99 - 4.49	365	1.75		1.99 - 3.99	726	2.77		1.99 - 2.79	75	2.64	
Pears	Bartlett	per lb	1.49	5	1.49		1.49 - 2.49	81	1.59					
Pears	Bosc	per lb	1.49 - 1.68	28	1.65		0.79 - 0.99	158	0.90		1.99	15	1.99	
Pears	D'Anjou	3 lb bag									4.89	79	4.89	
Pears	D'Anjou	per lb	0.88 - 1.68	245	1.02		1.49 - 1.79	82	1.52		1.99 - 2.21	37	2.12	
Pineapples		each	1.49 - 3.50	564	2.12		2.99 - 3.99	31	3.34		2.98 - 4.99	61	4.73	
Pineapples		per lb					0.50 - 0.99	257	0.78		0.99	36	0.99	
Plums		per lb	0.99 - 3.79	318	1.53		1.99 - 2.99	504	2.45		1.99 - 2.79	75	2.64	
Plums	Interspecific Type	per lb	3.49	27	3.49									
Prunes		per lb					2.99	16	2.99					
Raspberries		1 pint (11-12 oz cntr w/ lid)	5.99	107	5.99						3.79	131	3.79	
Raspberries		6 oz package	2.50 - 3.99	348	3.20		2.97 - 4.00	149	3.16		2.77 - 2.99	38	2.98	
Strawberries		1 lb package	1.79 - 2.99	462	2.46		1.39 - 4.99	582	3.06		3.29 - 3.99	134	3.35	
Strawberries		1 pint (11-12 oz cntr w/ lid)					4.49	8	4.49					
Strawberries		2 lb package	2.50 - 5.99	156	5.13		5.99	199	5.99		3.79	131	3.79	
Tangelos		3 lb bag									3.49	61	3.49	
Tangelos		per lb					0.99	6	0.99					
Tangerines/Mandarins		2 lb bag	1.95	4	1.95		1.95 - 3.99	49	2.45					
Tangerines/Mandarins		3 lb bag	2.89 - 5.99	1347	3.54		2.49 - 5.99	891	4.26	22	3.79 - 5.00	484	4.56	
Tangerines/Mandarins		5 lb package	4.97	23	4.97		4.97	103	4.97					
Tangerines/Mandarins		per lb	1.89 - 1.99	89	1.91		0.99 - 2.99	79	2.22		2.98 - 2.99	21	2.99	
Watermelons	Red Flesh Seedless Type	each	7.99	11	7.99		4.99	26	4.99					
Watermelons	Red Flesh Seedless Type	per lb					0.50 - 0.79	97	0.63					

**POTATOES & ONIONS**

Onions, Dry	RED	per lb	1.19 - 1.99	232	1.48		0.50 - 1.99	152	1.93		0.98	21	0.98
Onions, Dry	YELLOW	3 lb bag	2.79 - 2.99	48	2.97								
Onions, Dry	YELLOW	5 lb bag									2.98	9	2.98
Onions, Dry	YELLOW	per lb	0.89 - 1.99	137	1.03		0.50 - 1.69	84	0.77		0.99 - 1.69	101	1.14
Onions, Dry	YELLOW MARKED SWEET	2 lb bag	1.99	6	1.99		1.49	18	1.49				
Onions, Dry	YELLOW MARKED SWEET	3 lb bag	3.50 - 4.99	141	3.86								
Onions, Dry	YELLOW MARKED SWEET	per lb	0.97 - 1.69	444	1.05	21	1.99	8	1.99		0.79 - 1.49	122	1.35

Wtd Avg - Simple weighted average



Commodity	Variety	Unit	SOUTH CENTRAL U.S.				SOUTHWEST U.S.				NORTHWEST U.S.			
			Price Range	Number of Ads	Wtd Avg Price	% Marked Local	Price Range	Number of Ads	Wtd Avg Price	% Marked Local	Price Range	Number of Ads	Wtd Avg Price	% Marked Local
Potatoes	ROUND RED	3 lb bag	1.99 - 2.99	304	2.09									
Potatoes	ROUND RED	5 lb bag	3.00 - 3.49	36	3.37		2.50 - 3.99	239	3.49		2.50	17	2.50	
Potatoes	ROUND RED	per lb	0.49 - 1.29	89	1.15		0.50 - 1.29	122	0.84		0.59 - 0.79	27	0.66	
Potatoes	ROUND WHITE	per lb	0.97 - 0.99	61	0.97		0.99	42	0.99					
Potatoes	RUSSET	10 lb bag	2.99 - 3.99	383	3.90		2.00 - 2.99	211	2.49		2.98	9	2.98	
Potatoes	RUSSET	5 lb bag	0.97 - 2.99	451	1.74		1.47 - 1.99	170	1.66		0.99 - 1.79	62	1.78	
Potatoes	RUSSET	8 lb bag	3.99	114	3.99		1.00	9	1.00					
Potatoes	RUSSET	per lb	0.59 - 0.89	85	0.76		0.50 - 0.99	83	0.64		0.59 - 0.99	71	0.74	
Potatoes	YELLOW TYPE	5 lb bag	2.69 - 3.00	21	2.82		2.50 - 3.99	216	3.55					
Potatoes	YELLOW TYPE	per lb	0.52 - 1.29	101	1.01		0.50 - 2.99	86	1.32		0.59 - 0.79	27	0.66	
<b>VEGETABLES</b>														
Artichokes		each	2.22 - 2.50	676	2.47		1.66 - 3.00	1170	2.61	30	1.98 - 3.98	509	3.03	
Asparagus	GREEN	per lb	0.99 - 2.98	1157	1.87		0.79 - 3.99	1147	2.85		1.49 - 2.99	200	1.94	
Beans	ROUND GREEN TYPE	12 oz bag	3.00 - 3.59	62	3.10		0.89	9	0.89					
Beans	ROUND GREEN TYPE	per lb	1.67 - 2.69	53	1.79		0.50 - 2.79	33	1.65		2.49	15	2.49	
Beets		per lb					0.89	6	0.89					
Bok Choy		per lb	1.29	7	1.29									
Broccoli		per bunch	2.99	17	2.99		1.49	6	1.49					
Broccoli		per lb	1.99	14	1.99		0.79 - 1.69	10	0.97		0.99 - 1.69	23	1.17	
Broccoli	CROWN CUT	per lb	0.97 - 2.99	345	1.62		0.34 - 2.99	538	2.72		1.49 - 2.99	476	2.62	
Brussels Sprouts		1 lb bag	2.50	171	2.50		2.50	223	2.50		2.50	16	2.50	
Brussels Sprouts		12 oz bag	3.00	52	3.00									
Brussels Sprouts		per lb	1.79	95	1.79		1.69 - 2.29	10	2.17		1.69 - 2.49	21	2.26	
Cabbage	ROUND GREEN TYPE	per lb	0.33 - 0.89	390	0.61		0.33 - 0.99	338	0.73		0.68 - 0.89	86	0.77	
Cactus Leaf (Nopales)		per lb	0.44 - 1.79	232	0.66		0.50 - 1.25	122	0.98					
Carrots		2 lb bag	1.00	4	1.00		1.00 - 2.50	44	1.34		1.98 - 2.50	103	2.09	
Carrots		5 lb film bag					2.50 - 3.19	150	2.69					
Carrots		per lb	0.49 - 0.50	106	0.50		0.50 - 0.88	61	0.83					
Carrots	BABY PEELED	1 lb bag	0.98 - 1.49	69	1.29		1.00 - 1.79	50	1.19		1.25 - 1.50	163	1.29	
Cauliflower		each	0.99 - 2.77	142	1.58						3.98	81	3.98	
Cauliflower		per lb	1.69	6	1.69		1.69 - 1.79	23	1.78		0.99 - 2.49	84	2.13	
Celery		each	0.99 - 1.99	260	1.31		0.49 - 1.79	220	1.01		1.28	9	1.28	
Celery	HEARTS	per package	2.50	29	2.50		2.50	40	2.50					
Chayote		each					0.34 - 0.80	81	0.53					
Chayote		per lb	0.89 - 0.99	95	0.92		1.29	9	1.29					
Chinese Cabbage		per lb					0.50	9	0.50					
Cilantro		per bunch	0.32 - 0.50	208	0.40		0.24 - 1.25	566	0.58					
Corn-Sweet		each	0.33	18	0.33		0.50 - 0.89	521	0.67		0.69 - 1.25	302	0.72	

Wtd Avg - Simple weighted average



Commodity	Variety	Unit	SOUTH CENTRAL U.S.				SOUTHWEST U.S.				NORTHWEST U.S.			
			Price Range	Number of Ads	Wtd Avg Price	% Marked Local	Price Range	Number of Ads	Wtd Avg Price	% Marked Local	Price Range	Number of Ads	Wtd Avg Price	% Marked Local
Cucumbers		each	0.50 - 0.99	129	0.80		0.50	61	0.50		0.98 - 1.50	176	1.29	
Cucumbers	LONG SEEDLESS - Greenhouse	each	0.50 - 1.67	473	1.38		2.00	20	2.00		1.00	17	1.00	
Garlic		per sleeve	1.50	65	1.50		0.65 - 1.50	226	0.99					
Jalapeno Peppers		per lb	0.50 - 1.79	796	1.24		0.49 - 1.49	958	0.99		0.98 - 1.79	42	1.24	
Kale		per bunch					1.99	8	1.99					
Leeks		per bunch									2.98	6	2.98	
Lettuce	Green Leaf	each									1.50	79	1.50	
Lettuce	Iceberg	each	1.39 - 2.99	166	1.80		0.50	7	0.50					
Lettuce	Red Leaf	each									1.50	79	1.50	
Lettuce	Romaine	each									1.98	81	1.98	
Lettuce	Romaine (Hearts)	3 count	2.79 - 3.99	303	3.18		2.00	53	2.00		3.99	17	3.99	
Mixed Mini Sweet Peppers		1 lb package	3.00 - 3.99	71	3.86									
Mushrooms	CREMINI	8 oz package	1.99	6	1.99									
Mushrooms	WHITE	8 oz package	1.49 - 2.50	296	2.19		1.99	70	1.99		2.50	9	2.50	
Onions, Green		per bunch	0.75 - 0.98	38	0.80		0.25 - 1.29	395	0.72		0.49 - 1.29	25	1.19	
Peppers (Bell Type)	GREEN	each	0.50 - 0.99	49	0.62									
Peppers (Bell Type)	ORANGE - Greenhouse	each	2.00	17	2.00									
Peppers (Bell Type)	ORANGE	each	0.99 - 2.00	228	1.20		0.99 - 1.50	388	1.30		1.25 - 2.00	154	1.36	
Peppers (Bell Type)	RED - Greenhouse	each	2.00	17	2.00									
Peppers (Bell Type)	RED	each	0.77 - 2.00	289	1.12		0.69 - 1.50	434	1.23		1.25 - 2.00	154	1.36	
Peppers (Bell Type)	RED	per lb					1.49	8	1.49					
Peppers (Bell Type)	YELLOW - Greenhouse	each	2.00	17	2.00									
Peppers (Bell Type)	YELLOW	each	0.99 - 2.00	228	1.20		0.99 - 1.50	388	1.30		1.25 - 2.00	154	1.36	
Radishes		per bunch	0.33 - 1.49	109	0.67		0.25 - 1.29	374	0.76		1.25 - 1.29	153	1.26	
Salad (Mixed Types)		10-12 oz package	1.00 - 3.99	290	3.01		1.00 - 3.34	605	3.17		3.33	287	3.33	
Salad (Mixed Types)		5-9 oz package	1.97 - 2.99	258	2.53		3.00 - 3.34	425	3.28		1.50 - 3.33	310	3.19	
Serrano Peppers		per lb	0.89	65	0.89		0.79 - 0.89	15	0.85					
Spinach		per bunch					0.34 - 0.69	47	0.64		1.28	9	1.28	
Spinach	FLAT TYPE	8-10 oz package	2.50	107	2.50		1.50	42	1.50		2.50	10	2.50	
Squash	Acorn	per lb	1.49	7	1.49									
Squash	Butternut	per lb	1.49	7	1.49									
Squash	GREY	per lb	0.50 - 2.49	163	0.96		0.79 - 0.99	136	0.90					
Squash	Spaghetti	per lb	1.49	7	1.49									
Squash	Yellow Crookneck/Straightneck	per lb	0.99 - 2.49	249	1.41		2.49	146	2.49					

Wtd Avg - Simple weighted average



Commodity	Variety	Unit	SOUTH CENTRAL U.S.				SOUTHWEST U.S.				NORTHWEST U.S.			
			Price Range	Number of Ads	Wtd Avg Price	% Marked Local	Price Range	Number of Ads	Wtd Avg Price	% Marked Local	Price Range	Number of Ads	Wtd Avg Price	% Marked Local
Squash	Zucchini	per lb	0.79 - 2.49	580	1.16		0.50 - 2.49	206	2.04		1.29 - 1.69	96	1.62	
Sweet Potatoes		per lb	0.78 - 1.29	235	1.01						1.69	4	1.69	
Tomatillos		per lb	0.79 - 0.99	167	0.93		0.33 - 1.99	480	1.13		0.99	9	0.99	
Tomatoes		per lb	1.49 - 1.99	144	1.62						1.69	46	1.69	
Tomatoes	Cherry Type	10 oz package	2.99	95	2.99									
Tomatoes	GRAPE TYPE	1 pint package	2.50	66	2.50		2.00 - 2.50	33	2.38		2.00 - 2.79	52	2.44	
Tomatoes	GRAPE TYPE	10 oz package	2.00 - 2.99	302	2.65		2.00 - 3.99	200	3.50		2.79 - 3.98	93	2.94	
Tomatoes	Plum Type (Roma)	per lb	0.77 - 1.49	491	1.07		0.50 - 2.79	1062	1.50		1.00 - 2.79	449	1.73	
Tomatoes	VINE RIPES - Greenhouse	per lb	2.49	95	2.49						0.98	21	0.98	
Tomatoes	VINE RIPES	per lb	1.29 - 1.78	161	1.40									
Tomatoes	VINE RIPES - ON THE VINE - Greenhouse	per lb	1.49 - 2.14	209	1.98		1.29 - 3.59	170	2.62		0.97 - 1.79	26	1.51	
<b>OTHER SPECIALTY CROP ITEMS</b>														
Hemp Protein		16 oz	14.99	107	14.99		19.99	184	19.99		14.99	4	14.99	
Hemp Seeds Shelled		8 oz	7.49 - 9.99	140	9.40		9.99	293	9.99		7.49 - 9.99	5	9.49	
<b>SEASONAL ITEMS</b>														
Ornamentals	Chrysanthemums	6 inch pots					12.00	42	12.00					
Ornamentals	Daffodils	bunched 10s					3.99	11	3.99					
Ornamentals	Rose, Hybrid Tea	bunched 12s									12.99	9	12.99	
Ornamentals	Tulips	bunched 10s	8.99	95	8.99		9.99	13	9.99					

Wtd Avg - Simple weighted average





Commodity	Variety	Unit	ALASKA U.S.				HAWAII U.S.			
			Price Range	Number of Ads	Wtd Avg Price	% Marked Local	Price Range	Number of Ads	Wtd Avg Price	% Marked Local
<b>FRUIT</b>										
Apple Pears		per lb					2.69	7	2.69	
Apples	Envy	per lb					2.99	23	2.99	
Apples	Fuji	per lb	1.69	2	1.69		0.99 - 3.89	44	3.29	
Apples	Gala/Royal Gala	3 lb bag					5.99	7	5.99	
Apples	Gala/Royal Gala	per lb					1.59	3	1.59	
Apples	Granny Smith	per lb	1.28	3	1.28					
Apples	Honeycrisp	per lb	0.89 - 2.49	13	2.12					
Apples	OPAL	per lb	2.29	28	2.29					
Apples	Red Delicious	per lb	1.28	3	1.28					
Apples, Processed	Juice	64 oz (1/2 gallon)	8.99	28	8.99					
Avocados	Hass	each	1.25 - 1.50	4	1.38		1.50 - 1.67	27	1.64	
Avocados	Hass-Marked Extra Large	each	3.29	9	3.29					
Avocados	Hass-Marked Large	each	1.50 - 2.99	40	2.57					
Avocados	Hass-Marked Medium	each					1.56	4	1.56	
Bananas		per lb					1.29	3	1.29	
Blackberries		5.6-6 oz package	3.00	1	3.00					
Blueberries		6 oz package	2.79 - 3.49	13	3.38		3.99	4	3.99	
Cantaloupes		each	4.99	11	4.99		4.65	4	4.65	
Cantaloupes		per lb	1.48 - 1.49	5	1.48		1.49	3	1.49	
Clementines		3 lb bag	6.99	2	6.99					
Grapefruit	RED	each	1.89	1	1.89					
Grapes	Red Seedless	per lb	3.49	2	3.49		3.87 - 5.39	27	5.16	
Grapes	White Seedless Type	per lb	3.49	2	3.49		3.87 - 5.39	27	5.16	
Lemons		each	0.99	28	0.99					
Mangoes	Round Varieties Marked Large	each	3.00	11	3.00					
Mangoes	Yellow Varieties	each	1.67	11	1.67		1.56	4	1.56	
Nectarines	Various White Flesh Varieties	per lb					2.99	4	2.99	
Oranges	Navel	8 lb bag	12.99	11	12.99					
Oranges	Navel	per lb					0.99 - 1.89	30	1.20	
Oranges	Navel, Cara Cara	3 lb bag					6.99	7	6.99	
Oranges	Navel, Cara Cara	per lb	1.69	2	1.69		3.49	33	3.49	
Papaya	Maradol/Tainung Types	per lb					1.29	23	1.29	100
Papaya	Solo Type	per lb					1.49	2	1.49	
Pears	Bosc	per lb	1.68	3	1.68		1.69	3	1.69	
Pears	D'Anjou	per lb	1.68	3	1.68					

Wtd Avg - Simple weighted average



Commodity	Variety	Unit	ALASKA U.S.				HAWAII U.S.			
			Price Range	Number of Ads	Wtd Avg Price	% Marked Local	Price Range	Number of Ads	Wtd Avg Price	% Marked Local
Pineapples		each	4.50 - 4.99	3	4.83		3.99	2	3.99	
Raspberries		6 oz package	3.98	3	3.98		3.99	4	3.99	
Strawberries		1 lb package	3.49 - 3.99	22	3.74					
Tangerines/Mandarins		2 lb bag	5.99	11	5.99					
Tangerines/Mandarins		3 lb bag	5.98 - 6.99	14	6.13					
Tangerines/Mandarins		per lb					2.99	2	2.99	
<b>POTATOES &amp; ONIONS</b>										
Onions, Dry	YELLOW MARKED SWEET	2 lb bag					3.99	3	3.99	
Onions, Dry	YELLOW MARKED SWEET	per lb					1.69	7	1.69	
Potatoes	RUSSET	per lb	0.79 - 0.89	3	0.86					
<b>VEGETABLES</b>										
Artichokes		each	4.50	11	4.50		3.11	4	3.11	
Asparagus	GREEN	per lb	2.49 - 8.99	60	6.22					
Beets		per bunch	3.39	1	3.39					
Beets		per lb					1.89	7	1.89	
Broccoli		per lb	2.28 - 2.49	14	2.45					
Broccoli	CROWN CUT	per lb	2.29	2	2.29		2.19	3	2.19	
Brussels Sprouts		2 lb bag	5.00	11	5.00					
Cabbage	ROUND GREEN TYPE	per lb	1.49	9	1.49		0.89 - 2.59	39	2.37	
Carrots		1 lb bag					1.29	3	1.29	
Carrots		2 lb bag	2.69	1	2.69					
Carrots		5 lb film bag	3.39	11	3.39					
Carrots	BABY PEELED	1 lb bag	1.79	13	1.79		2.29	7	2.29	
Cauliflower		per lb	2.49	11	2.49					
Cilantro		per bunch	0.88	3	0.88					
Cucumbers		each	1.25 - 1.29	23	1.27					
Jalapeno Peppers		per lb	1.48 - 1.99	12	1.86					
Kale		per bunch	1.79	1	1.79					
Leeks		per bunch	3.99	1	3.99					
Lettuce	Romaine	per lb					2.69	4	2.69	
Onions, Green		per bunch	1.25	11	1.25					
Peppers (Bell Type)	GREEN	per lb	2.79	1	2.79		2.99	7	2.99	
Peppers (Bell Type)	ORANGE	each	2.50	13	2.50					
Peppers (Bell Type)	RED	each	2.50	13	2.50					
Peppers (Bell Type)	YELLOW	each	2.50	13	2.50					

Wtd Avg - Simple weighted average



Commodity	Variety	Unit	ALASKA U.S.				HAWAII U.S.			
			Price Range	Number of Ads	Wtd Avg Price	% Marked Local	Price Range	Number of Ads	Wtd Avg Price	% Marked Local
Radishes		per bunch	1.25	11	1.25					
Salad (Mixed Types)		10-12 oz package	2.00	2	2.00		5.29	7	5.29	
Spinach		per bunch	2.00 - 2.39	4	2.10					
Squash	Acorn	per lb					2.09	7	2.09	
Squash	Butternut	per lb					2.09	7	2.09	
Squash	Spaghetti	per lb					2.09	7	2.09	
Squash	Zucchini	per lb	2.08	3	2.08					
Sweet Potatoes		per lb	1.99	2	1.99					
Tomatoes		per lb	3.99	28	3.99		2.99	7	2.99	
Tomatoes	Plum Type (Roma)	per lb	2.49	9	2.49				57	
<b>OTHER SPECIALTY CROP ITEMS</b>										
Hemp Seeds Shelled		8 oz	12.49	11	12.49					

Wtd Avg - Simple weighted average



## NATIONAL ORGANIC SUMMARY

(not including AK & HI)

Fruit								
Commodity	Variety	Unit	THIS WEEK		LAST WEEK		LAST YEAR	
			Number of Ads	Wtd Avg Price	Number of Ads	Wtd Avg Price	Number of Ads	Wtd Avg Price
Apples	Ambrosia	2 lb bag	197	2.50	197	2.50		
Apples	Envy	per lb	8	2.29	403	2.55		
Apples	Fuji	2 lb bag	146	3.99	201	4.99	200	5.89
Apples	Fuji	3 lb bag	45	6.12	34	6.49		
Apples	Fuji	per lb	142	2.82	129	1.69	96	1.99
Apples	Gala/Royal Gala	2 lb bag	712	4.26	585	4.99	217	5.74
Apples	Gala/Royal Gala	3 lb bag	51	5.99	75	4.85		
Apples	Gala/Royal Gala	per lb	270	2.56	857	2.10	392	2.47
Apples	Granny Smith	2 lb bag	610	4.48	197	4.88	200	5.89
Apples	Granny Smith	3 lb bag	45	6.12	34	6.49		
Apples	Granny Smith	per lb	220	2.61	261	1.93	70	2.53
Apples	Honeycrisp	2 lb bag	472	3.65	1,444	5.66	1,180	5.97
Apples	Honeycrisp	5 lb bag	40	2.99				
Apples	Honeycrisp	per lb	769	3.11	323	2.91	161	3.06
Apples	OPAL	per lb	8	1.99				
Apples	Pink Lady/Cripps Pink	2 lb bag	468	4.82	190	4.99	190	5.99
Apples	Pink Lady/Cripps Pink	per lb	23	2.19			81	1.98
Apples, Processed	Juice	64 oz (1/2 gallon)	72	2.99	78	5.21	274	3.49
Avocados	Hass	each	706	1.76	473	1.48	452	1.63
Avocados	Hass-Marked Extra Large	each	8	3.00	17	2.47		
Avocados	Hass-Marked Large	each	7	2.49	7	2.49		
Bananas		per lb	286	0.77	179	0.93	87	0.89
Blackberries		5.6-6 oz package	1,176	3.62	724	4.43	1,493	3.11
Blueberries		1 pint (11-12 oz cntr w/ lid)	401	4.93	827	4.67		
Blueberries		6 oz package	3,211	3.62	1,922	4.26	756	3.88
Clementines		2 lb bag	100	5.46	275	5.10	431	4.98
Grapefruit	RED	per lb	16	1.49				
Kiwifruit	Hayward	1 lb bag	7	2.99			56	4.99
Lemons		2 lb bag	55	3.90	92	4.29	223	4.80
Lemons		each	506	0.85	257	0.93	169	0.79
Mangoes	Round Varieties	each	689	2.53	366	2.50		
Mangoes	Yellow Varieties	each	30	2.11	187	1.50		
Oranges	Navel	4 lb bag	252	5.66	339	5.45	2,190	5.58

Wtd Avg - Simple weighted average



Commodity	Variety	Unit	THIS WEEK		LAST WEEK		LAST YEAR	
			Number of Ads	Wtd Avg Price	Number of Ads	Wtd Avg Price	Number of Ads	Wtd Avg Price
Oranges	Navel	each	9	2.00	117	1.30	38	1.25
Oranges	Navel	per lb	130	1.98	779	1.95	149	1.89
Oranges	Navel, Cara Cara	3 lb bag	9	5.99	9	5.99		
Oranges	Navel, Cara Cara	per lb	17	1.69				
Peaches	Various Yellow Flesh Varieties	per lb	366	3.79				
Pears	Bosc	2 lb bag	343	3.48	159	3.48		
Pears	Bosc	per lb	71	2.20	234	2.05	27	2.55
Pears	D'Anjou	2 lb bag	343	3.48	554	4.56		
Pears	D'Anjou	per lb	562	2.18	519	2.26	72	2.46
Pineapples		each	130	3.99	122	4.43		
Raspberries		6 oz package	94	4.10	301	4.25		
Strawberries		1 lb package	1,140	5.84	689	4.97	985	4.50
Tangerines/Mandarins		2 lb bag	3,988	4.42	1,224	5.04	1,224	4.03
Tangerines/Mandarins		5 lb package	14	4.97	120	6.99		

**Potatoes & Onions**

Commodity	Variety	Unit	THIS WEEK		LAST WEEK		LAST YEAR	
			Number of Ads	Wtd Avg Price	Number of Ads	Wtd Avg Price	Number of Ads	Wtd Avg Price
Onions, Dry	YELLOW	3 lb bag	190	4.99	385	4.62	464	4.08
Onions, Dry	YELLOW	per lb	165	1.21	162	1.20	165	1.21
Potatoes	ROUND RED	3 lb bag	223	3.95	335	3.78	530	3.96
Potatoes	RUSSET	3 lb bag	186	3.32	171	3.44	382	3.92
Potatoes	RUSSET	5 lb bag	273	4.22	34	5.99	55	4.60
Potatoes	RUSSET	per lb	162	1.48	154	1.49	154	1.29
Potatoes	YELLOW TYPE	3 lb bag	215	3.99	335	3.78	349	3.99

**Vegetables**

Commodity	Variety	Unit	THIS WEEK		LAST WEEK		LAST YEAR	
			Number of Ads	Wtd Avg Price	Number of Ads	Wtd Avg Price	Number of Ads	Wtd Avg Price
Artichokes		each	8	2.99	19	3.99		
Asparagus	GREEN	per lb	1,146	3.90	1,750	3.65	453	4.10
Beans	ROUND GREEN TYPE	12 oz bag	15	4.99	174	3.99		
Beets		per bunch	104	2.15			315	2.22
Broccoli		per bunch	187	3.90	362	3.19		
Broccoli		per lb	20	2.26	85	1.93	22	2.24
Broccoli	CROWN CUT	per lb	60	3.22	33	2.63	170	2.85
Brussels Sprouts		12 oz bag	6	3.98				
Brussels Sprouts		per lb	18	3.24	8	3.99	115	3.53

Wtd Avg - Simple weighted average



Commodity	Variety	Unit	THIS WEEK		LAST WEEK		LAST YEAR	
			Number of Ads	Wtd Avg Price	Number of Ads	Wtd Avg Price	Number of Ads	Wtd Avg Price
Cabbage	ROUND GREEN TYPE	per lb	312	1.69	146	1.49	513	1.21
Carrots		2 lb bag	264	3.57	321	3.38	277	2.91
Carrots		per bunch	393	2.17	53	2.71	354	1.25
Carrots		per lb	154	1.49	154	1.49	192	1.61
Carrots	BABY PEELED	1 lb bag	722	1.91	1,222	1.72	190	1.80
Cauliflower		each	198	3.73	143	4.25	59	4.79
Cauliflower		per lb	58	1.53	18	1.77	44	2.49
Celery		each	424	1.90	69	2.82	170	2.39
Celery	HEARTS	per package	280	3.67	482	3.41		
Cilantro		per bunch	167	1.82	361	1.60		
Cucumbers	LONG SEEDLESS - Greenhouse	each	757	2.18	438	2.29	24	2.50
Kale		per bunch	70	2.61	37	2.27	126	1.74
Lettuce	Iceberg	each	15	2.49			292	3.16
Lettuce	Romaine (Hearts)	3 count	914	3.47	837	3.74	706	3.78
Mixed Mini Sweet Peppers		1 lb package	33	4.60	35	4.45	216	3.80
Mushrooms	CREMINI	8 oz package	767	3.26	692	3.26		
Mushrooms	WHITE	8 oz package	1,122	3.07	640	3.15	798	2.36
Mushrooms	WHITE	per lb	9	1.99				
Peppers (Bell Type)	GREEN	each	1,020	1.19			320	1.98
Radishes		per bunch	7	0.99			5	1.59
Salad (Mixed Types)		10-12 oz package	618	5.10	190	5.37	809	5.23
Salad (Mixed Types)		5-9 oz package	1,958	3.55	1,878	3.51	3,062	3.56
Spinach	FLAT TYPE	5-7 oz package	113	3.96	1,327	3.44		
Spinach	FLAT TYPE	8-10 oz package	20	3.99	85	5.41		
Sweet Potatoes		per lb	9	1.99	113	1.89	6	1.98
Swiss Chard		per bunch	8	1.99	30	1.44	11	2.50
Tomatoes	GRAPE TYPE	1 pint package	358	3.25	271	3.58	374	3.10
Tomatoes	GRAPE TYPE	10 oz package	20	3.50	109	3.89	399	3.36
Tomatoes	Vine Ripes - Heirloom Varieties - Greenhouse	per lb	13	2.99	318	4.63	188	4.95
Tomatoes	VINE RIPES - ON THE VINE - Greenhouse	per lb	27	3.40	48	2.53	408	3.89

**Other Specialty Crop Items**

Commodity	Variety	Unit	THIS WEEK		LAST WEEK		LAST YEAR	
			Number of Ads	Wtd Avg Price	Number of Ads	Wtd Avg Price	Number of Ads	Wtd Avg Price
Hemp (Seed) Oil		16 oz	347	16.99	303	16.99		
Hemp (Seed) Oil		4 oz	154	6.39			206	7.27
Hemp Protein		16 oz	161	13.52	109	13.49	109	13.99

Wtd Avg - Simple weighted average



Commodity	Variety	Unit	THIS WEEK		LAST WEEK		LAST YEAR	
			Number of Ads	Wtd Avg Price	Number of Ads	Wtd Avg Price	Number of Ads	Wtd Avg Price
Hemp Protein		32 oz	13	34.99				
Hemp Seeds Shelled		12 oz	356	14.99	355	14.98	52	17.99
Hemp Seeds Shelled		16 oz	304	13.59	347	13.59	52	14.99
Hemp Seeds Shelled		7 oz	465	11.76	456	11.61	161	11.31

Wtd Avg - Simple weighted average



### REGIONAL ORGANIC DETAILS

Commodity	Variety	Unit	NORTHEAST U.S.				SOUTHEAST U.S.				MIDWEST U.S.			
			Price Range	Number of Ads	Wtd Avg Price	% Marked Local	Price Range	Number of Ads	Wtd Avg Price	% Marked Local	Price Range	Number of Ads	Wtd Avg Price	% Marked Local
<b>FRUIT</b>														
Apples	Ambrosia	2 lb bag	2.50	183	2.50		2.50	14	2.50					
Apples	Envy	per lb	2.29	8	2.29									
Apples	Fuji	3 lb bag	4.99	11	4.99		6.49	34	6.49					
Apples	Fuji	per lb	1.49	9	1.49									
Apples	Gala/Royal Gala	2 lb bag	2.99 - 3.99	271	3.41		4.99	366	4.99		3.99	29	3.99	
Apples	Gala/Royal Gala	3 lb bag	4.99	17	4.99		6.49	34	6.49					
Apples	Gala/Royal Gala	per lb	1.99 - 2.99	57	2.15									
Apples	Granny Smith	2 lb bag	3.50	190	3.50		4.99	366	4.99		3.97	25	3.97	
Apples	Granny Smith	3 lb bag	4.99	11	4.99		6.49	34	6.49					
Apples	Granny Smith	per lb	1.99 - 2.99	95	2.13		1.99	3	1.99					
Apples	Honeycrisp	2 lb bag	2.99 - 4.99	301	3.62						5.99	6	5.99	
Apples	Honeycrisp	5 lb bag					2.99	40	2.99					
Apples	Honeycrisp	per lb	2.49 - 2.99	194	2.97		2.98	52	2.98		3.99 - 5.54	78	5.32	
Apples	Pink Lady/Cripps Pink	2 lb bag	3.79	34	3.79		4.99	366	4.99		3.97 - 3.99	39	3.98	
Apples	Pink Lady/Cripps Pink	per lb	2.49	9	2.49									
Apples, Processed	Juice	64 oz (1/2 gallon)	2.99	72	2.99									
Avocados	Hass	each	2.00 - 2.50	18	2.28		2.00	463	2.00		0.99	13	0.99	
Avocados	Hass-Marked Large	each	2.49	7	2.49									
Bananas		per lb	0.69 - 0.99	232	0.75						0.77 - 0.89	35	0.80	
Blackberries		5.6-6 oz package	3.49 - 4.99	147	4.22		3.49	945	3.49		3.99 - 4.00	74	3.99	
Blueberries		1 pint (11-12 oz cntr w/ lid)	3.99 - 4.99	54	4.62	12	4.98	52	4.98					
Blueberries		6 oz package	2.99 - 4.99	514	3.27		2.99 - 4.99	604	3.24		2.89 - 4.00	809	2.99	
Clementines		2 lb bag					5.54	86	5.54		4.99	14	4.99	
Grapefruit	RED	per lb	1.49	16	1.49									
Kiwifruit	Hayward	1 lb bag									2.99	7	2.99	
Lemons		2 lb bag	3.99 - 4.49	46	4.08									
Lemons		each	0.66 - 0.88	191	0.83		0.88	86	0.88		0.88	67	0.88	
Mangoes	Round Varieties	each	2.00	8	2.00									
Oranges	Navel	4 lb bag	4.99 - 8.99	238	5.70		4.99	14	4.99					
Oranges	Navel	each	2.00	9	2.00									
Oranges	Navel, Cara Cara	3 lb bag	5.99	9	5.99									
Peaches	Various Yellow Flesh Varieties	per lb					3.79	366	3.79					
Pears	Bosc	2 lb bag					3.48	52	3.48					
Pears	Bosc	per lb									2.21	67	2.21	

Wtd Avg - Simple weighted average





Commodity	Variety	Unit	NORTHEAST U.S.				SOUTHEAST U.S.				MIDWEST U.S.			
			Price Range	Number of Ads	Wtd Avg Price	% Marked Local	Price Range	Number of Ads	Wtd Avg Price	% Marked Local	Price Range	Number of Ads	Wtd Avg Price	% Marked Local
Pears	D'Anjou	2 lb bag					3.48	52	3.48					
Pears	D'Anjou	per lb	1.99 - 2.21	159	2.16		1.99 - 2.21	126	2.14		2.21	67	2.21	
Pineapples		each									3.99	106	3.99	
Raspberries		6 oz package									3.99 - 4.00	74	3.99	
Strawberries		1 lb package					4.98 - 6.99	418	6.74		4.99	116	4.99	
Tangerines/Mandarins		2 lb bag	4.99 - 5.99	175	5.64		3.98 - 5.99	1719	4.70		2.99 - 5.54	678	4.15	

**POTATOES & ONIONS**

Onions, Dry	YELLOW	3 lb bag	4.99	190	4.99								
Onions, Dry	YELLOW	per lb									1.19	13	1.19
Potatoes	ROUND RED	3 lb bag	3.99	190	3.99						2.99 - 3.97	33	3.73
Potatoes	RUSSET	3 lb bag	3.49	65	3.49						3.48 - 3.97	34	3.84
Potatoes	RUSSET	5 lb bag	3.99	224	3.99		5.99	34	5.99		1.99	7	1.99
Potatoes	RUSSET	per lb	1.29	8	1.29						1.49	13	1.49
Potatoes	YELLOW TYPE	3 lb bag	3.99	190	3.99						3.97	25	3.97

**VEGETABLES**

Artichokes		each	2.99	8	2.99								
Asparagus	GREEN	per lb	2.99 - 4.43	329	4.10		2.98 - 4.43	273	3.44		3.99 - 4.99	112	4.35
Beans	ROUND GREEN TYPE	12 oz bag	4.99	15	4.99								
Broccoli		per bunch	3.99 - 4.99	81	4.19		3.99	34	3.99		3.50 - 4.49	54	3.70
Broccoli	CROWN CUT	per lb	2.99	9	2.99		1.79	17	1.79				
Brussels Sprouts		per lb	2.99 - 3.49	18	3.24								
Cabbage	ROUND GREEN TYPE	per lb	1.29 - 1.99	177	1.88		1.29	74	1.29		0.99	8	0.99
Carrots		2 lb bag	3.99	190	3.99		2.49	74	2.49				
Carrots		per bunch	1.99 - 2.99	169	2.10								
Carrots		per lb									1.49	13	1.49
Carrots	BABY PEELED	1 lb bag	2.00 - 2.50	191	2.48		2.50	40	2.50		1.79 - 1.99	116	1.81
Cauliflower		each	2.99	7	2.99						2.99	36	2.99
Celery		each	1.99	322	1.99		2.29	9	2.29		1.97	25	1.97
Celery	HEARTS	per package	3.00 - 3.99	257	3.77						1.99 - 3.48	23	2.57
Cilantro		per bunch									1.89	13	1.89
Cucumbers	LONG SEEDLESS - Greenhouse	each	2.54 - 2.99	129	2.56		2.39	86	2.39		2.54	67	2.54
Kale		per bunch	2.50	54	2.50								
Lettuce	Iceberg	each					2.49	15	2.49				
Lettuce	Romaine (Hearts)	3 count	3.49 - 3.99	189	3.51		3.28 - 3.49	412	3.47		2.99 - 4.00	64	3.38
Mixed Mini Sweet Peppers		1 lb package									4.99	6	4.99
Mushrooms	CREMINI	8 oz package					3.49	366	3.49				
Mushrooms	WHITE	8 oz package	2.99 - 3.99	286	3.30		3.99	3	3.99				

Wtd Avg - Simple weighted average



Commodity	Variety	Unit	NORTHEAST U.S.				SOUTHEAST U.S.				MIDWEST U.S.			
			Price Range	Number of Ads	Wtd Avg Price	% Marked Local	Price Range	Number of Ads	Wtd Avg Price	% Marked Local	Price Range	Number of Ads	Wtd Avg Price	% Marked Local
Mushrooms	WHITE	per lb	1.99	9	1.99									
Peppers (Bell Type)	GREEN	each	1.19	75	1.19		1.19	945	1.19					
Radishes		per bunch								0.99	7	0.99		
Salad (Mixed Types)		10-12 oz package	5.49	131	5.49									
Salad (Mixed Types)		5-9 oz package	2.99 - 4.49	774	3.58		3.50 - 4.99	429	4.00		2.77 - 3.99	449	3.17	
Spinach	FLAT TYPE	5-7 oz package	3.99	107	3.99					3.50	6	3.50		
Spinach	FLAT TYPE	8-10 oz package	3.99	20	3.99									
Sweet Potatoes		per lb	1.99	9	1.99									
Tomatoes	GRAPE TYPE	1 pint package	3.49 - 3.99	255	3.63		3.49	14	3.49		2.00	7	2.00	
Tomatoes	GRAPE TYPE	10 oz package								3.50	20	3.50		
<b>OTHER SPECIALTY CROP ITEMS</b>														
Hemp (Seed) Oil		16 oz					16.99	52	16.99					
Hemp (Seed) Oil		4 oz								6.39	13	6.39		
Hemp Protein		16 oz					13.59	52	13.59					
Hemp Protein		32 oz	34.99	9	34.99									
Hemp Seeds Shelled		12 oz	14.99	9	14.99		14.99	52	14.99					
Hemp Seeds Shelled		16 oz	13.59	9	13.59									
Hemp Seeds Shelled		7 oz	11.99	9	11.99		11.99	52	11.99					

Wtd Avg - Simple weighted average



Commodity	Variety	Unit	SOUTH CENTRAL U.S.				SOUTHWEST U.S.				NORTHWEST U.S.			
			Price Range	Number of Ads	Wtd Avg Price	% Marked Local	Price Range	Number of Ads	Wtd Avg Price	% Marked Local	Price Range	Number of Ads	Wtd Avg Price	% Marked Local
<b>FRUIT</b>														
Apples	Fuji	2 lb bag					3.99	146	3.99					
Apples	Fuji	per lb					1.99 - 2.99	133	2.91					
Apples	Gala/Royal Gala	2 lb bag	4.99	29	4.99		1.49	17	1.49					
Apples	Gala/Royal Gala	per lb	2.49	68	2.49		1.49 - 2.99	145	2.75					
Apples	Granny Smith	2 lb bag	4.99	29	4.99									
Apples	Granny Smith	per lb					2.99	122	2.99					
Apples	Honeycrisp	2 lb bag	5.99	34	5.99					3.00	131	3.00		
Apples	Honeycrisp	per lb	2.98 - 2.99	168	2.98		2.98 - 3.49	192	3.00	1.98 - 2.98	85	2.03	95	
Apples	OPAL	per lb					1.99	8	1.99					
Apples	Pink Lady/Cripps Pink	2 lb bag	4.99	29	4.99									
Apples	Pink Lady/Cripps Pink	per lb					1.99	14	1.99					
Avocados	Hass	each	0.99	92	0.99		0.99 - 1.25	42	1.03	1.50 - 2.00	78	1.61		
Avocados	Hass-Marked Extra Large	each					3.00	8	3.00					
Bananas		per lb								0.89	19	0.89		
Blackberries		5.6-6 oz package	3.99	5	3.99		5.00	5	5.00					
Blueberries		1 pint (11-12 oz cntr w/ lid)	4.98	107	4.98		4.98	184	4.98	4.98	4	4.98		
Blueberries		6 oz package	2.99 - 3.99	294	3.01		3.99 - 5.49	622	4.58	4.98 - 4.99	368	4.99		
Lemons		2 lb bag	3.00	9	3.00									
Lemons		each	0.88	75	0.88		0.99	8	0.99	0.79	79	0.79		
Mangoes	Round Varieties	each					2.49 - 3.99	388	2.59	1.67 - 2.49	293	2.47		
Mangoes	Yellow Varieties	each					2.29	11	2.29	2.00	19	2.00		
Oranges	Navel	per lb	1.99	95	1.99		1.99 - 2.29	19	2.12	1.79	16	1.79		
Oranges	Navel, Cara Cara	per lb								1.69	17	1.69		
Pears	Bosc	2 lb bag	3.48	107	3.48		3.48	184	3.48					
Pears	Bosc	per lb								1.98	4	1.98		
Pears	D'Anjou	2 lb bag	3.48	107	3.48		3.48	184	3.48					
Pears	D'Anjou	per lb	2.21	75	2.21		2.21	109	2.21	1.98 - 2.21	26	2.17		
Pineapples		each								3.99	24	3.99		
Raspberries		6 oz package	3.99 - 4.49	15	4.32		5.00	5	5.00					
Strawberries		1 lb package	4.98 - 6.99	231	5.24		4.98 - 5.99	371	5.49	4.98	4	4.98		
Tangerines/Mandarins		2 lb bag	2.97 - 5.54	651	3.84		3.29 - 5.54	601	4.25	3.98 - 5.54	164	4.20		
Tangerines/Mandarins		5 lb package								4.97	14	4.97		
<b>POTATOES &amp; ONIONS</b>														
Onions, Dry	YELLOW	per lb	1.19	92	1.19		1.19 - 1.49	34	1.29	1.19	26	1.19		
Potatoes	RUSSET	3 lb bag					2.99	6	2.99	2.98	81	2.98		

Wtd Avg - Simple weighted average



Commodity	Variety	Unit	SOUTH CENTRAL U.S.				SOUTHWEST U.S.				NORTHWEST U.S.			
			Price Range	Number of Ads	Wtd Avg Price	% Marked Local	Price Range	Number of Ads	Wtd Avg Price	% Marked Local	Price Range	Number of Ads	Wtd Avg Price	% Marked Local
Potatoes	RUSSET	5 lb bag					4.99	8	4.99					
Potatoes	RUSSET	per lb	1.49	92	1.49		1.49	23	1.49		1.49	26	1.49	
<b>VEGETABLES</b>														
Asparagus	GREEN	per lb	2.99 - 4.43	98	4.09		2.99 - 4.99	273	3.83		2.99 - 4.99	61	4.13	
Beets		per bunch					2.00 - 2.50	93	2.11		2.50	11	2.50	
Broccoli		per bunch	2.99 - 3.00	18	3.00									
Broccoli		per lb					2.49	11	2.49		1.99	9	1.99	
Broccoli	CROWN CUT	per lb	3.99	34	3.99									
Brussels Sprouts		12 oz bag									3.98	6	3.98	
Cabbage	ROUND GREEN TYPE	per lb					1.69	53	1.69					
Carrots		per bunch					0.99 - 2.49	183	2.03	66	2.50 - 3.49	41	3.07	
Carrots		per lb	1.49	92	1.49		1.49	23	1.49		1.49	26	1.49	
Carrots	BABY PEELED	1 lb bag	1.49 - 1.79	369	1.57						2.50	6	2.50	
Cauliflower		each	3.00	9	3.00		3.99	146	3.99					
Cauliflower		per lb					1.49 - 1.99	58	1.53					
Celery		each					0.59 - 1.99	51	0.89		2.99	17	2.99	
Cilantro		per bunch	1.89	92	1.89		0.99 - 1.89	36	1.56		1.89	26	1.89	
Cucumbers	LONG SEEDLESS - Greenhouse	each	1.49 - 2.54	330	1.73		2.54 - 2.89	123	2.58		2.54	22	2.54	
Kale		per bunch					2.99	16	2.99					
Lettuce	Romaine (Hearts)	3 count	3.49 - 3.99	72	3.73		2.49 - 3.00	46	2.71		2.50 - 3.99	131	3.61	
Mixed Mini Sweet Peppers		1 lb package					3.99 - 4.99	27	4.51					
Mushrooms	CREMINI	8 oz package	3.49	29	3.49		3.00 - 3.69	372	3.03					
Mushrooms	WHITE	8 oz package	1.98	17	1.98		3.00 - 3.49	398	3.02		2.99 - 3.00	418	3.00	
Salad (Mixed Types)		10-12 oz package	5.00	95	5.00		5.00	392	5.00					
Salad (Mixed Types)		5-9 oz package	4.00 - 4.48	38	4.11		3.00 - 3.50	268	3.27					
Swiss Chard		per bunch					1.99	8	1.99					
Tomatoes	GRAPE TYPE	1 pint package	3.00	9	3.00		2.00	73	2.00					
Tomatoes	Vine Ripes - Heirloom Varieties - Greenhouse	per lb					2.99	13	2.99					
Tomatoes	VINE RIPES - ON THE VINE - Greenhouse	per lb					3.99	11	3.99		2.99	16	2.99	
<b>OTHER SPECIALTY CROP ITEMS</b>														
Hemp (Seed) Oil		16 oz	16.99	107	16.99		16.99	184	16.99		16.99	4	16.99	
Hemp (Seed) Oil		4 oz	6.39	92	6.39		6.39	23	6.39		6.39	26	6.39	
Hemp Protein		16 oz					13.49	109	13.49					
Hemp Protein		32 oz									34.99	4	34.99	

Wtd Avg - Simple weighted average



Commodity	Variety	Unit	SOUTH CENTRAL U.S.				SOUTHWEST U.S.				NORTHWEST U.S.			
			Price Range	Number of Ads	Wtd Avg Price	% Marked Local	Price Range	Number of Ads	Wtd Avg Price	% Marked Local	Price Range	Number of Ads	Wtd Avg Price	% Marked Local
Hemp Seeds Shelled		12 oz	14.99	107	14.99		14.99	184	14.99		14.99	4	14.99	
Hemp Seeds Shelled		16 oz	13.59	107	13.59		13.59	184	13.59		13.59	4	13.59	
Hemp Seeds Shelled		7 oz	11.99	107	11.99		10.99 - 11.99	293	11.62		11.99	4	11.99	

Wtd Avg - Simple weighted average



Commodity	Variety	Unit	ALASKA U.S.				HAWAII U.S.			
			Price Range	Number of Ads	Wtd Avg Price	% Marked Local	Price Range	Number of Ads	Wtd Avg Price	% Marked Local
<b>FRUIT</b>										
Blueberries		6 oz package	3.50	3	3.50					
Lemons		each	0.79	1	0.79	1.23	4	1.23		
Pears	D'Anjou	per lb				3.10	8	3.10		
Tangerines/Mandarins		2 lb bag	4.99	11	4.99	7.76	4	7.76		
<b>VEGETABLES</b>										
Asparagus	GREEN	per lb				6.21	4	6.21		
Beets		per lb	1.98	3	1.98					
Celery		each	2.39	1	2.39					
Cucumbers	LONG SEEDLESS - Greenhouse	each				3.56	4	3.56		
Lettuce	Green Leaf	each	2.50	3	2.50					
Lettuce	Red Leaf	each	2.50	3	2.50					
Tomatoes	GRAPE TYPE	1 pint package	3.49	1	3.49					
Tomatoes	GRAPE TYPE	10 oz package	3.18	3	3.18					

Wtd Avg - Simple weighted average

**REGIONAL DEFINITIONS**

As used in this report, regions include the following states:	
NORTHEAST U.S.	Connecticut, Delaware, Massachusetts, Maryland, Maine, New Hampshire, New Jersey, New York, Pennsylvania, Rhode Island and Vermont
SOUTHEAST U.S.	Alabama, Florida, Georgia, Mississippi, North Carolina, South Carolina, Tennessee, Virginia and West Virginia
MIDWEST U.S.	Iowa, Illinois, Indiana, Kentucky, Michigan, Minnesota, North Dakota, Nebraska, Ohio, South Dakota and Wisconsin
SOUTH CENTRAL U.S.	Arkansas, Colorado, Kansas, Louisiana, Missouri, New Mexico, Oklahoma, and Texas
SOUTHWEST U.S.	Arizona, California, Nevada and Utah
NORTHWEST U.S.	Idaho, Montana, Oregon, Washington, and Wyoming
ALASKA	Alaska
HAWAII	Hawaii
NATIONAL	Continental United States

1 -- Specialty Crops Market News surveys nearly 271 retailers, comprising over 29,700 individual stores, with online weekly advertised features.

2 -- Date range reflects one week of data collection ending on the report date and encompassing ad pricing good from the Saturday before the report release date through the following Friday.