



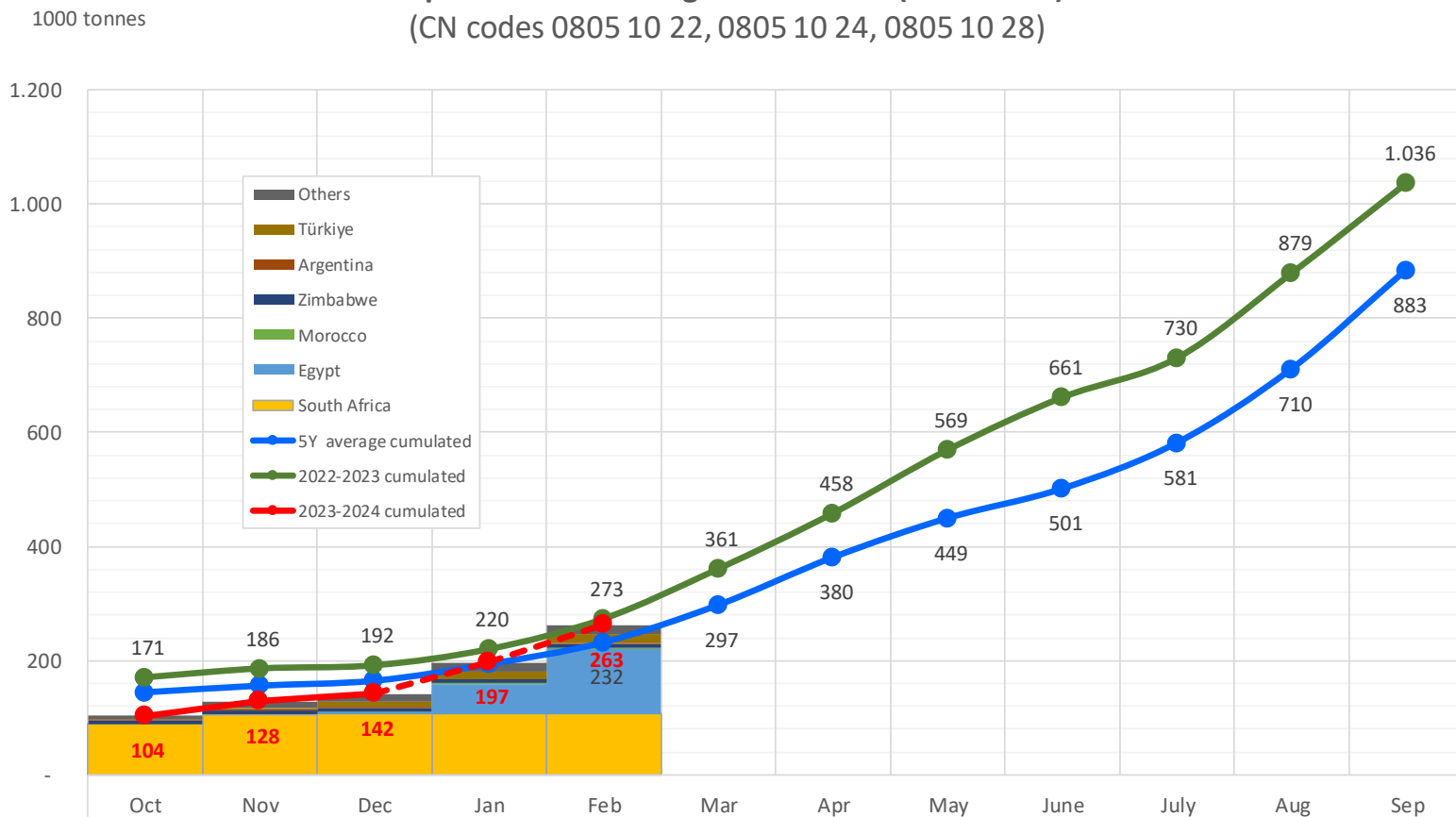
# Monthly update on citrus fruits imports

1. [Oranges](#)
2. [Small citrus](#)
3. [Lemons](#)
4. [Grapefruits](#)

Updated on 11 March 2024

Sources: COMEXT; for January and February 2024 TAXUD surveillance

## Imports of fresh oranges into the EU (cumulated) (CN codes 0805 10 22, 0805 10 24, 0805 10 28)



Sources: Eurostat Comext; for January and February 2024: TAXUD surveillance; Updated on 11/03/2024



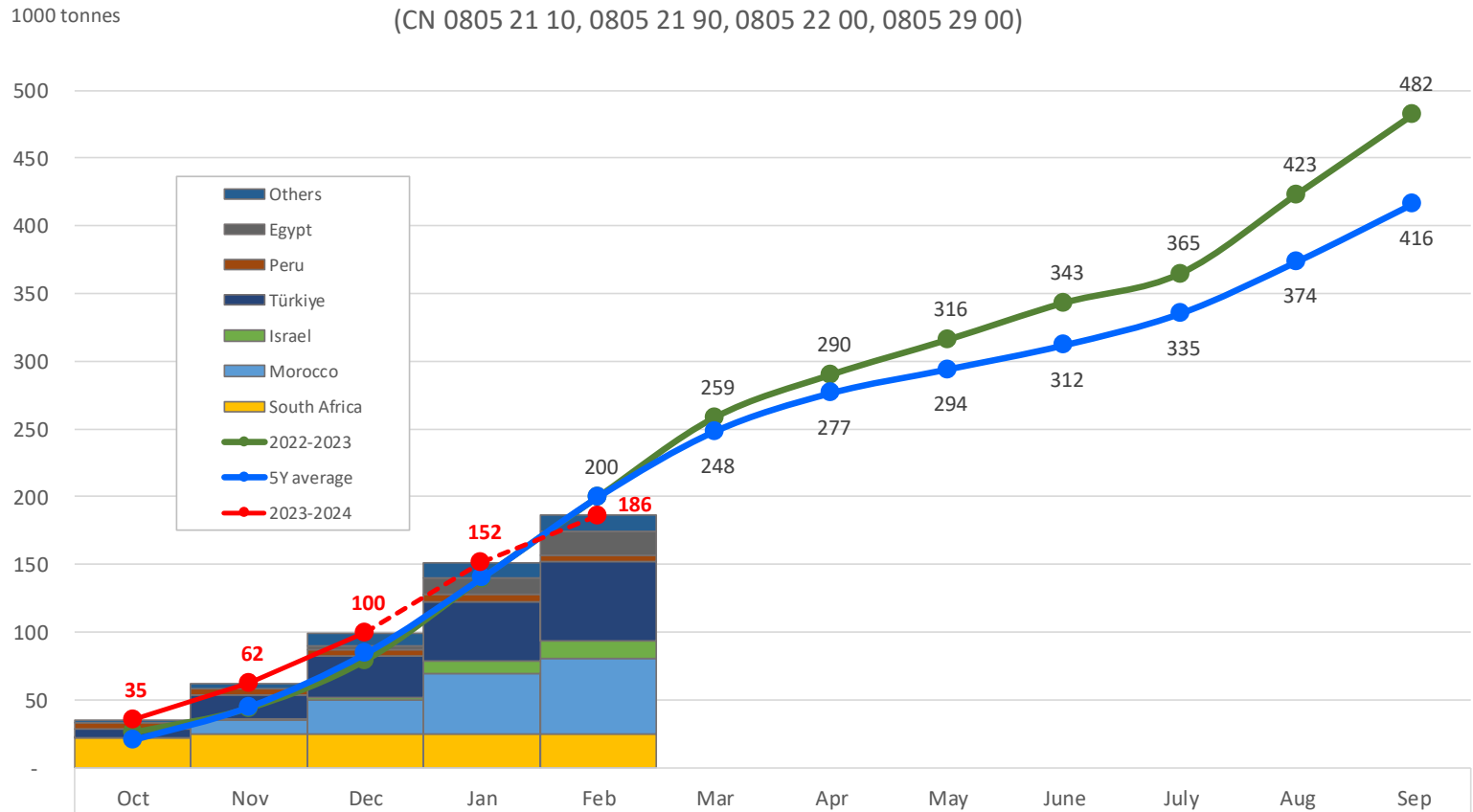
## EU monthly oranges imports (tonnes)

Sources: Eurostat Comext; for January and February 2024: TAXUD surveillance

Updated on 11/03/2024

	Oct	Nov	Dec	Jan	Feb	Mar	Apr	May	June	July	Aug	Sep	Total
<b>2022-2023</b>	170.719	15.510	5.557	28.354	53.184	87.579	97.262	111.042	92.118	68.801	148.555	157.641	<b>1.036.320</b>
<b>5Y average</b>	144.105	11.611	8.670	29.158	38.137	65.245	83.320	68.693	51.587	80.070	129.412	173.129	<b>883.137</b>
<b>2023-2024</b>	103.520	24.641	13.549	55.415	65.569								<b>262.693</b>
<b>South Africa</b>	88.888	16.576	880	0	0								<b>106.344</b>
<b>Egypt</b>	0	0	3.399	48.831	62.726								<b>114.957</b>
<b>Morocco</b>	0	28	686	638	128								<b>1.481</b>
<b>Zimbabwe</b>	6.426	587	112	0	0								<b>7.125</b>
<b>Argentina</b>	1.392	21	0	0	0								<b>1.413</b>
<b>Türkiye</b>	366	3.280	5.771	3.576	1.313								<b>14.307</b>
<b>Others</b>	6.448	4.148	2.700	2.369	1.402								<b>17.067</b>

### Imports of small citrus into the EU (cumulated) (CN 0805 21 10, 0805 21 90, 0805 22 00, 0805 29 00)



Sources: Eurostat Comext; for January and February 2024: TAXUD surveillance; Updated on 11/03/2024

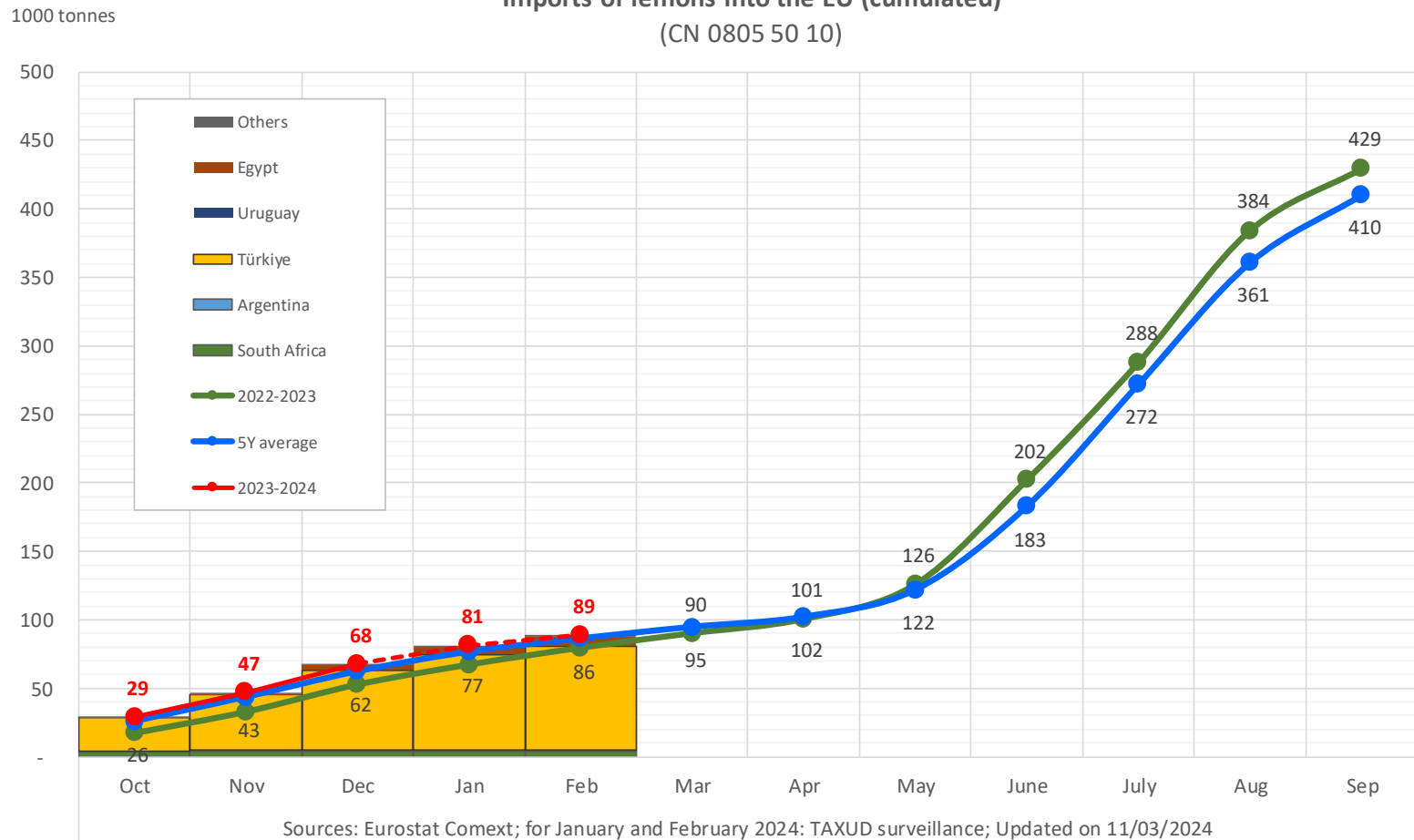
## EU monthly imports of small citrus fruits (tonnes)

Sources: Eurostat Comext; for January and February 2024: TAXUD surveillance

Updated on 11/03/2024

	Oct	Nov	Dec	Jan	Feb	Mar	Apr	May	June	July	Aug	Sep	Total
<b>2022-2023</b>	25.924	18.116	35.311	60.601	60.088	58.561	31.639	25.748	27.277	21.602	58.398	58.924	<b>482.189</b>
<b>5Y average</b>	20.629	24.462	39.351	55.850	59.686	48.432	28.377	17.488	17.805	23.336	38.226	42.721	<b>416.365</b>
<b>2023-2024</b>	35.280	26.967	37.269	52.022	34.763								<b>186.300</b>
<b>South Africa</b>	21.672	3.274	44	45	0								<b>25.035</b>
<b>Morocco</b>	666	9.879	14.817	19.170	11.213								<b>55.745</b>
<b>Israel</b>	0	46	1.209	7.670	4.019								<b>12.944</b>
<b>Türkiye</b>	5.992	12.201	12.417	13.679	14.152								<b>58.440</b>
<b>Peru</b>	4.508	404	115	0	0								<b>5.027</b>
<b>Egypt</b>	0	90	2.563	9.445	5.122								<b>17.220</b>
<b>Others</b>	2.442	1.073	6.105	2.014	257								<b>11.890</b>

### Imports of lemons into the EU (cumulated) (CN 0805 50 10)



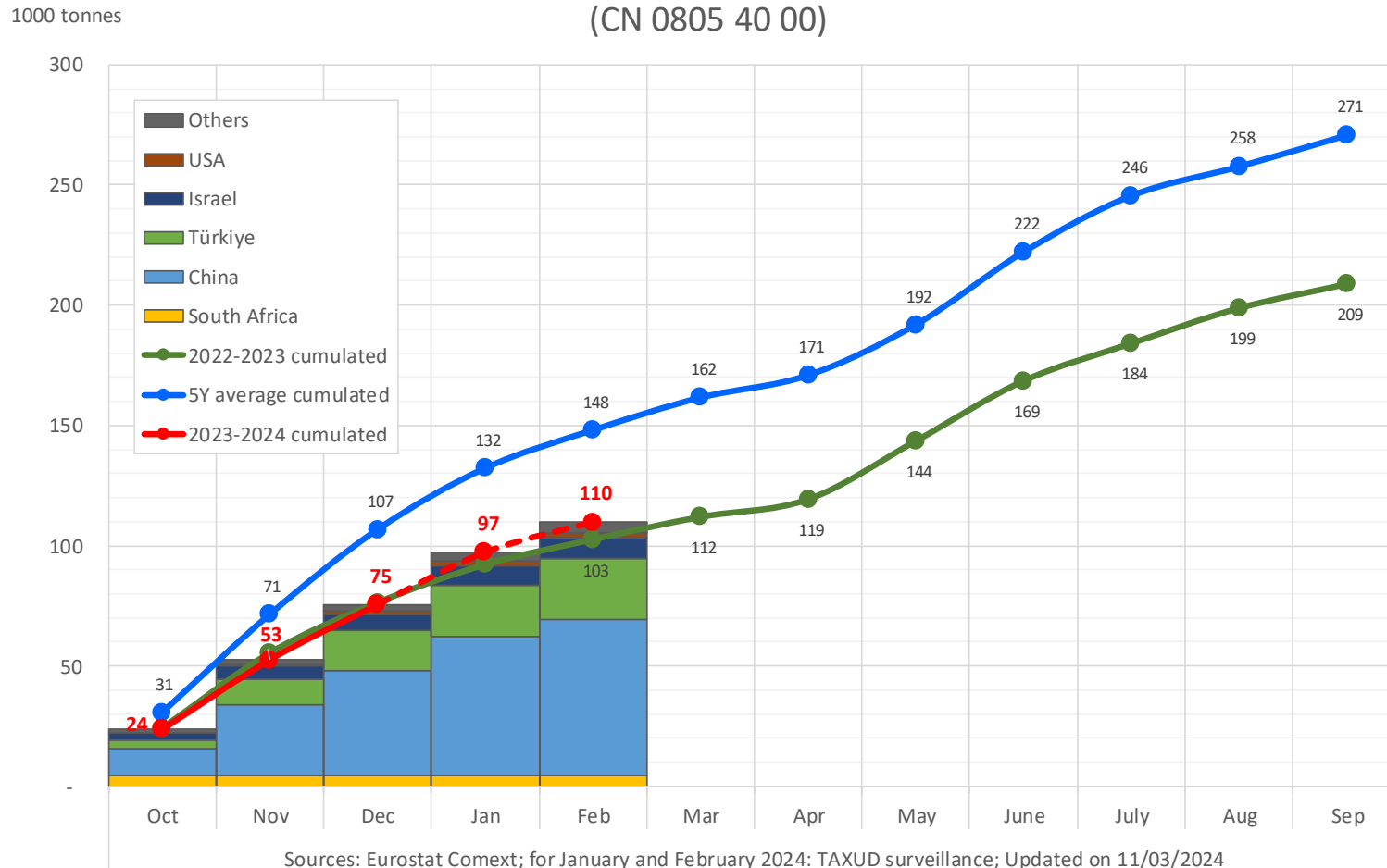
## EU monthly lemon imports (tonnes)

Sources: Eurostat Comext; for January and February 2024: TAXUD surveillance

Updated on 11/03/2024

	Oct	Nov	Dec	Jan	Feb	Mar	Apr	May	June	July	Aug	Sep	Total
<b>2022-2023</b>	17.325	15.578	19.878	14.579	12.309	10.628	10.351	25.274	76.222	85.799	96.309	45.128	<b>429.380</b>
<b>5Y average</b>	25.686	17.730	18.746	14.370	9.655	8.485	7.343	19.817	61.032	89.175	88.949	49.296	<b>410.285</b>
<b>2023-2024</b>	29.225	17.779	20.551	13.735	7.507								<b>88.796</b>
<b>South Africa</b>	3.736	31	92	1	0								<b>3.859</b>
<b>Argentina</b>	692	110	0	0	0								<b>802</b>
<b>Türkiye</b>	23.938	16.771	18.010	11.258	6.313								<b>76.289</b>
<b>Uruguay</b>	71	0	0	0	0								<b>71</b>
<b>Egypt</b>	174	680	2.332	2.420	1.150								<b>6.756</b>
<b>Others</b>	615	187	116	56	43								<b>1.019</b>

## Grapefruit imports into the EU (cumulated) (CN 0805 40 00)







## EU monthly grapefruit imports (tonnes)

Sources: Eurostat Comext; for January and February 2024: TAXUD surveillance

Updated on 11/03/2024

	Oct	Nov	Dec	Jan	Feb	Mar	Apr	May	June	July	Aug	Sep	Total
<b>2022-2023</b>	24.124	31.332	20.902	15.807	10.451	9.384	7.319	24.307	25.015	15.587	14.689	10.018	<b>208.936</b>
<b>5y average</b>	30.631	40.831	35.271	25.515	15.811	13.542	9.288	21.050	30.240	23.406	12.128	13.003	<b>270.715</b>
<b>2023-2024</b>	23.913	28.689	22.653	21.868	12.739								<b>109.863</b>
<b>South Africa</b>	4.282	209	0	0	0								<b>4.492</b>
<b>China</b>	11.359	17.831	14.404	14.351	6.917								<b>64.861</b>
<b>Türkiye</b>	3.761	7.068	5.766	4.502	4.108								<b>25.204</b>
<b>Israel</b>	3.047	2.490	1.286	1.315	425								<b>8.563</b>
<b>USA</b>	0	683	588	648	125								<b>2.044</b>
<b>Others</b>	1.464	409	609	1.053	1.164								<b>4.698</b>