



Advertised Prices for Specialty Crops Products at Major Retail Supermarket Outlets ending during the period of 3/23/2024 to 4/4/2024

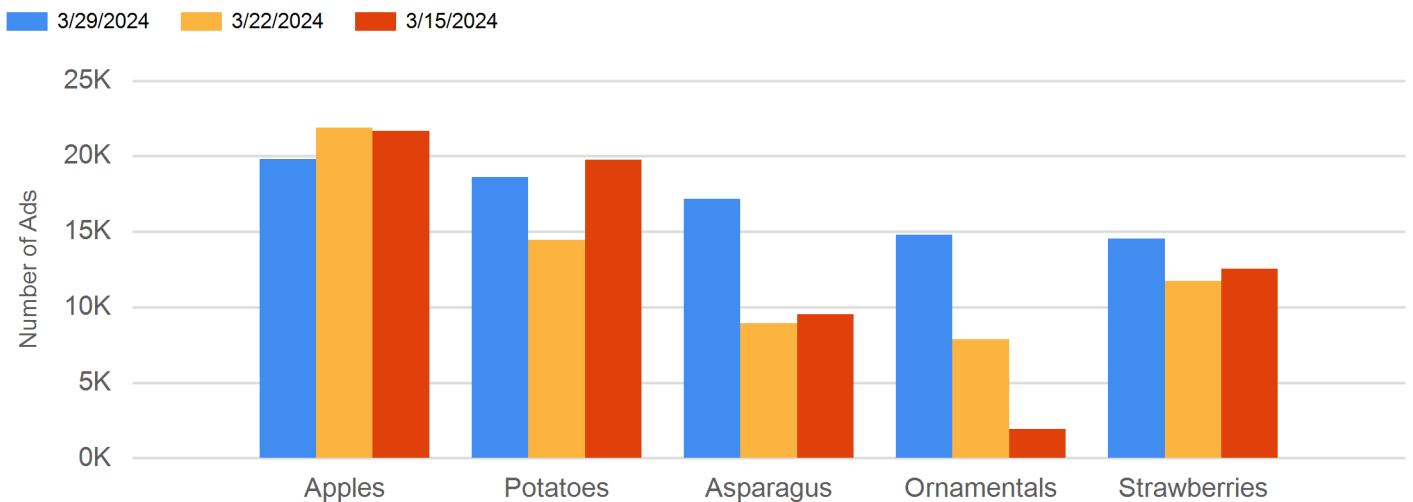
Spring Celebrations

Shoppers had plenty to enjoy in grocery stores this week, whether they were celebrating Passover, Easter, Ramadan, or simply that spring had arrived. Favorite Easter items like pineapples, strawberries, avocados, grapes, potatoes, asparagus, artichokes, sweet potatoes, green beans, and Brussels sprouts were abundantly featured. Dates, honey, tomatoes, onions, and bell peppers were popular for Ramadan observances. Passover staples such as apple and grape juices, carrots, and apples were advertised alongside seasonally popular items like parsnips, turnips, and parsley. Easter lilies and tulips were very popular this week, with ornamentals accounting for a hefty 5% of total ads. Flyers were chock full of Easter gift ideas, decorations, candy, and bakery items.

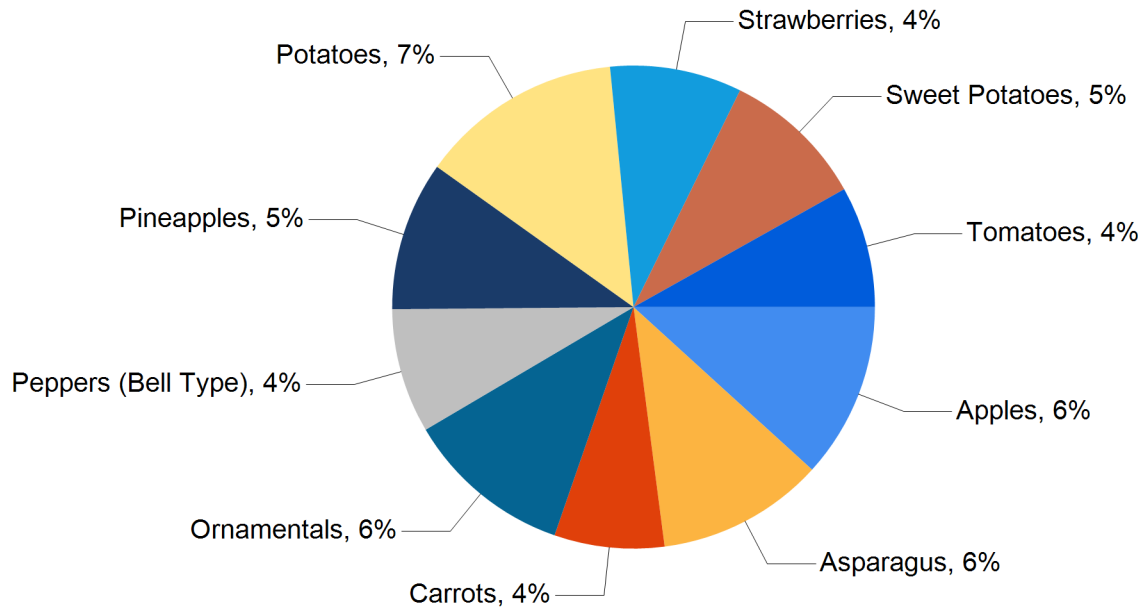
Total ad numbers this week were 299,114, a 13% increase from last week's total of 265,835. The total for the same week last year was 14% lower at 263,163. The total number of ads broken out by commodity groups: fruit 129,457 (43% of all ads), onions and potatoes 25,333 (8%), vegetables 126,624 (42%), herbs 1,108, ornamentals 14,861 (5%), and hemp 2,839. The number of ads for organic produce was 36,273, 12% of total ads.

The following are the prices of major advertised items (3,000 plus ads) this week, compared to the same week last year. Significant increases in price for fruit this week included only seedless grapes (white at 66%, red at 60%). Significant decreases included Honeycrisp apples (per lb.) at 24%, strawberries (1 lb.) at 19%, and pineapples (ea.) at 13%. Significant increase in price for onions and potatoes this week included only yellow onions (3 lb. bag) at 16%. Significant decreases included bagged Russet potatoes (10 lb. at 26% and 5 lb. at 18%). Significant increases in price for vegetables this week included only baby carrots (1 lb. bag) at 25%. Significant decreases included only asparagus at 19%. Tulips (10-stem bunches) decreased in price by 17%.

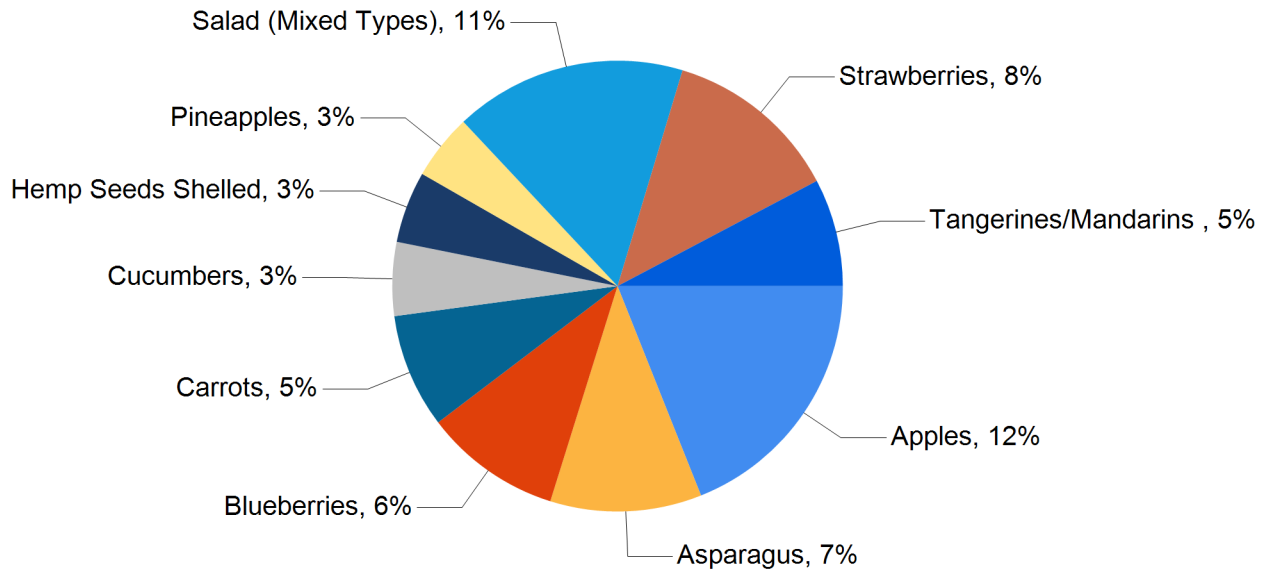
Top 5 Commodities Featured This Week



Top 10 Commodities as Percentage of Total Conventional Ads

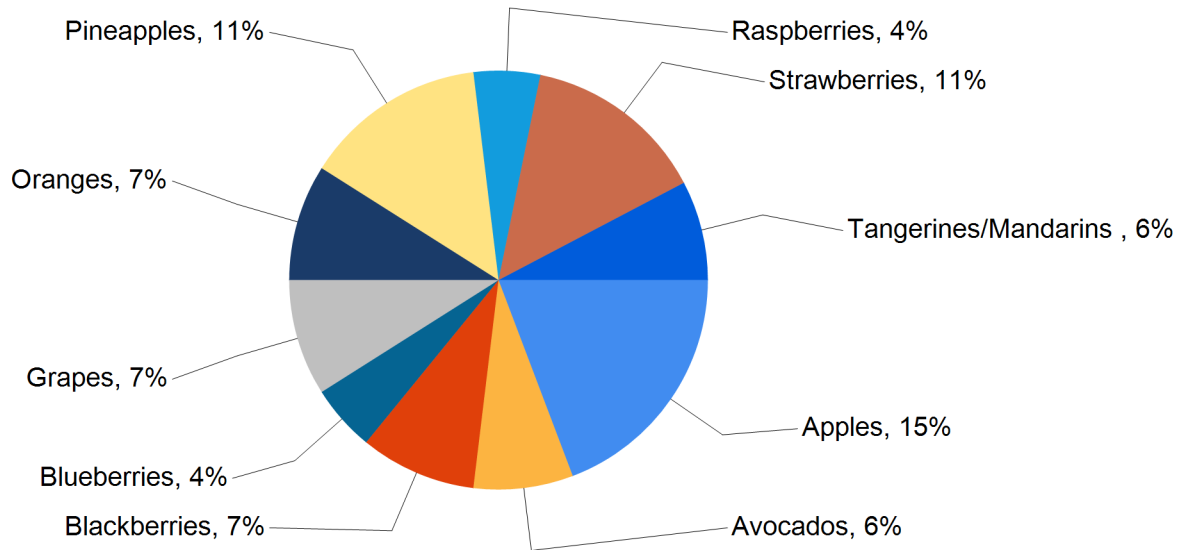


Top 10 Commodities as Percentage of Total Organic Ads

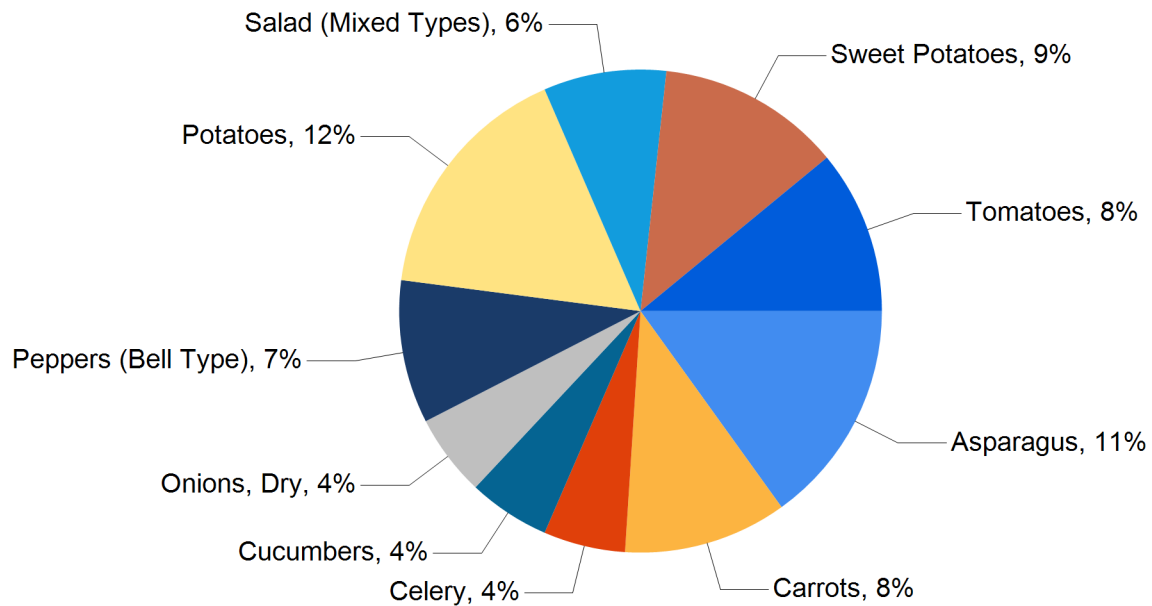


Wtd Avg - Simple weighted average

Top 10 Fruits as Percentage of Total Fruit Ads



Top 10 Vegetables as Percentage of Total Vegetable Ads Including Onions and Potatoes



Wtd Avg - Simple weighted average

NATIONAL CONVENTIONAL SUMMARY
 (not including AK & HI)

Fruit								
Commodity	Variety	Unit	THIS WEEK		LAST WEEK		LAST YEAR	
			Number of Ads	Wtd Avg Price	Number of Ads	Wtd Avg Price	Number of Ads	Wtd Avg Price
Apple Pears		per lb	40	0.99	49	1.45	86	2.06
Apples	Ambrosia	per lb	284	1.00	163	0.89		
Apples	Braeburn	per lb	55	1.28	9	1.55	90	1.27
Apples	Cortland	3 lb bag	78	1.99				
Apples	Empire	3 lb bag	96	2.99	96	2.99		
Apples	Envy	2 lb bag	188	1.99	126	2.98		
Apples	Envy	per lb	53	1.18	689	1.47		
Apples	Fuji	2 lb bag	188	2.79				
Apples	Fuji	3 lb bag	613	2.93	324	3.10	177	3.98
Apples	Fuji	5 lb bag	8	3.99	13	5.99	18	8.99
Apples	Fuji	per lb	924	1.24	2,015	1.19	2,615	1.67
Apples	Gala/Royal Gala	2 lb bag	386	2.50	27	2.99	19	2.50
Apples	Gala/Royal Gala	3 lb bag	1,086	3.89	1,138	3.38	956	3.76
Apples	Gala/Royal Gala	5 lb bag	8	3.99	13	5.99	18	8.99
Apples	Gala/Royal Gala	per lb	570	1.39	1,634	1.46	2,254	1.64
Apples	Golden Delicious	2 lb bag	133	2.50	35	2.88	8	3.29
Apples	Golden Delicious	3 lb bag	65	2.89	105	3.63	296	3.01
Apples	Golden Delicious	5 lb bag	45	4.81				
Apples	Golden Delicious	per lb	301	1.56	167	0.95	250	1.85
Apples	Granny Smith	2 lb bag	945	3.49	27	2.99		
Apples	Granny Smith	3 lb bag	554	3.15	2,206	4.04	567	5.29
Apples	Granny Smith	per lb	1,599	1.58	1,458	1.39	915	2.16
Apples	Honeycrisp	2 lb bag	410	3.91	366	3.99	1,195	5.99
Apples	Honeycrisp	3 lb bag	23	4.49	24	4.20		
Apples	Honeycrisp	per lb	4,394	1.75	2,663	1.79	1,911	2.29
Apples	Jazz	per lb	10	1.99				
Apples	Jonagold	per lb	130	1.28	9	1.55		
Apples	McIntosh	3 lb bag	438	3.47	106	3.04	156	4.19
Apples	OPAL	per lb	12	2.99	17	1.78		
Apples	Pink Lady/Cripps Pink	2 lb bag	133	2.50				
Apples	Pink Lady/Cripps Pink	3 lb bag	257	3.96			779	2.98
Apples	Pink Lady/Cripps Pink	per lb	407	1.50	784	1.36	2,042	1.79
Apples	Red Delicious	2 lb bag	133	2.50	27	2.99	19	2.50

Wtd Avg - Simple weighted average



Commodity	Variety	Unit	THIS WEEK		LAST WEEK		LAST YEAR	
			Number of Ads	Wtd Avg Price	Number of Ads	Wtd Avg Price	Number of Ads	Wtd Avg Price
Apples	Red Delicious	3 lb bag	562	3.74	960	3.32	974	3.76
Apples	Red Delicious	5 lb bag	37	4.99			20	3.99
Apples	Red Delicious	per lb	362	1.33	321	1.38	647	1.83
Apples, Processed	Juice	128 oz (1 gallon)	35	5.81	55	3.05	84	6.31
Apples, Processed	Juice	64 oz (1/2 gallon)	2,911	2.67	3,210	2.53	1,079	2.69
Apples, Processed	Juice Marked Cider	128 oz (1 gallon)	197	6.99	197	6.99		
Apples, Processed	Juice Marked Cider	64 oz (1/2 gallon)	59	2.86	48	2.28	125	3.38
Avocados	Hass	each	5,325	1.07	6,704	1.06	9,434	1.10
Avocados	Hass-Marked Extra Large	each	379	2.54	531	2.61		
Avocados	Hass-Marked Large	each	967	1.47	853	1.50		
Avocados	Hass-Marked Medium	each	1,102	1.38	1,922	0.89		
Avocados	Hass-Marked Small	each	11	0.50	453	0.46		
Avocados	Various Greenskin Varieties	each	8	1.99	419	2.44	404	2.00
Bananas		per lb	575	0.51	762	0.50	469	0.59
Blackberries		1 pint (11-12 oz cntr w/ lid)	53	4.59	372	5.57		
Blackberries		5.6-6 oz package	7,542	2.87	8,142	2.77	5,244	3.06
Blueberries		1 pint (11-12 oz cntr w/ lid)	1,427	3.07	1,706	3.75		
Blueberries		6 oz package	1,954	3.15	2,053	3.09	2,594	3.04
Cantaloupes		each	2,371	2.98	3,373	2.73	4,047	3.06
Cantaloupes		per lb	623	0.87	285	0.66	444	0.67
Clementines		2 lb bag	53	3.95	106	3.26	744	3.58
Clementines		3 lb bag	1,337	4.56	1,430	4.42	1,268	4.29
Clementines		per lb	22	1.69				
Grapefruit	RED	5 lb bag	8	4.99			382	3.06
Grapefruit	RED	each	268	1.00	1,233	1.00	182	1.13
Grapes	Black Seedless	per lb	911	2.80	2,623	2.57	2,752	2.11
Grapes	Red Globe Seeded Type	per lb	197	2.99			303	2.70
Grapes	Red Seedless	per lb	3,969	3.14	5,611	2.60	8,763	1.96
Grapes	White Seedless Type	per lb	4,438	3.27	7,816	2.63	8,324	1.97
Honeydews		each	2,031	3.98	1,052	3.90	948	3.65
Honeydews		per lb	155	0.99	9	0.99	7	1.29
Kiwifruit	Hayward	each	189	0.75	171	0.64	292	0.51
Kiwifruit	Yellow Flesh	1 lb bag	11	4.99				
Lemons		1 lb bag	475	2.60	155	2.03		
Lemons		2 lb bag	1,213	3.83	2,518	2.96	1,211	3.19
Lemons		each	2,292	0.67	1,942	0.59	1,586	0.61

Wtd Avg - Simple weighted average



Commodity	Variety	Unit	THIS WEEK		LAST WEEK		LAST YEAR	
			Number of Ads	Wtd Avg Price	Number of Ads	Wtd Avg Price	Number of Ads	Wtd Avg Price
Lemons		per lb	150	0.60	127	0.75	116	0.61
Limes		each	563	0.48	778	0.69	755	0.45
Limes		per lb	100	1.21	42	0.99		
Mangoes	Round Varieties	each	1,567	1.34	1,271	1.22		
Mangoes	Round Varieties Marked Extra Large	each	215	1.55	11	2.79		
Mangoes	Round Varieties Marked Large	each	135	1.87				
Mangoes	Round Varieties Marked Small	each	7	1.50				
Mangoes	Yellow Varieties	each	987	0.96	1,557	1.03		
Mangoes	Yellow Varieties Marked Large	each	40	1.33				
Nectarines	Various White Flesh Varieties	per lb	9	2.46	15	1.85		
Nectarines	Various Yellow Flesh Varieties	per lb	448	2.57	1,049	2.64	130	2.56
Oranges	Navel	3 lb bag	1,019	4.47	297	2.88	606	3.90
Oranges	Navel	4 lb bag	921	5.00	1,654	4.44	2,240	3.86
Oranges	Navel	8 lb bag	229	8.19	1,858	7.14	456	8.64
Oranges	Navel	each	2,185	1.04	1,462	0.90	1,422	1.00
Oranges	Navel	per lb	1,185	1.03	1,827	1.16	2,084	1.45
Oranges	Navel, Cara Cara	3 lb bag	1,681	4.89	1,239	4.91		
Oranges	Navel, Cara Cara	each	170	1.04	520	0.86		
Oranges	Navel, Cara Cara	per lb	464	1.52	781	1.05		
Oranges	Valencia	each	144	0.40				
Papaya	Maradol/Tainung Types	per lb	192	1.13	146	0.94	640	0.99
Peaches	Various Yellow Flesh Varieties	per lb	273	3.01	939	2.69	139	2.56
Pears	Bartlett	per lb	501	1.70	822	1.85	928	1.84
Pears	Bosc	per lb	353	1.77	941	1.68	658	1.98
Pears	D'Anjou	per lb	486	1.41	1,298	1.81	1,536	1.78
Pineapples		each	12,593	2.26	4,324	2.52	3,971	2.59
Pineapples		per lb	602	0.84	285	0.64	325	0.62
Plums		per lb	435	2.99	679	3.01	349	2.74
Raspberries		1 pint (11-12 oz cntr w/ lid)	16	6.99	372	5.57		
Raspberries		6 oz package	4,026	2.94	4,199	2.99		
Strawberries		1 lb package	10,188	2.68	8,285	2.92	4,134	3.31
Strawberries		2 lb package	1,457	5.07	1,515	6.00	419	6.31
Tangelos		3 lb bag	863	4.40	58	4.51	144	4.95
Tangelos		each	496	1.41	232	1.01		
Tangelos		per lb	16	1.47	85	1.43	8	1.99
Tangerines/Mandarins		2 lb bag	437	4.37	734	4.45	887	4.83
Tangerines/Mandarins		3 lb bag	4,778	4.32	7,957	4.09	7,644	3.96

Wtd Avg - Simple weighted average



Commodity	Variety	Unit	THIS WEEK		LAST WEEK		LAST YEAR	
			Number of Ads	Wtd Avg Price	Number of Ads	Wtd Avg Price	Number of Ads	Wtd Avg Price
Tangerines/Mandarins		5 lb package	269	6.11	13	5.99		
Tangerines/Mandarins		each	131	1.22			1,031	0.80
Tangerines/Mandarins		per lb	167	1.58	567	2.29	803	2.67
Watermelons	Red Flesh Seedless Miniature	each	750	4.34	1,139	4.11	661	3.98
Watermelons	Red Flesh Seedless Type	each	211	6.80	180	6.99	2	6.98

Potatoes & Onions

Commodity	Variety	Unit	THIS WEEK		LAST WEEK		LAST YEAR	
			Number of Ads	Wtd Avg Price	Number of Ads	Wtd Avg Price	Number of Ads	Wtd Avg Price
Onions, Dry	RED	per lb	1,231	1.30	332	1.31	368	1.07
Onions, Dry	WHITE	per lb	169	1.00	82	1.02	1,468	0.76
Onions, Dry	YELLOW	2 lb bag	96	2.17	400	2.19	348	2.01
Onions, Dry	YELLOW	3 lb bag	3,317	3.05	2,686	3.06	2,601	2.63
Onions, Dry	YELLOW	per lb	330	0.94	277	0.92	1,919	0.91
Onions, Dry	YELLOW MARKED SWEET	2 lb bag	44	2.51	149	2.89	653	2.21
Onions, Dry	YELLOW MARKED SWEET	3 lb bag	241	3.27	313	3.73	555	3.61
Onions, Dry	YELLOW MARKED SWEET	per lb	877	1.27	1,075	1.33	2,183	1.16
Potatoes	ROUND RED	10 lb bag	11	3.99				
Potatoes	ROUND RED	3 lb bag	447	2.83	126	2.87	115	2.96
Potatoes	ROUND RED	5 lb bag	3,312	3.59	2,454	3.89	2,016	3.58
Potatoes	ROUND RED	per lb	350	1.12	523	1.09	818	1.06
Potatoes	ROUND WHITE	5 lb bag	98	3.24	222	2.77	93	3.32
Potatoes	ROUND WHITE	per lb	58	1.07	122	1.02	77	1.32
Potatoes	RUSSET	10 lb bag	3,437	3.74	1,382	4.55	627	5.06
Potatoes	RUSSET	3 lb bag	121	2.49	121	1.84	26	1.79
Potatoes	RUSSET	5 lb bag	5,846	2.56	4,150	2.51	2,816	3.12
Potatoes	RUSSET	8 lb bag	224	3.09	1,199	5.57	67	3.11
Potatoes	RUSSET	per lb	697	1.03	757	1.02	413	1.27
Potatoes	YELLOW TYPE	10 lb bag	8	2.99	8	2.99		
Potatoes	YELLOW TYPE	3 lb bag	303	2.40	134	2.77	149	3.59
Potatoes	YELLOW TYPE	5 lb bag	2,902	3.27	1,544	3.98	792	3.73
Potatoes	YELLOW TYPE	per lb	109	0.92	186	0.93	405	1.14

Vegetables

Commodity	Variety	Unit	THIS WEEK		LAST WEEK		LAST YEAR	
			Number of Ads	Wtd Avg Price	Number of Ads	Wtd Avg Price	Number of Ads	Wtd Avg Price
Artichokes		each	716	2.81	952	2.58	1,407	2.60
Asparagus	GREEN	per lb	14,702	1.96	7,977	2.55	7,525	2.42

Wtd Avg - Simple weighted average



Commodity	Variety	Unit	THIS WEEK		LAST WEEK		LAST YEAR	
			Number of Ads	Wtd Avg Price	Number of Ads	Wtd Avg Price	Number of Ads	Wtd Avg Price
Beans	ROUND GREEN TYPE	12 oz bag	1,847	2.86	540	2.59		
Beans	ROUND GREEN TYPE	per lb	2,244	1.79	1,242	1.86	1,921	1.67
Beets		per bunch	9	2.00			105	3.99
Beets		per lb	48	0.93	64	0.88	348	1.26
Bok Choy		per lb	39	1.49	9	0.98	77	2.99
Broccoli		per bunch	211	1.93	344	2.13	1,500	2.43
Broccoli		per lb	676	1.51	103	1.67	1,256	2.88
Broccoli	BABY HYBRID TYPE	per bunch	35	2.99			54	2.50
Broccoli	CROWN CUT	per lb	1,338	1.79	2,220	1.85	3,851	1.88
Brussels Sprouts		1 lb bag	776	3.14	1,291	3.20		
Brussels Sprouts		12 oz bag	198	2.90	505	2.59		
Brussels Sprouts		2 lb bag	614	5.01	264	6.71		
Brussels Sprouts		per lb	1,948	2.14	547	2.12	1,138	2.36
Cabbage	ROUND GREEN TYPE	per lb	783	0.56	694	0.64	1,407	0.66
Cactus Leaf (Nopales)		each	18	0.75				
Cactus Leaf (Nopales)		per lb	273	0.77	365	0.85	200	0.74
Carrots		1 lb bag	123	1.04	210	0.93	48	1.10
Carrots		2 lb bag	2,538	1.13	206	1.23	862	1.79
Carrots		5 lb film bag	241	4.66	655	3.89		
Carrots		per bunch	286	1.92	118	2.31	119	2.27
Carrots		per lb	1,155	0.92	301	0.64	418	0.77
Carrots	BABY PEELED	1 lb bag	3,096	1.45	2,115	1.38	3,539	1.16
Carrots	BABY PEELED	2 lb bag	2,283	2.57	577	2.21	528	2.42
Cauliflower		each	1,025	2.84	1,321	2.70	958	2.92
Cauliflower		per lb	292	1.16	255	1.87	195	1.74
Celery		each	3,472	1.67	2,521	1.52	2,099	1.75
Celery		per lb	32	1.49			155	1.55
Celery	HEARTS	per package	1,416	2.34	1,741	2.48		
Chayote		each	74	0.52	74	0.49	9	0.50
Chayote		per lb	145	0.96	94	0.91		
Chinese Cabbage		per lb	58	0.41	47	1.28	101	1.16
Cilantro		per bunch	1,085	0.62	1,129	0.63	781	0.67
Collards		1 lb bag	47	3.12	420	3.00	593	2.50
Collards		per bunch	2,030	2.09	501	2.41	157	1.47
Collards		per lb	213	1.10	34	1.25	40	1.45
Corn-Sweet		each	2,119	0.58	980	0.62	1,302	0.64
Corn-Sweet		trays 4-5 ears film wrapped	337	4.97	458	3.62		

Wtd Avg - Simple weighted average



Commodity	Variety	Unit	THIS WEEK		LAST WEEK		LAST YEAR	
			Number of Ads	Wtd Avg Price	Number of Ads	Wtd Avg Price	Number of Ads	Wtd Avg Price
Cucumbers		each	1,941	0.66	1,675	0.82	4,248	0.68
Cucumbers	LONG SEEDLESS - Greenhouse	each	2,201	2.10	2,741	2.03	2,313	1.75
Eggplant		each	35	1.99	439	1.92	721	1.36
Eggplant		per lb	667	1.69	123	1.73	490	1.51
Garlic		per lb	17	2.82	9	3.99	14	2.99
Garlic		per sleeve	355	1.79	354	1.84	285	1.44
Jalapeno Peppers		per lb	1,673	1.27	2,346	1.24	972	1.43
Kale		1 lb bag	38	3.46	449	3.00	585	2.50
Kale		per bunch	530	2.66	413	2.50	168	1.53
Kale		per lb	67	1.35	27	1.19	40	1.45
Lettuce	Green Leaf	each	40	0.79	91	2.39	339	1.70
Lettuce	Red Leaf	each	40	0.79	91	2.39	149	1.35
Lettuce	Romaine	per lb	22	1.49			30	1.49
Lettuce	Romaine (Hearts)	3 count	766	3.35	669	3.07	1,188	3.01
Mixed Mini Sweet Peppers		1 lb package	1,430	3.63	1,556	3.12	1,434	3.06
Mushrooms	CREMINI	8 oz package	1,685	2.01	488	2.59		
Mushrooms	PORTOBELLA	6 oz package	7	3.69	14	3.31		
Mushrooms	WHITE	8 oz package	1,778	2.06	1,784	1.68	1,401	1.71
Mushrooms	WHITE	per lb	589	3.83	402	3.93	25	4.15
Mustard		1 lb bag	44	3.13	395	3.00		
Mustard		per bunch	1,315	1.72	47	0.97		
Mustard		per lb	112	0.99	7	1.49		
Onions, Green		per bunch	1,201	0.74	738	0.72	562	0.63
Peppers (Bell Type)	GREEN	each	2,157	0.75	1,770	0.81	1,219	1.01
Peppers (Bell Type)	GREEN	per lb	540	1.64	471	1.37	249	1.95
Peppers (Bell Type)	ORANGE - Greenhouse	each	26	1.66	335	1.62	489	1.25
Peppers (Bell Type)	ORANGE	each	2,270	1.68	1,212	1.50	3,489	1.25
Peppers (Bell Type)	ORANGE	per lb	50	3.47			1,228	3.47
Peppers (Bell Type)	RED - Greenhouse	each	439	2.45	307	1.61	489	1.25
Peppers (Bell Type)	RED	each	2,484	1.34	1,426	1.46	3,593	1.25
Peppers (Bell Type)	RED	per lb	125	3.03	143	2.86	1,945	2.94
Peppers (Bell Type)	YELLOW - Greenhouse	each	445	2.44	307	1.61	489	1.26
Peppers (Bell Type)	YELLOW	each	2,417	1.35	1,347	1.54	3,510	1.26
Peppers (Bell Type)	YELLOW	per lb	50	3.47			1,288	3.45
Radishes		1 lb bag	18	1.50	12	1.50	144	1.13
Radishes		per bunch	644	0.73	200	0.45	502	0.67
Salad (Mixed Types)		1 lb package	70	2.89				

Wtd Avg - Simple weighted average



Commodity	Variety	Unit	THIS WEEK		LAST WEEK		LAST YEAR	
			Number of Ads	Wtd Avg Price	Number of Ads	Wtd Avg Price	Number of Ads	Wtd Avg Price
Salad (Mixed Types)		10-12 oz package	2,684	2.82	3,091	2.74	1,418	2.79
Salad (Mixed Types)		5-9 oz package	2,267	2.74	2,934	3.04	1,407	3.00
Serrano Peppers		per lb	18	0.93	54	1.19	15	0.99
Spinach		per bunch	98	1.65	73	1.21	105	0.99
Spinach	FLAT TYPE	5-7 oz package	121	2.56	219	3.72		
Spinach	FLAT TYPE	8-10 oz package	854	2.02	319	2.23		
Squash	Acorn	per lb	9	0.69			6	1.78
Squash	Butternut	per lb	121	0.89			24	1.89
Squash	GREY	per lb	291	1.14	398	0.90	469	0.78
Squash	Spaghetti	per lb	9	0.69	78	0.89	6	1.78
Squash	Yellow Crookneck/Straightneck	per lb	903	1.58	574	1.44	1,662	1.51
Squash	Zucchini	per lb	1,647	1.35	2,104	1.25	2,478	1.36
Sweet Potatoes		3 lb bag	598	2.74	327	3.66		
Sweet Potatoes		per lb	12,120	0.86	2,749	0.81	3,361	0.81
Tomatillos		per lb	657	0.95	572	1.07	193	0.85
Tomatoes		per lb	848	1.84	713	2.25	2,048	1.76
Tomatoes	Cherry Type	1 pint package	6	4.98	24	3.66	44	1.82
Tomatoes	Cherry Type	10 oz package	197	3.88	107	2.99		
Tomatoes	GRAPE TYPE	1 pint package	696	3.15	1,561	2.79	1,181	2.18
Tomatoes	GRAPE TYPE	10 oz package	1,213	2.79	552	2.46	601	2.88
Tomatoes	Plum Type (Roma)	per lb	1,570	1.33	3,286	1.21	4,419	1.06
Tomatoes	VINE RIPES - Greenhouse	per lb	235	2.33	305	2.12	426	1.87
Tomatoes	VINE RIPES	per lb	272	1.95	261	1.83	976	1.87
Tomatoes	Vine Ripes - Heirloom Varieties - Greenhouse	per lb	33	4.90	251	2.57	169	3.00
Tomatoes	VINE RIPES - ON THE VINE - Greenhouse	per lb	5,618	1.88	3,364	1.89	3,371	1.90
Turnip Tops		1 lb bag	35	3.50	395	3.00	22	2.50
Turnip Tops		per bunch	1,352	1.79	47	0.97	46	0.99
Turnip Tops		per lb	112	0.99	7	1.49		

Other Specialty Crop Items

Commodity	Variety	Unit	THIS WEEK		LAST WEEK		LAST YEAR	
			Number of Ads	Wtd Avg Price	Number of Ads	Wtd Avg Price	Number of Ads	Wtd Avg Price
Hemp Protein		16 oz	249	18.68	52	16.99	52	19.99
Hemp Protein		8 oz	138	15.63				
Hemp Seeds Shelled		16 oz	13	11.39			109	18.99
Hemp Seeds Shelled		7 oz	1	7.49				
Hemp Seeds Shelled		8 oz	523	8.07	329	10.60		

Wtd Avg - Simple weighted average



Seasonal Items								
Commodity	Variety	Unit	THIS WEEK		LAST WEEK		LAST YEAR	
			Number of Ads	Wtd Avg Price	Number of Ads	Wtd Avg Price	Number of Ads	Wtd Avg Price
Ornamentals	Chrysanthemums	6 inch pot	198	10.98	37	9.58	82	9.80
Ornamentals	Chrysanthemums	bunched 5s	27	6.00				
Ornamentals	Daffodils	6 inch pot	527	7.29	1,686	7.07		
Ornamentals	Daffodils	bunched 10s	81	3.33	46	2.50	13	1.99
Ornamentals	Longiflorum (Easter Lily)	6 inch pot	5,572	10.42	2,314	9.96	2,730	10.19
Ornamentals	Rose, Hybrid Tea	bunched 12s	446	14.13	354	13.25	290	12.37
Ornamentals	Tulips	6 inch pot	2,178	8.10	2,248	7.22		
Ornamentals	Tulips	8 Inch Pot	36	12.99	81	12.98		
Ornamentals	Tulips	bunched 10s	5,603	6.79	1,125	8.54	1,491	8.18
Ornamentals	Tulips	bunched 5s	113	3.65			46	5.41

Wtd Avg - Simple weighted average



REGIONAL CONVENTIONAL DETAILS

Commodity	Variety	Unit	NORTHEAST U.S.				SOUTHEAST U.S.				MIDWEST U.S.			
			Price Range	Number of Ads	Wtd Avg Price	% Marked Local	Price Range	Number of Ads	Wtd Avg Price	% Marked Local	Price Range	Number of Ads	Wtd Avg Price	% Marked Local
FRUIT														
Apples	Ambrosia	per lb										0.89 - 1.16	276	0.99
Apples	Braeburn	per lb										0.99 - 1.49	55	1.28
Apples	Cortland	3 lb bag	1.99	78	1.99									
Apples	Empire	3 lb bag										2.99	96	2.99
Apples	Envy	2 lb bag										1.99	188	1.99
Apples	Envy	per lb	1.99	10	1.99									
Apples	Fuji	2 lb bag					2.50	73	2.50			2.50	22	2.50
Apples	Fuji	3 lb bag					2.99 - 3.29	39	3.06			2.99 - 3.99	230	3.45
Apples	Fuji	5 lb bag										3.99	8	3.99
Apples	Fuji	per lb	0.99	8	0.99		0.98 - 1.99	308	1.26			0.89 - 1.49	284	1.39
Apples	Gala/Royal Gala	2 lb bag					2.50	73	2.50			2.50	22	2.50
Apples	Gala/Royal Gala	3 lb bag	3.49 - 5.99	15	4.82		2.99 - 3.99	396	3.91			2.50 - 3.99	541	3.84
Apples	Gala/Royal Gala	5 lb bag										3.99	8	3.99
Apples	Gala/Royal Gala	per lb	1.49 - 1.99	202	1.65		1.99	74	1.99			1.48	6	1.48
Apples	Golden Delicious	2 lb bag					2.50	73	2.50			2.50	22	2.50
Apples	Golden Delicious	3 lb bag					2.99 - 3.99	37	3.18			2.50	20	2.50
Apples	Golden Delicious	5 lb bag					4.99	37	4.99			3.99	8	3.99
Apples	Golden Delicious	per lb	1.99	46	1.99							1.48	205	1.48
Apples	Granny Smith	2 lb bag					3.49	945	3.49					
Apples	Granny Smith	3 lb bag	3.49 - 5.99	83	3.73							3.99	106	3.99
Apples	Granny Smith	per lb	1.49 - 1.99	558	1.67		1.99	366	1.99			0.99 - 1.66	299	1.46
Apples	Honeycrisp	2 lb bag					1.68 - 3.99	381	3.90					
Apples	Honeycrisp	per lb	0.99 - 2.49	611	1.63		0.99 - 2.49	1233	2.01			0.96 - 2.49	891	1.83
Apples	Jazz	per lb	1.99	10	1.99									
Apples	Jonagold	per lb										1.28	130	1.28
Apples	McIntosh	3 lb bag	2.50	60	2.50		2.99	30	2.99			1.99 - 3.99	348	3.67
Apples	OPAL	per lb										2.99	12	2.99
Apples	Pink Lady/Cripps Pink	2 lb bag					2.50	73	2.50			2.50	22	2.50
Apples	Pink Lady/Cripps Pink	3 lb bag	5.99	8	5.99		3.29	9	3.29			2.99 - 3.99	217	3.86
Apples	Pink Lady/Cripps Pink	per lb	1.49 - 1.79	347	1.50							1.29 - 1.66	60	1.53
Apples	Red Delicious	2 lb bag					2.50	73	2.50			2.50	22	2.50
Apples	Red Delicious	3 lb bag					2.99 - 3.99	403	3.92			2.99 - 3.99	52	3.70
Apples	Red Delicious	5 lb bag					4.99	37	4.99					
Apples	Red Delicious	per lb	1.29	9	1.29		0.99	8	0.99			0.89 - 1.48	236	1.39

Wtd Avg - Simple weighted average



Commodity	Variety	Unit	NORTHEAST U.S.				SOUTHEAST U.S.				MIDWEST U.S.			
			Price Range	Number of Ads	Wtd Avg Price	% Marked Local	Price Range	Number of Ads	Wtd Avg Price	% Marked Local	Price Range	Number of Ads	Wtd Avg Price	% Marked Local
Apples, Processed	Juice	128 oz (1 gallon)	4.99	19	4.99					6.79	16	6.79		
Apples, Processed	Juice	64 oz (1/2 gallon)	2.00 - 3.99	801	2.76		1.75 - 3.50	416	2.49		1.67 - 4.29	328	2.17	
Apples, Processed	Juice Marked Cider	128 oz (1 gallon)	6.99	183	6.99	100	6.99	14	6.99	100				
Apples, Processed	Juice Marked Cider	64 oz (1/2 gallon)	3.50	34	3.50						1.99	25	1.99	
Avocados	Hass	each	0.69 - 2.00	1174	0.98		0.69 - 1.67	2310	1.13		0.69 - 1.67	895	0.83	
Avocados	Hass-Marked Extra Large	each					1.99	15	1.99		1.25 - 1.99	13	1.59	
Avocados	Hass-Marked Large	each	1.25	34	1.25						0.98 - 2.00	377	1.65	
Avocados	Hass-Marked Medium	each	2.22	122	2.22		1.11	86	1.11		0.99 - 1.11	81	1.09	
Avocados	Various Greenskin Varieties	each	1.99	8	1.99									
Bananas		per lb	0.59 - 0.69	56	0.64		0.49 - 0.59	77	0.54		0.39	199	0.39	
Blackberries		1 pint (11-12 oz cntr w/ lid)									3.99	37	3.99	
Blackberries		5.6-6 oz package	0.88 - 3.50	1384	2.70		1.47 - 3.34	2863	2.87		1.25 - 5.54	1442	2.54	
Blueberries		1 pint (11-12 oz cntr w/ lid)	2.99 - 3.99	345	3.38		2.99 - 4.99	41	3.72		2.50 - 5.99	962	2.87	
Blueberries		6 oz package	3.99	38	3.99		2.98 - 3.34	528	3.28		1.99 - 3.88	211	2.17	
Cantaloupes		each	0.99 - 3.99	809	2.97		0.98 - 3.99	830	2.95		1.98 - 3.99	281	3.53	
Cantaloupes		per lb									0.50 - 0.99	171	0.94	
Clementines		2 lb bag	2.99 - 3.99	44	3.88		4.29	9	4.29					
Clementines		3 lb bag	3.99 - 5.99	428	4.58		5.99	20	5.99		1.99 - 5.99	341	3.68	
Clementines		per lb									1.69	22	1.69	
Grapefruit	RED	5 lb bag									4.99	8	4.99	
Grapefruit	RED	each	1.00	268	1.00									
Grapes	Black Seedless	per lb	2.49 - 2.99	642	2.73		2.88 - 2.99	60	2.91		2.99	136	2.99	
Grapes	Red Globe Seeded Type	per lb	2.99	183	2.99		2.99	14	2.99					
Grapes	Red Seedless	per lb	2.49 - 3.99	1103	2.97		2.49 - 2.99	181	2.78		1.99 - 3.99	539	2.63	
Grapes	White Seedless Type	per lb	2.49 - 3.49	810	2.79		1.99 - 3.99	1271	3.45		1.99 - 3.99	563	2.70	
Honeydews		each	3.33 - 5.49	654	3.94		0.98 - 4.99	1333	3.97		3.98 - 5.00	34	4.70	
Honeydews		per lb									0.97 - 0.99	155	0.99	
Kiwifruit	Hayward	each	0.40 - 0.83	111	0.74						0.66	10	0.66	
Kiwifruit	Yellow Flesh	1 lb bag									4.99	11	4.99	
Lemons		1 lb bag	2.69	322	2.69		1.99	37	1.99		2.49 - 2.99	22	2.69	
Lemons		2 lb bag	2.99 - 4.99	362	4.46		1.98 - 4.49	477	4.22		1.99 - 2.99	75	2.80	
Lemons		each	0.30 - 1.00	1041	0.57						0.40 - 0.88	181	0.74	
Lemons		per lb									0.79 - 0.99	37	0.91	
Limes		each	0.25 - 0.67	179	0.35						0.67 - 0.88	129	0.84	
Limes		per lb									1.49	22	1.49	

Wtd Avg - Simple weighted average



Commodity	Variety	Unit	NORTHEAST U.S.				SOUTHEAST U.S.				MIDWEST U.S.			
			Price Range	Number of Ads	Wtd Avg Price	% Marked Local	Price Range	Number of Ads	Wtd Avg Price	% Marked Local	Price Range	Number of Ads	Wtd Avg Price	% Marked Local
Mangoes	Round Varieties	each	0.69 - 2.00	487	0.94		0.83 - 1.50	296	1.42		1.50	7	1.50	
Mangoes	Round Varieties Marked Extra Large	each	1.67	144	1.67						0.99	60	0.99	
Mangoes	Round Varieties Marked Large	each	1.50	24	1.50						1.50	22	1.50	
Mangoes	Yellow Varieties	each	0.99 - 2.00	260	1.25		1.12	86	1.12		0.86 - 1.12	84	1.08	
Mangoes	Yellow Varieties Marked Large	each									1.50	22	1.50	
Nectarines	Various White Flesh Varieties	per lb	2.49	6	2.49									
Nectarines	Various Yellow Flesh Varieties	per lb	2.99	202	2.99		2.99	21	2.99		2.99 - 3.48	69	3.05	
Oranges	Navel	3 lb bag	3.49 - 4.99	204	4.94		3.98 - 3.99	76	3.98		1.79 - 4.99	731	4.42	
Oranges	Navel	4 lb bag	4.99 - 5.99	620	5.03		3.99 - 5.99	67	5.35		3.99 - 5.99	121	4.89	
Oranges	Navel	8 lb bag	7.99 - 8.99	229	8.19									
Oranges	Navel	each	0.67 - 1.67	1099	0.95		0.50 - 1.50	478	1.37		0.99 - 1.50	495	1.01	
Oranges	Navel	per lb	0.99	10	0.99						0.79 - 1.99	142	1.12	
Oranges	Navel, Cara Cara	3 lb bag	4.99 - 5.99	250	5.16		3.99 - 5.99	548	5.59		1.79 - 4.99	594	4.91	
Oranges	Navel, Cara Cara	each	1.00	158	1.00						1.50	12	1.50	
Oranges	Navel, Cara Cara	per lb									0.99	112	0.99	
Oranges	Valencia	each	0.40	144	0.40									
Papaya	Maradol/Tainung Types	per lb	1.29 - 1.49	29	1.43		1.25	52	1.25					
Peaches	Various Yellow Flesh Varieties	per lb	2.99	183	2.99		2.99	21	2.99		2.99 - 3.48	69	3.05	
Pears	Bartlett	per lb	0.99 - 1.99	107	1.56		1.99	228	1.99		1.59	14	1.59	
Pears	Bosc	per lb	1.79 - 1.99	90	1.85						1.49 - 1.59	35	1.53	
Pears	D'Anjou	per lb	1.79 - 1.99	61	1.88		1.29	13	1.29		1.49 - 1.59	35	1.53	
Pineapples		each	1.49 - 4.99	2770	2.55		0.98 - 4.00	2994	2.17		0.99 - 5.00	2423	2.25	
Pineapples		per lb									0.50 - 1.99	53	1.54	
Plums		per lb	2.49 - 3.99	219	3.04		2.29 - 3.99	66	3.48		2.99 - 3.99	69	3.12	
Raspberries		6 oz package	2.00 - 3.99	1117	2.79		3.00 - 3.34	1304	3.33		2.49 - 3.99	860	2.69	
Strawberries		1 lb package	0.98 - 4.99	2163	2.96		1.47 - 3.99	3716	2.54		0.98 - 3.99	1577	2.85	
Strawberries		2 lb package					5.98 - 6.49	446	6.40		4.99 - 5.99	61	5.76	
Tangelos		3 lb bag	4.99	9	4.99		4.99	17	4.99		4.99	559	4.99	
Tangelos		each	1.00 - 1.25	77	1.03		1.00 - 1.50	378	1.48		1.50	12	1.50	
Tangelos		per lb									0.79 - 1.99	16	1.47	
Tangerines/Mandarins		2 lb bag	4.99 - 5.00	199	5.00		2.98 - 3.99	64	3.58		3.99	96	3.99	
Tangerines/Mandarins		3 lb bag	3.49 - 5.99	1608	4.45		3.49 - 5.99	1051	4.54		3.00 - 5.99	704	4.05	
Tangerines/Mandarins		5 lb package									7.99	39	7.99	
Tangerines/Mandarins		each	0.80	19	0.80									
Tangerines/Mandarins		per lb									0.98 - 1.49	36	1.27	

Wtd Avg - Simple weighted average



Commodity	Variety	Unit	NORTHEAST U.S.				SOUTHEAST U.S.				MIDWEST U.S.			
			Price Range	Number of Ads	Wtd Avg Price	% Marked Local	Price Range	Number of Ads	Wtd Avg Price	% Marked Local	Price Range	Number of Ads	Wtd Avg Price	% Marked Local
Watermelons	Red Flesh Seedless Miniature	each	3.33 - 5.99	411	3.85		3.99 - 4.99	242	4.93		4.48 - 5.00	54	4.84	
Watermelons	Red Flesh Seedless Type	each					6.99 - 7.99	14	7.85					

POTATOES & ONIONS

Onions, Dry	RED	per lb	1.19 - 1.69	129	1.35		1.19	945	1.19					
Onions, Dry	WHITE	per lb									0.99	30	0.99	
Onions, Dry	YELLOW	2 lb bag	1.67 - 1.99	42	1.91		2.50	40	2.50		1.99	14	1.99	
Onions, Dry	YELLOW	3 lb bag	2.49 - 2.99	897	2.80		1.50 - 3.49	2294	3.21		1.97	39	1.97	
Onions, Dry	YELLOW	per lb					1.19	17	1.19		0.79 - 1.46	84	1.02	
Onions, Dry	YELLOW MARKED SWEET	2 lb bag									2.99	20	2.99	
Onions, Dry	YELLOW MARKED SWEET	3 lb bag	2.99	13	2.99		3.99	77	3.99		2.99 - 3.99	34	3.70	
Onions, Dry	YELLOW MARKED SWEET	per lb	1.29 - 1.49	312	1.38		1.28 - 1.49	41	1.30		0.98 - 1.49	250	1.27	
Potatoes	ROUND RED	10 lb bag									3.99	11	3.99	
Potatoes	ROUND RED	3 lb bag					1.95 - 3.99	182	2.96		1.95 - 2.99	128	2.81	
Potatoes	ROUND RED	5 lb bag	3.00 - 4.00	357	3.68		2.50 - 3.99	1552	3.86		2.39 - 4.00	442	3.62	
Potatoes	ROUND RED	per lb	1.29	190	1.29									
Potatoes	ROUND WHITE	5 lb bag	1.99 - 3.99	64	2.84		3.99	34	3.99					
Potatoes	RUSSET	10 lb bag	3.99	442	3.99		2.98 - 4.99	969	4.25		1.99 - 6.99	843	3.98	
Potatoes	RUSSET	3 lb bag									2.49 - 2.50	121	2.49	
Potatoes	RUSSET	5 lb bag	1.99 - 3.99	1088	2.94		1.79 - 3.99	1710	2.58		1.29 - 3.39	1148	2.76	4
Potatoes	RUSSET	8 lb bag	2.99	71	2.99		2.50 - 3.99	65	3.25		2.50 - 4.88	79	3.24	
Potatoes	RUSSET	per lb	0.79 - 1.49	339	1.21		0.59 - 0.79	41	0.60		0.50 - 2.99	205	1.02	
Potatoes	YELLOW TYPE	10 lb bag									2.99	8	2.99	
Potatoes	YELLOW TYPE	3 lb bag					1.95 - 2.50	85	2.03		1.95 - 2.99	180	2.68	
Potatoes	YELLOW TYPE	5 lb bag	3.00 - 4.99	359	3.85		1.50 - 4.49	658	3.70		2.39 - 4.99	350	3.61	

VEGETABLES

Artichokes		each	1.50 - 4.00	271	2.30		3.00 - 3.50	230	3.50		2.99	83	2.99	
Asparagus	GREEN	per lb	0.99 - 2.99	2247	2.11		0.99 - 3.49	4318	2.43		0.78 - 2.99	3062	1.71	
Beans	ROUND GREEN TYPE	12 oz bag	2.50 - 3.99	644	3.01		2.50 - 3.50	284	2.74		0.88 - 3.99	511	2.76	
Beans	ROUND GREEN TYPE	per lb	1.29 - 1.99	379	1.85		0.79 - 2.99	230	1.66		0.79 - 2.99	327	1.49	1
Beets		per bunch	2.00	9	2.00									
Beets		per lb					0.99	34	0.99		0.79	14	0.79	
Bok Choy		per lb	1.49	39	1.49									
Broccoli		per bunch	1.50 - 2.00	64	1.77		1.95	73	1.95		1.95 - 2.50	36	2.16	
Broccoli		per lb	1.69	413	1.69		1.98	53	1.98		0.79 - 1.49	82	1.30	
Broccoli	BABY HYBRID TYPE	per bunch	2.99	35	2.99									

Wtd Avg - Simple weighted average



Commodity	Variety	Unit	NORTHEAST U.S.				SOUTHEAST U.S.				MIDWEST U.S.			
			Price Range	Number of Ads	Wtd Avg Price	% Marked Local	Price Range	Number of Ads	Wtd Avg Price	% Marked Local	Price Range	Number of Ads	Wtd Avg Price	% Marked Local
Broccoli	CROWN CUT	per lb	1.00 - 2.99	652	1.75		1.48 - 1.99	142	1.82		0.99 - 2.99	189	1.83	
Brussels Sprouts		1 lb bag	2.29 - 3.99	129	2.86		1.79 - 3.99	342	3.44		2.79	245	2.79	
Brussels Sprouts		12 oz bag					2.99	74	2.99		2.00 - 3.49	89	2.87	
Brussels Sprouts		2 lb bag	3.99 - 6.99	603	4.94									
Brussels Sprouts		per lb	1.49 - 2.49	779	2.01		1.79 - 2.98	82	2.58		0.99 - 2.99	542	1.96	
Cabbage	ROUND GREEN TYPE	per lb	0.49 - 0.79	47	0.61		0.58 - 0.69	247	0.61		0.29 - 0.89	71	0.69	
Cactus Leaf (Nopales)		per lb									0.59 - 0.99	38	0.76	
Carrots		1 lb bag	0.99 - 1.25	49	1.14		0.98 - 0.99	66	0.99		0.89	8	0.89	
Carrots		2 lb bag	0.99 - 1.79	714	1.29		0.99 - 2.00	564	1.05		0.99 - 1.99	787	1.03	
Carrots		5 lb film bag	4.99	190	4.99						4.48	9	4.48	
Carrots		per bunch	1.99 - 2.00	44	1.99		1.99	228	1.99					
Carrots		per lb	0.99	8	0.99		0.99	945	0.99		0.69 - 0.99	20	0.90	
Carrots	BABY PEELED	1 lb bag	0.99 - 2.00	1465	1.39		1.29 - 2.00	602	1.64		0.98 - 2.00	169	1.37	
Carrots	BABY PEELED	2 lb bag	1.99	175	1.99		1.99	277	1.99		1.50 - 2.69	238	2.27	
Cauliflower		each	2.50 - 3.50	514	2.87		1.95 - 3.99	161	2.60		1.95 - 2.99	210	2.84	
Cauliflower		per lb									0.99 - 1.89	154	1.37	
Celery		each	1.29 - 2.50	1121	1.97		0.98 - 2.49	1535	1.56		0.89 - 1.99	522	1.57	
Celery	HEARTS	per package	2.49 - 3.99	114	2.71		2.29	1195	2.29					
Chayote		per lb					0.79	13	0.79		0.99	28	0.99	
Cilantro		per bunch	0.66 - 0.99	151	0.91		0.33 - 0.79	42	0.46		0.33 - 0.75	78	0.48	
Collards		1 lb bag	3.50	35	3.50		2.99	3	2.99					
Collards		per bunch	0.99	28	0.99		0.99 - 3.99	1108	2.89		0.79 - 1.29	855	1.08	
Collards		per lb	0.99 - 1.49	95	1.23		0.99 - 1.29	6	1.14		0.99	112	0.99	
Corn-Sweet		each	0.50 - 0.99	89	0.64		0.40 - 0.99	994	0.51		0.33 - 0.80	102	0.53	
Corn-Sweet		trays 4-5 ears film wrapped	2.50 - 5.00	214	4.72		3.99 - 5.00	25	4.56		3.99	17	3.99	
Cucumbers		each	0.40 - 1.29	147	0.77		0.59 - 0.79	1357	0.65		0.89 - 1.49	89	1.06	
Cucumbers	LONG SEEDLESS - Greenhouse	each	0.49 - 2.00	507	1.56		0.99 - 2.50	1208	2.48		0.99 - 2.00	299	1.74	
Eggplant		each	1.99	35	1.99									
Eggplant		per lb	1.49 - 1.99	624	1.75		1.79	3	1.79					
Garlic		per lb	3.99	9	3.99						1.50	8	1.50	
Garlic		per sleeve	1.50 - 2.50	203	1.99		1.50	3	1.50		1.99	14	1.99	
Jalapeno Peppers		per lb	1.99	27	1.99						0.98 - 1.59	621	1.55	
Kale		1 lb bag	3.50	35	3.50		2.99	3	2.99					
Kale		per bunch	0.99	51	0.99		0.99 - 3.00	421	2.95		0.79 - 1.25	29	1.00	
Kale		per lb	0.99 - 1.49	61	1.37		0.99 - 1.29	6	1.14					
Lettuce	Romaine	per lb	1.49	22	1.49									
Lettuce	Romaine (Hearts)	3 count	3.49 - 3.79	474	3.66		2.99 - 3.49	90	3.07					

Wtd Avg - Simple weighted average



Commodity	Variety	Unit	NORTHEAST U.S.				SOUTHEAST U.S.				MIDWEST U.S.			
			Price Range	Number of Ads	Wtd Avg Price	% Marked Local	Price Range	Number of Ads	Wtd Avg Price	% Marked Local	Price Range	Number of Ads	Wtd Avg Price	% Marked Local
Mixed Mini Sweet Peppers		1 lb package	2.49 - 3.49	374	3.13		2.29 - 4.50	698	3.70		2.99 - 3.88	215	3.85	
Mushrooms	CREMINI	8 oz package	1.79 - 2.50	441	2.02		1.29 - 2.00	1208	1.99					
Mushrooms	WHITE	8 oz package	0.99 - 3.99	458	2.36		1.29 - 2.00	175	1.94		1.49 - 2.50	360	2.15	
Mushrooms	WHITE	per lb	3.50	190	3.50		3.99	366	3.99					
Mustard		1 lb bag	3.50	35	3.50									
Mustard		per bunch					0.99 - 3.00	421	2.95		0.79 - 1.29	855	1.08	
Mustard		per lb									0.99	112	0.99	
Onions, Green		per bunch	0.67 - 0.99	308	0.91		0.67	3	0.67		0.48 - 0.67	57	0.53	
Peppers (Bell Type)	GREEN	each	0.59 - 1.25	121	0.84		0.59 - 0.88	1410	0.66		0.98 - 1.00	53	0.99	
Peppers (Bell Type)	GREEN	per lb	1.49 - 2.49	494	1.68		0.99 - 1.29	36	1.01		1.99	10	1.99	
Peppers (Bell Type)	ORANGE	each	1.66 - 2.50	835	2.08		1.50	53	1.50		1.25 - 1.67	454	1.55	
Peppers (Bell Type)	ORANGE	per lb	2.99 - 3.99	27	3.29						2.99 - 3.99	23	3.69	
Peppers (Bell Type)	RED - Greenhouse	each	2.50	413	2.50									
Peppers (Bell Type)	RED	each	0.88 - 1.67	597	1.44		0.88 - 1.50	330	0.98		1.25 - 1.67	454	1.55	
Peppers (Bell Type)	RED	per lb	1.99 - 2.99	102	2.88						2.99 - 3.99	23	3.69	
Peppers (Bell Type)	YELLOW - Greenhouse	each	2.50	413	2.50						1.67	6	1.67	
Peppers (Bell Type)	YELLOW	each	0.88 - 1.67	597	1.44		0.88 - 1.50	330	0.98		1.25 - 1.67	448	1.55	
Peppers (Bell Type)	YELLOW	per lb	2.99 - 3.99	27	3.29						2.99 - 3.99	23	3.69	
Radishes		1 lb bag					1.50	12	1.50		1.50	6	1.50	
Radishes		per bunch	1.50	37	1.50									
Salad (Mixed Types)		1 lb package	3.50	4	3.50		1.50	15	1.50					
Salad (Mixed Types)		10-12 oz package	2.50 - 4.99	1007	3.15		1.50 - 2.50	94	2.09		1.46 - 3.97	473	2.70	
Salad (Mixed Types)		5-9 oz package	2.50 - 4.00	999	2.62		1.50 - 3.00	125	1.97		1.50 - 3.69	481	2.93	
Spinach		per bunch	1.79 - 2.00	64	1.88		1.29	13	1.29		0.99 - 1.49	21	1.16	
Spinach	FLAT TYPE	5-7 oz package	2.50	107	2.50						2.99	14	2.99	
Spinach	FLAT TYPE	8-10 oz package	1.79 - 3.50	408	2.26		1.79 - 3.00	288	1.81		1.50 - 2.50	36	1.89	
Squash	Acorn	per lb	0.69	9	0.69									
Squash	Butternut	per lb	0.69 - 0.79	87	0.78		1.19	34	1.19					
Squash	GREY	per lb	0.99 - 1.99	40	1.19		0.79	13	0.79		0.69 - 0.89	14	0.80	
Squash	Spaghetti	per lb	0.69	9	0.69									
Squash	Yellow Crookneck/Straightneck	per lb	1.69 - 1.99	104	1.82		0.98 - 1.99	402	1.87					
Squash	Zucchini	per lb	0.99 - 1.99	421	1.53		0.98 - 1.99	414	1.81		0.69 - 1.89	92	0.98	
Sweet Potatoes		3 lb bag	2.00 - 3.99	210	3.32						3.99	114	3.99	
Sweet Potatoes		per lb	0.49 - 1.49	2266	0.78		0.48 - 0.99	5117	0.73		0.48 - 1.28	2456	0.86	
Tomatillos		per lb	1.29	8	1.29						0.99 - 1.59	49	1.08	

Wtd Avg - Simple weighted average



Commodity	Variety	Unit	NORTHEAST U.S.				SOUTHEAST U.S.				MIDWEST U.S.			
			Price Range	Number of Ads	Wtd Avg Price	% Marked Local	Price Range	Number of Ads	Wtd Avg Price	% Marked Local	Price Range	Number of Ads	Wtd Avg Price	% Marked Local
Tomatoes		per lb	1.88 - 1.99	202	1.98		0.78 - 1.99	444	1.83		1.29 - 2.59	60	1.98	
Tomatoes	Cherry Type	10 oz package	3.88	122	3.88									
Tomatoes	GRAPE TYPE	1 pint package	1.67 - 3.00	299	2.79		2.50	5	2.50		1.50 - 3.89	241	2.64	
Tomatoes	GRAPE TYPE	10 oz package	1.79 - 3.89	538	2.75		2.00 - 2.89	147	2.28		2.00 - 2.99	92	2.59	
Tomatoes	Plum Type (Roma)	per lb	0.99 - 2.49	562	1.83		0.78 - 1.99	91	1.04		0.79 - 1.49	176	0.97	
Tomatoes	VINE RIPES - Greenhouse	per lb	1.99 - 2.49	97	2.39		1.98 - 2.49	126	2.28		2.49	12	2.49	
Tomatoes	VINE RIPES	per lb	1.58 - 2.49	188	2.04		1.48 - 2.49	54	1.69		1.59 - 2.29	20	1.94	
Tomatoes	Vine Ripes - Heirloom Varieties - Greenhouse	per lb	5.99	19	5.99									
Tomatoes	VINE RIPES - ON THE VINE - Greenhouse	per lb	1.29 - 2.99	1573	1.81		1.39 - 1.99	1871	1.84		0.99 - 2.99	829	2.13	17
Turnip Tops		1 lb bag	3.50	35	3.50									
Turnip Tops		per bunch					0.99 - 3.99	458	3.04		0.79 - 1.29	855	1.08	
Turnip Tops		per lb									0.99	112	0.99	
OTHER SPECIALTY CROP ITEMS														
Hemp Protein		16 oz	14.99	9	14.99		14.99	52	14.99					
Hemp Seeds Shelled		16 oz									11.39	13	11.39	
Hemp Seeds Shelled		8 oz	9.99	17	9.99						6.29	13	6.29	
SEASONAL ITEMS														
Ornamentals	Chrysanthemums	6 inch pot	8.99	15	8.99						12.99	14	12.99	
Ornamentals	Daffodils	6 inch pot	4.99 - 9.99	432	7.22		6.99 - 9.99	95	7.59					
Ornamentals	Longiflorum (Easter Lily)	6 inch pot	8.99 - 11.99	1208	9.77		6.98 - 12.99	789	10.36		6.95 - 12.99	1182	10.20	
Ornamentals	Rose, Hybrid Tea	bunched 12s	9.99 - 14.99	230	14.08		9.99	3	9.99		10.99 - 16.99	131	15.94	
Ornamentals	Tulips	6 inch pot	4.99 - 9.99	637	6.81		5.99 - 9.99	159	7.15		6.95 - 8.99	83	7.49	
Ornamentals	Tulips	bunched 10s	4.99 - 9.99	2107	7.50		4.99 - 8.99	604	5.48		4.99 - 9.99	1043	5.94	

Wtd Avg - Simple weighted average



Commodity	Variety	Unit	SOUTH CENTRAL U.S.				SOUTHWEST U.S.				NORTHWEST U.S.			
			Price Range	Number of Ads	Wtd Avg Price	% Marked Local	Price Range	Number of Ads	Wtd Avg Price	% Marked Local	Price Range	Number of Ads	Wtd Avg Price	% Marked Local
FRUIT														
Apple Pears		per lb					0.99	40	0.99					
Apples	Ambrosia	per lb					1.29	2	1.29		1.29	6	1.29	
Apples	Envy	per lb					0.99	40	0.99		0.99	3	0.99	
Apples	Fuji	2 lb bag	2.50	4	2.50		2.50 - 3.50	89	3.12					
Apples	Fuji	3 lb bag	1.89 - 3.99	57	2.88						2.50	287	2.50	
Apples	Fuji	per lb	1.48 - 1.49	51	1.48		0.79 - 1.49	95	0.91		0.99 - 1.79	178	1.09	
Apples	Gala/Royal Gala	2 lb bag	2.50	4	2.50						2.50	287	2.50	
Apples	Gala/Royal Gala	3 lb bag	3.99	56	3.99		3.50 - 4.49	78	3.79					
Apples	Gala/Royal Gala	per lb	1.48	9	1.48		1.49 - 1.79	17	1.63		0.99	262	0.99	
Apples	Golden Delicious	2 lb bag	2.50	4	2.50		2.50	34	2.50					
Apples	Golden Delicious	3 lb bag	2.50	8	2.50									
Apples	Golden Delicious	per lb	1.48	42	1.48		1.69	8	1.69					
Apples	Granny Smith	3 lb bag					3.50 - 4.49	78	3.79		2.50	287	2.50	
Apples	Granny Smith	per lb	0.99 - 1.99	105	1.46		0.50 - 1.49	251	1.02		0.88 - 1.29	20	1.11	
Apples	Honeycrisp	2 lb bag	3.99	29	3.99									
Apples	Honeycrisp	3 lb bag					4.49	23	4.49					
Apples	Honeycrisp	per lb	0.88 - 2.29	628	1.78		0.79 - 2.49	784	1.50		0.39 - 1.49	247	1.24	12
Apples	Pink Lady/Cripps Pink	2 lb bag	2.50	4	2.50		2.50	34	2.50					
Apples	Pink Lady/Cripps Pink	3 lb bag					4.49	23	4.49					
Apples	Red Delicious	2 lb bag	2.50	4	2.50		2.50	34	2.50					
Apples	Red Delicious	3 lb bag	1.97 - 3.99	84	2.72		4.49	23	4.49					
Apples	Red Delicious	per lb	0.99 - 1.48	92	1.27		0.50 - 1.69	17	1.06					
Apples, Processed	Juice	64 oz (1/2 gallon)	2.00 - 3.00	452	2.88		1.79 - 3.49	719	2.79		2.29 - 2.99	195	2.55	
Avocados	Hass	each	0.45 - 2.50	800	1.22		0.99 - 1.66	137	1.61		1.00	9	1.00	
Avocados	Hass-Marked Extra Large	each	2.29 - 2.50	139	2.34		2.00 - 2.99	212	2.77					
Avocados	Hass-Marked Large	each	1.66 - 1.67	52	1.67		0.96 - 2.00	493	1.32		1.67	11	1.67	
Avocados	Hass-Marked Medium	each					1.11 - 1.50	660	1.38		0.99 - 1.11	153	1.01	
Avocados	Hass-Marked Small	each	0.50	11	0.50									
Bananas		per lb	0.39 - 0.59	121	0.52		0.39 - 0.69	122	0.59					
Blackberries		1 pint (11-12 oz cntr w/ lid)					5.99	16	5.99					
Blackberries		5.6-6 oz package	1.47 - 3.99	573	2.83		1.50 - 4.99	1153	3.59		2.50 - 3.00	127	2.52	
Blueberries		1 pint (11-12 oz cntr w/ lid)	3.77 - 3.98	79	3.79									
Blueberries		6 oz package	2.50 - 3.99	371	3.29		2.00 - 3.99	788	3.23		2.99 - 3.00	18	2.99	

Wtd Avg - Simple weighted average



Commodity	Variety	Unit	SOUTH CENTRAL U.S.				SOUTHWEST U.S.				NORTHWEST U.S.			
			Price Range	Number of Ads	Wtd Avg Price	% Marked Local	Price Range	Number of Ads	Wtd Avg Price	% Marked Local	Price Range	Number of Ads	Wtd Avg Price	% Marked Local
Cantaloupes		each	2.47 - 3.99	285	2.97		3.50	26	3.50		1.99 - 2.99	140	2.05	
Cantaloupes		per lb	0.50	65	0.50		0.50 - 0.99	247	0.71		0.99 - 1.49	140	1.21	
Clementines		3 lb bag	4.99 - 5.99	168	5.35		2.99 - 5.00	380	4.92	27				
Grapes	Black Seedless	per lb					2.99	73	2.99					
Grapes	Red Seedless	per lb	1.99 - 3.99	593	2.77		1.88 - 4.99	1144	3.55		2.77 - 3.99	409	3.78	
Grapes	White Seedless Type	per lb	1.99 - 3.99	424	3.08		1.88 - 4.99	1062	3.62		2.98 - 3.99	308	3.93	
Honeydews		each	5.00	10	5.00									
Kiwifruit	Hayward	each					0.68 - 0.89	18	0.80		0.68 - 0.89	50	0.77	
Lemons		1 lb bag					2.49	94	2.49					
Lemons		2 lb bag	1.97 - 4.49	299	2.69									
Lemons		each	0.25 - 1.00	217	0.41		0.20 - 1.00	537	0.78		0.50 - 1.00	316	0.98	
Lemons		per lb					0.39 - 0.50	113	0.49					
Limes		each	0.25	95	0.25		0.33 - 0.59	98	0.37		0.50 - 0.79	62	0.64	
Limes		per lb					0.99 - 1.99	78	1.13					
Mangoes	Round Varieties	each	0.50 - 1.50	383	1.14		0.40 - 2.00	107	0.59		2.49	287	2.49	
Mangoes	Round Varieties Marked Extra Large	each	2.99	11	2.99									
Mangoes	Round Varieties Marked Large	each	2.00	18	2.00		1.49 - 2.99	71	2.07					
Mangoes	Round Varieties Marked Small	each	1.50	7	1.50									
Mangoes	Yellow Varieties	each	0.50 - 2.00	189	0.84		0.33 - 1.11	339	0.69		1.11 - 2.00	29	1.32	
Mangoes	Yellow Varieties Marked Large	each	0.88 - 1.50	18	1.12									
Nectarines	Various White Flesh Varieties	per lb									2.39	3	2.39	
Nectarines	Various Yellow Flesh Varieties	per lb	1.89 - 1.99	95	1.92		1.50	61	1.50					
Oranges	Navel	3 lb bag					0.99	8	0.99					
Oranges	Navel	4 lb bag	3.49 - 4.99	90	4.41						5.99	23	5.99	
Oranges	Navel	each	0.30 - 1.50	113	0.68									
Oranges	Navel	per lb	0.88 - 1.69	276	1.25		0.34 - 1.79	439	0.84	38	1.00 - 1.79	318	1.06	
Oranges	Navel, Cara Cara	3 lb bag	2.99 - 5.99	289	3.31									
Oranges	Navel, Cara Cara	per lb	1.69	95	1.69		0.99 - 1.99	225	1.67		1.69 - 1.99	32	1.83	
Papaya	Maradol/Tainung Types	per lb	0.98	107	0.98						1.25	4	1.25	
Pears	Bartlett	per lb	0.98 - 1.99	43	1.59		0.88 - 2.49	109	1.31					
Pears	Bosc	per lb	1.29 - 1.79	34	1.69		1.29 - 1.99	194	1.79					
Pears	D'Anjou	per lb	0.99	107	0.99		1.29 - 1.99	139	1.90		0.99	131	0.99	
Pineapples		each	0.88 - 4.99	1895	1.86		0.95 - 4.49	1759	2.32		1.77 - 4.99	752	2.43	
Pineapples		per lb	0.98	18	0.98		0.50 - 1.39	429	0.77		0.68 - 0.79	102	0.77	
Plums		per lb	3.49	10	3.49		1.99 - 3.69	71	2.18					
Raspberries		1 pint (11-12 oz cntr w/ lid)					6.99	16	6.99					

Wtd Avg - Simple weighted average



Commodity	Variety	Unit	SOUTH CENTRAL U.S.				SOUTHWEST U.S.				NORTHWEST U.S.			
			Price Range	Number of Ads	Wtd Avg Price	% Marked Local	Price Range	Number of Ads	Wtd Avg Price	% Marked Local	Price Range	Number of Ads	Wtd Avg Price	% Marked Local
Raspberries		6 oz package	2.50 - 3.99	406	3.20		1.99 - 3.99	195	2.07		2.50 - 3.99	144	2.62	
Strawberries		1 lb package	0.97 - 3.99	1417	2.29		1.25 - 4.99	900	2.93		1.99 - 3.50	415	2.64	
Strawberries		2 lb package	3.00 - 6.49	362	4.69		2.97 - 4.99	573	4.09		8.99	15	8.99	
Tangelos		3 lb bag	2.99 - 4.99	278	3.16									
Tangelos		each	1.50	29	1.50									
Tangerines/Mandarins		2 lb bag	3.99	60	3.99						2.98 - 3.99	18	3.49	
Tangerines/Mandarins		3 lb bag	1.97 - 5.99	715	3.76		3.79 - 5.99	622	4.61		3.79 - 4.99	78	3.88	
Tangerines/Mandarins		5 lb package	7.99	61	7.99		4.99	169	4.99	100				
Tangerines/Mandarins		each	0.24 - 1.89	112	1.29									
Tangerines/Mandarins		per lb					0.79 - 2.69	122	1.57		2.98 - 2.99	9	2.98	
Watermelons	Red Flesh Seedless Miniature	each									4.99	43	4.99	
Watermelons	Red Flesh Seedless Type	each	6.99	171	6.99		4.99	26	4.99					
POTATOES & ONIONS														
Onions, Dry	RED	per lb					1.29 - 1.99	157	1.94					
Onions, Dry	WHITE	per lb	0.99	65	0.99		0.97 - 1.25	74	1.02					
Onions, Dry	YELLOW	3 lb bag	1.50 - 3.49	78	1.84						1.98	9	1.98	
Onions, Dry	YELLOW	per lb	0.79 - 1.49	83	1.08		0.50 - 0.79	61	0.53		0.89 - 0.98	85	0.98	
Onions, Dry	YELLOW MARKED SWEET	2 lb bag	2.49	6	2.49		1.99	18	1.99					
Onions, Dry	YELLOW MARKED SWEET	3 lb bag	2.50 - 4.99	117	2.71									
Onions, Dry	YELLOW MARKED SWEET	per lb	0.98 - 1.49	242	1.18						0.79 - 0.99	32	0.93	100
Potatoes	ROUND RED	3 lb bag	1.95 - 2.99	103	2.91		1.95	34	1.95					
Potatoes	ROUND RED	5 lb bag	1.98 - 3.68	604	3.18		2.29 - 2.99	346	2.98		2.50	11	2.50	
Potatoes	ROUND RED	per lb					0.69 - 1.29	160	0.92					
Potatoes	ROUND WHITE	per lb	1.29	16	1.29		0.99	42	0.99					
Potatoes	RUSSET	10 lb bag	2.99 - 4.99	534	3.38	17	1.50 - 4.95	534	3.11	2	0.99 - 3.99	115	1.48	
Potatoes	RUSSET	5 lb bag	1.29 - 2.99	383	2.44		0.99 - 2.99	1094	2.22		0.98 - 2.98	423	1.99	
Potatoes	RUSSET	8 lb bag					1.50	9	1.50					
Potatoes	RUSSET	per lb	0.59 - 0.79	90	0.71		0.33 - 0.34	13	0.34		0.50	9	0.50	
Potatoes	YELLOW TYPE	3 lb bag	1.95	4	1.95		1.95	34	1.95					
Potatoes	YELLOW TYPE	5 lb bag	1.98 - 3.59	571	3.04		2.29 - 2.99	811	2.82		2.49 - 2.50	153	2.49	
Potatoes	YELLOW TYPE	per lb					0.77 - 1.29	109	0.92					
VEGETABLES														
Artichokes		each	1.99 - 2.00	61	1.99		2.50 - 3.99	35	3.65		2.50	36	2.50	
Asparagus	GREEN	per lb	0.88 - 2.99	1850	1.56		0.50 - 3.99	2328	1.77		0.97 - 3.99	897	1.43	

Wtd Avg - Simple weighted average



Commodity	Variety	Unit	SOUTH CENTRAL U.S.				SOUTHWEST U.S.				NORTHWEST U.S.			
			Price Range	Number of Ads	Wtd Avg Price	% Marked Local	Price Range	Number of Ads	Wtd Avg Price	% Marked Local	Price Range	Number of Ads	Wtd Avg Price	% Marked Local
Beans	ROUND GREEN TYPE	12 oz bag	2.50 - 3.49	117	2.88		2.50 - 2.99	268	2.77		3.49	23	3.49	
Beans	ROUND GREEN TYPE	per lb	1.29 - 2.99	507	2.30		0.99 - 2.29	633	1.53		1.39 - 2.69	168	1.92	
Broccoli		per bunch	1.95	4	1.95		1.95	34	1.95					
Broccoli		per lb	0.79	14	0.79		0.79 - 0.99	114	0.88					
Broccoli	CROWN CUT	per lb	1.39 - 1.99	225	1.72		1.29 - 2.99	98	1.87		1.69 - 2.99	32	2.58	
Brussels Sprouts		1 lb bag	3.49	60	3.49									
Brussels Sprouts		12 oz bag	2.50 - 3.49	35	2.78									
Brussels Sprouts		2 lb bag									8.99	11	8.99	
Brussels Sprouts		per lb	1.68 - 2.98	173	2.74		1.69 - 2.98	265	2.59		1.48 - 2.98	107	1.71	
Cabbage	ROUND GREEN TYPE	per lb	0.33 - 0.79	238	0.47		0.50 - 0.79	180	0.56					
Cactus Leaf (Nopales)		each	0.75	18	0.75									
Cactus Leaf (Nopales)		per lb	0.60 - 0.99	219	0.78		0.25 - 0.89	16	0.61					
Carrots		2 lb bag	0.99	274	0.99		0.59	95	0.59		1.98 - 1.99	104	1.98	
Carrots		5 lb film bag					3.19	42	3.19					
Carrots		per bunch	0.50	14	0.50									
Carrots		per lb	0.49 - 0.59	113	0.51		0.39 - 0.69	69	0.66					
Carrots	BABY PEELED	1 lb bag	0.59 - 1.99	607	1.52		1.50	122	1.50	100	0.99	131	0.99	
Carrots	BABY PEELED	2 lb bag	2.50 - 2.99	168	2.65		2.50 - 2.99	1059	2.73		2.89 - 2.99	366	2.97	
Cauliflower		each	1.95 - 3.49	106	3.31		1.95	34	1.95					
Cauliflower		per lb	0.79	14	0.79		0.79 - 0.99	114	0.88		1.69	10	1.69	
Celery		each	0.99 - 1.79	198	1.51		0.50 - 0.79	73	0.68		1.59	23	1.59	
Celery		per lb					1.49	10	1.49		1.49	22	1.49	
Celery	HEARTS	per package	2.50	107	2.50									
Chayote		each					0.50 - 0.60	74	0.52					
Chayote		per lb	0.79 - 1.29	95	0.95		1.29	9	1.29					
Chinese Cabbage		per lb					0.33 - 0.44	58	0.41					
Cilantro		per bunch	0.32 - 0.69	333	0.49		0.25 - 1.25	464	0.66		0.68	17	0.68	
Collards		1 lb bag									1.67	9	1.67	
Collards		per bunch	0.99 - 3.00	39	2.48									
Corn-Sweet		each	0.33 - 0.67	185	0.50		0.34 - 1.25	456	0.69		0.69 - 1.25	293	0.70	
Corn-Sweet		trays 4-5 ears film wrapped									5.98	81	5.98	
Cucumbers		each	0.33 - 0.99	179	0.75		0.29 - 0.50	169	0.38					
Cucumbers	LONG SEEDLESS - Greenhouse	each	1.50	126	1.50		1.50 - 2.50	28	1.79		1.25 - 2.99	33	2.09	
Eggplant		per lb					0.89	40	0.89					
Garlic		per sleeve	1.50	65	1.50		1.47 - 1.50	70	1.47					

Wtd Avg - Simple weighted average



Commodity	Variety	Unit	SOUTH CENTRAL U.S.				SOUTHWEST U.S.				NORTHWEST U.S.			
			Price Range	Number of Ads	Wtd Avg Price	% Marked Local	Price Range	Number of Ads	Wtd Avg Price	% Marked Local	Price Range	Number of Ads	Wtd Avg Price	% Marked Local
Jalapeno Peppers		per lb	0.89 - 1.79	595	1.17		0.50 - 1.29	429	0.97		1.79	1	1.79	
Kale		per bunch	3.00	29	3.00									
Lettuce	Green Leaf	each					0.79	40	0.79					
Lettuce	Red Leaf	each					0.79	40	0.79					
Lettuce	Romaine (Hearts)	3 count	2.50 - 2.99	202	2.73									
Mixed Mini Sweet Peppers		1 lb package	3.88 - 4.50	71	4.13		2.99 - 5.99	50	3.59		5.99	22	5.99	
Mushrooms	CREMINI	8 oz package	2.59	27	2.59						2.00	9	2.00	
Mushrooms	PORTOBELLA	6 oz package	3.69	7	3.69									
Mushrooms	WHITE	8 oz package	1.50 - 2.50	537	1.96		0.89 - 2.49	177	1.43		2.00 - 2.50	71	2.18	
Mushrooms	WHITE	per lb									3.99	33	3.99	
Mustard		1 lb bag									1.67	9	1.67	
Mustard		per bunch	0.99 - 3.00	39	2.48									
Onions, Green		per bunch	0.50 - 0.69	172	0.63		0.25 - 1.25	543	0.70		0.69 - 1.19	118	0.78	
Peppers (Bell Type)	GREEN	each	0.49 - 1.19	240	0.66		0.50	46	0.50		1.25	287	1.25	
Peppers (Bell Type)	ORANGE - Greenhouse	each	1.66 - 1.67	26	1.66									
Peppers (Bell Type)	ORANGE	each	0.97	95	0.97		1.25 - 2.00	482	1.45		1.25 - 2.50	351	1.40	
Peppers (Bell Type)	RED - Greenhouse	each	1.66 - 1.67	26	1.66									
Peppers (Bell Type)	RED	each	0.77 - 1.50	270	0.92		1.25 - 2.00	482	1.45		1.25 - 2.50	351	1.40	
Peppers (Bell Type)	YELLOW - Greenhouse	each	1.66 - 1.67	26	1.66									
Peppers (Bell Type)	YELLOW	each	0.88 - 0.97	209	0.92		1.25 - 2.00	482	1.45		1.25 - 2.50	351	1.40	
Radishes		per bunch	0.33 - 0.50	79	0.47		0.25 - 1.25	428	0.70		0.69 - 1.19	100	0.80	
Salad (Mixed Types)		1 lb package	1.99	34	1.99						5.78	17	5.78	
Salad (Mixed Types)		10-12 oz package	0.99 - 3.99	548	2.73		1.29 - 3.00	431	2.98		0.99	131	0.99	
Salad (Mixed Types)		5-9 oz package	1.50 - 3.00	203	2.95		1.50 - 3.00	459	2.89					
Serrano Peppers		per lb	0.98	9	0.98		0.89	9	0.89					
Spinach	FLAT TYPE	8-10 oz package	1.79	114	1.79		1.29	8	1.29					
Squash	GREY	per lb	0.79 - 1.69	161	1.38		0.50 - 1.29	63	0.64					
Squash	Yellow Crookneck/Straightneck	per lb	0.99 - 1.69	249	1.33						0.99 - 1.29	148	1.02	
Squash	Zucchini	per lb	0.79 - 1.69	334	1.18		0.25 - 0.99	238	0.79		0.99 - 1.29	148	1.02	
Sweet Potatoes		3 lb bag	1.77	274	1.77									
Sweet Potatoes		per lb	0.59 - 1.49	1446	1.10		0.69 - 1.79	573	1.48		0.98 - 1.99	262	1.37	
Tomatillos		per lb	0.79 - 0.97	94	0.92		0.50 - 1.49	506	0.94					
Tomatoes		per lb	1.49 - 1.99	136	1.60						1.49	6	1.49	
Tomatoes	Cherry Type	1 pint package									4.98	6	4.98	
Tomatoes	Cherry Type	10 oz package	3.88	75	3.88									

Wtd Avg - Simple weighted average



Commodity	Variety	Unit	SOUTH CENTRAL U.S.				SOUTHWEST U.S.				NORTHWEST U.S.			
			Price Range	Number of Ads	Wtd Avg Price	% Marked Local	Price Range	Number of Ads	Wtd Avg Price	% Marked Local	Price Range	Number of Ads	Wtd Avg Price	% Marked Local
Tomatoes	GRAPE TYPE	1 pint package					2.00 - 4.99	129	4.83		3.89	22	3.89	
Tomatoes	GRAPE TYPE	10 oz package	2.00 - 3.00	236	2.67		2.00 - 3.99	200	3.50					
Tomatoes	Plum Type (Roma)	per lb	0.67 - 1.49	192	0.87		0.50 - 1.99	549	1.15					
Tomatoes	VINE RIPES	per lb									1.69	10	1.69	
Tomatoes	Vine Ripes - Heirloom Varieties - Greenhouse	per lb					2.99	8	2.99		3.98	6	3.98	
Tomatoes	VINE RIPES - ON THE VINE - Greenhouse	per lb	0.97 - 2.99	693	1.52		0.99 - 2.99	551	2.26		1.38 - 1.99	101	1.71	
Turnip Tops		per bunch	0.99 - 3.00	39	2.48									
OTHER SPECIALTY CROP ITEMS														
Hemp Protein		16 oz					19.99	184	19.99		14.99	4	14.99	
Hemp Protein		8 oz	15.63	138	15.63									
Hemp Seeds Shelled		7 oz									7.49	1	7.49	
Hemp Seeds Shelled		8 oz	6.29 - 7.49	240	7.03		5.99 - 9.99	223	9.32		6.29 - 9.99	30	6.78	
SEASONAL ITEMS														
Ornamentals	Chrysanthemums	6 inch pots					10.99	169	10.99					
Ornamentals	Chrysanthemums	bunched 5s					6.00	27	6.00					
Ornamentals	Daffodils	bunched 10s									3.33	81	3.33	
Ornamentals	Longiflorum (Easter Lily)	6 inch pot	8.99 - 12.00	578	10.85		9.99 - 12.99	1587	10.86		9.98 - 14.99	228	11.03	
Ornamentals	Rose, Hybrid Tea	bunched 12s	10.88 - 14.00	82	11.53									
Ornamentals	Tulips	6 inch pot	8.99	209	8.99		7.99 - 10.99	1009	8.94		7.98	81	7.98	100
Ornamentals	Tulips	8 Inch Pot	12.99	36	12.99									
Ornamentals	Tulips	bunched 10s	4.99 - 8.99	769	6.68		5.99 - 8.99	866	7.03		6.99 - 7.00	214	6.99	
Ornamentals	Tulips	bunched 5s									3.33 - 4.99	113	3.65	

Wtd Avg - Simple weighted average



Commodity	Variety	Unit	ALASKA U.S.				HAWAII U.S.			
			Price Range	Number of Ads	Wtd Avg Price	% Marked Local	Price Range	Number of Ads	Wtd Avg Price	% Marked Local
FRUIT										
Apple Pears		per lb					2.79	7	2.79	
Apples	Envy	per lb					2.99	23	2.99	
Apples	Fuji	per lb	1.99	2	1.99					
Apples	Gala/Royal Gala	3 lb bag	5.49	11	5.49					
Apples	Honeycrisp	per lb	1.99	11	1.99					
Apples	Jazz	per lb					2.99	23	2.99	
Apples	Pink Lady/Cripps Pink	3 lb bag					4.59	7	4.59	
Apples, Processed	Juice	64 oz (1/2 gallon)	2.99 - 8.99	42	7.46		2.99	7	2.99	
Avocados	Hass	each					1.50	23	1.50	
Avocados	Hass-Marked Large	each	2.18	3	2.18					
Avocados	Hass-Marked Medium	each					1.56	4	1.56	
Avocados	Various Greenskin Varieties	per lb					2.99	7	2.99	
Bananas		per lb					1.29	3	1.29	
Blackberries		5.6-6 oz package	2.99 - 3.50	22	3.25					
Blueberries		18 oz package	7.69	9	7.69		7.99	33	7.99	
Blueberries		6 oz package	2.98 - 3.49	5	3.18					
Cantaloupes		per lb	1.28	3	1.28					
Clementines		3 lb bag	6.49	11	6.49					
Grapes	Black Seedless	per lb	3.99	11	3.99					
Grapes	Red Seedless	per lb	3.79 - 4.99	51	4.66		4.99	23	4.99	
Grapes	White Seedless Type	per lb	3.79 - 4.99	51	4.66		4.99	23	4.99	
Honeydews		per lb					1.89	3	1.89	
Kiwifruit	Hayward	2-lb containers with lids	6.99	11	6.99					
Kiwifruit	Hayward	each	0.69	1	0.69					
Lemons		each	0.67 - 0.99	4	0.75		1.25	23	1.25	
Mangoes	Round Varieties	each	2.98	3	2.98					
Mangoes	Round Varieties	per lb					3.99	23	3.99	
Mangoes	Yellow Varieties	each					1.56	4	1.56	
Nectarines	Various White Flesh Varieties	per lb					2.99	23	2.99	
Oranges	Navel	per lb					1.99	7	1.99	
Oranges	Navel, Cara Cara	per lb					1.99	2	1.99	
Pears	D'Anjou	per lb	1.49	1	1.49					
Pineapples		each	4.28 - 4.99	25	4.90		3.99	2	3.99	
Pineapples		per lb					0.79	23	0.79	

Wtd Avg - Simple weighted average



Commodity	Variety	Unit	ALASKA U.S.				HAWAII U.S.			
			Price Range	Number of Ads	Wtd Avg Price	% Marked Local	Price Range	Number of Ads	Wtd Avg Price	% Marked Local
Plums		per lb					2.99	4	2.99	
Raspberries		6 oz package	2.99 - 3.50	22	3.25					
Strawberries		1 lb package	2.99 - 5.49	16	3.44		4.99	27	4.99	
Tangerines/Mandarins		2 lb bag					4.99	3	4.99	
Tangerines/Mandarins		3 lb bag	9.99	28	9.99					
POTATOES & ONIONS										
Onions, Dry	YELLOW	per lb	0.99 - 1.99	30	1.92					
Potatoes	ROUND RED	per lb	1.28	3	1.28					
Potatoes	RUSSET	5 lb bag	3.00 - 7.49	30	7.19		3.99 - 4.49	26	4.05	
Potatoes	YELLOW TYPE	per lb	1.28	3	1.28					
VEGETABLES										
Artichokes		each	4.50	11	4.50					
Asparagus	GREEN	per lb	1.19 - 5.29	63	3.55		2.99 - 3.99	50	3.53	
Beans	ROUND GREEN TYPE	12 oz bag	3.49	2	3.49		5.99	23	5.99	
Beans	ROUND GREEN TYPE	per lb	1.99 - 2.28	14	2.05					
Broccoli	CROWN CUT	per lb					2.29 - 2.69	26	2.64	
Brussels Sprouts		2 lb bag	5.00	11	5.00					
Brussels Sprouts		per lb	1.98 - 1.99	15	1.99					
Cabbage	ROUND GREEN TYPE	per lb					1.29	27	1.29	
Carrots		2 lb bag	2.68 - 2.79	5	2.72					
Carrots	BABY PEELED	1 lb bag	1.79	1	1.79		1.59 - 2.49	10	2.22	
Carrots	BABY PEELED	2 lb bag					3.99	23	3.99	
Cauliflower		per lb					2.69	23	2.69	
Celery		per lb	1.29	2	1.29					
Celery	HEARTS	per package	4.99	28	4.99					
Cilantro		per bunch	0.68 - 0.89	4	0.73					
Corn-Sweet		each					1.25	23	1.25	
Cucumbers	LONG SEEDLESS - Greenhouse	per lb					1.49	2	1.49	
Garlic		per sleeve	1.89	1	1.89					
Lettuce	Green Leaf	each	2.18	3	2.18					
Lettuce	Green Leaf	per lb					1.49	7	1.49	
Lettuce	Iceberg	per lb					2.69	4	2.69	
Lettuce	Red Leaf	each	2.18	3	2.18					
Lettuce	Red Leaf	per lb					1.49	7	1.49	
Mushrooms	WHITE	8 oz package					3.00 - 3.59	30	3.06	
Onions, Green		per bunch	0.89 - 1.49	10	0.95					

Wtd Avg - Simple weighted average



Commodity	Variety	Unit	ALASKA U.S.				HAWAII U.S.			
			Price Range	Number of Ads	Wtd Avg Price	% Marked Local	Price Range	Number of Ads	Wtd Avg Price	% Marked Local
Peppers (Bell Type)	GREEN	each	1.50	9	1.50					
Peppers (Bell Type)	GREEN	per lb				2.49 - 2.89	30	2.58	76	
Salad (Mixed Types)		5-9 oz package	4.49	2	4.49					
Spinach		per bunch				1.99	2	1.99		
Squash	Zucchini	per lb				1.99	2	1.99		
Sweet Potatoes		per lb	1.79 - 1.99	16	1.84					
Tomatoes		per lb				2.99 - 3.49	7	3.20	57	
Tomatoes	Cherry Type	10 oz package				3.99	2	3.99		
Tomatoes	Plum Type (Roma)	per lb				2.99	23	2.99	100	
Tomatoes	VINE RIPES - ON THE VINE - Greenhouse	per lb	2.48 - 2.99	26	2.79					
OTHER SPECIALTY CROP ITEMS										
Hemp Seeds Shelled		8 oz	12.49	11	12.49					
SEASONAL ITEMS										
Ornamentals	Longiflorum (Easter Lily)	6 inch pot	13.99	11	13.99	12.99 - 15.99	46	14.49		
Ornamentals	Tulips	6 inch pot				15.99	23	15.99		

Wtd Avg - Simple weighted average

NATIONAL ORGANIC SUMMARY

(not including AK & HI)

Fruit								
Commodity	Variety	Unit	THIS WEEK		LAST WEEK		LAST YEAR	
			Number of Ads	Wtd Avg Price	Number of Ads	Wtd Avg Price	Number of Ads	Wtd Avg Price
Apples	Ambrosia	2 lb bag	197	2.50	197	2.50		
Apples	Fuji	3 lb bag	43	6.17				
Apples	Fuji	per lb	329	2.60	323	1.73	273	1.66
Apples	Gala/Royal Gala	2 lb bag	27	3.79	659	3.99	355	4.03
Apples	Gala/Royal Gala	3 lb bag	43	6.17	1,981	3.95	42	6.99
Apples	Gala/Royal Gala	per lb	303	2.72	806	1.81	261	2.48
Apples	Granny Smith	3 lb bag	34	6.49				
Apples	Granny Smith	per lb	748	2.38	700	2.14	297	2.54
Apples	Honeycrisp	2 lb bag	832	4.97	1,079	4.00	59	6.59
Apples	Honeycrisp	per lb	1,729	2.97	638	2.74	115	3.03
Apples	Pink Lady/Cripps Pink	3 lb bag	9	4.98				
Apples	Pink Lady/Cripps Pink	per lb	10	1.99				
Apples, Processed	Juice	64 oz (1/2 gallon)	142	4.98			74	3.99
Avocados	Hass	each	48	1.73	838	1.81	999	1.61
Avocados	Hass-Marked Large	each	354	2.01	255	2.04		
Avocados	Hass-Marked Medium	each	9	1.25				
Bananas		per lb	420	0.85	100	0.93	240	0.85
Blackberries		5.6-6 oz package	1,013	4.55	702	3.97	1,250	3.89
Blueberries		1 pint (11-12 oz cntr w/ lid)	1,039	4.99	233	5.73		
Blueberries		6 oz package	1,211	4.76	538	4.24	853	4.08
Clementines		2 lb bag	383	5.11	196	4.92	262	4.29
Grapefruit	RED	each	35	2.50			37	2.50
Kiwifruit	Hayward	1-lb containers with lids	347	3.98				
Lemons		1 lb bag	34	2.49	34	2.99		
Lemons		2 lb bag	167	4.07	30	4.15	214	4.88
Lemons		each	44	0.68	34	0.82	169	1.10
Mangoes	Round Varieties	each	701	2.00	34	2.73		
Mangoes	Yellow Varieties	each	363	1.54	21	2.38		
Oranges	Navel	3 lb bag	222	5.13	56	6.20	400	5.47
Oranges	Navel	4 lb bag	197	4.99	197	4.99	402	6.00
Oranges	Navel	per lb	73	1.98	245	1.78	405	1.96
Oranges	Navel, Cara Cara	3 lb bag	343	4.98				
Oranges	Valencia	4 lb bag	34	5.99			34	4.99

Wtd Avg - Simple weighted average



Commodity	Variety	Unit	THIS WEEK		LAST WEEK		LAST YEAR	
			Number of Ads	Wtd Avg Price	Number of Ads	Wtd Avg Price	Number of Ads	Wtd Avg Price
Pears	Bartlett	per lb	481	2.21	561	2.32	822	2.10
Pears	Bosc	per lb	26	2.49				
Pears	D'Anjou	per lb	26	2.49	80	2.99		
Pineapples		each	1,077	3.94	553	3.90	387	4.39
Raspberries		6 oz package	878	4.84	518	4.16		
Strawberries		1 lb package	2,781	4.11	1,848	5.30	1,932	4.73
Strawberries		2 lb package	100	6.99	100	7.99		
Tangerines/Mandarins		2 lb bag	1,760	4.74	2,762	4.78	696	4.15

Potatoes & Onions

Commodity	Variety	Unit	THIS WEEK		LAST WEEK		LAST YEAR	
			Number of Ads	Wtd Avg Price	Number of Ads	Wtd Avg Price	Number of Ads	Wtd Avg Price
Onions, Dry	YELLOW	3 lb bag	262	4.72	262	4.72	311	3.68
Onions, Dry	YELLOW	per lb	8	1.99	173	1.28	40	2.57
Potatoes	ROUND RED	3 lb bag	146	4.38	154	4.38	73	3.98
Potatoes	RUSSET	3 lb bag	169	3.43	1,023	2.97	91	3.65
Potatoes	RUSSET	5 lb bag	235	4.23	211	3.89	39	4.99
Potatoes	YELLOW TYPE	3 lb bag	157	4.35	148	4.40	140	3.99

Vegetables

Commodity	Variety	Unit	THIS WEEK		LAST WEEK		LAST YEAR	
			Number of Ads	Wtd Avg Price	Number of Ads	Wtd Avg Price	Number of Ads	Wtd Avg Price
Artichokes		each	5	3.00				
Asparagus	GREEN	per lb	2,470	3.07	968	4.19	902	4.04
Beans	ROUND GREEN TYPE	12 oz bag	160	4.12	208	4.26		
Beans	ROUND GREEN TYPE	per lb	6	3.98	6	3.98	11	3.99
Beets		per bunch	78	1.56	41	2.49	735	3.55
Broccoli		per bunch	33	3.95	409	3.09	376	3.55
Broccoli		per lb	119	1.80	307	2.44	38	2.70
Broccoli	CROWN CUT	per lb	31	2.84	20	2.72	9	3.49
Brussels Sprouts		1 lb bag	321	4.05	610	4.26		
Brussels Sprouts		per lb	197	4.37			219	3.57
Carrots		2 lb bag	395	3.21	321	3.38	190	2.99
Carrots		per bunch	156	2.25	45	2.46	328	2.52
Carrots		per lb	14	1.45	154	1.49	154	1.69
Carrots	BABY PEELED	1 lb bag	1,310	1.56	3,644	1.55	908	2.31
Cauliflower		each	18	3.99	18	5.21	327	3.99
Cauliflower		per lb	22	2.10	346	2.47	13	1.99

Wtd Avg - Simple weighted average



Commodity	Variety	Unit	THIS WEEK		LAST WEEK		LAST YEAR	
			Number of Ads	Wtd Avg Price	Number of Ads	Wtd Avg Price	Number of Ads	Wtd Avg Price
Celery		each	476	2.89	9	1.99	282	2.24
Celery		per lb	48	1.72			32	2.29
Celery	HEARTS	per package	238	3.10	262	3.01		
Cilantro		per bunch	19	1.49	796	1.65	167	1.46
Cucumbers		each	967	1.03	17	1.50		
Cucumbers	LONG SEEDLESS - Greenhouse	each	242	2.27	8	2.29	105	2.11
Kale		per bunch	55	2.02	36	2.38	693	2.28
Lettuce	Boston	each	24	2.62				
Lettuce	Romaine (Hearts)	3 count	466	3.27	210	3.52	426	4.13
Mixed Mini Sweet Peppers		1 lb package	347	3.98	518	3.85		
Mushrooms	CREMINI	8 oz package	109	3.18	122	3.48		
Mushrooms	WHITE	8 oz package	128	3.16	332	3.38	985	2.38
Onions, Green		per bunch	187	0.98	80	1.49		
Peppers (Bell Type)	RED	each	146	2.50	11	2.50	280	1.67
Peppers (Bell Type)	YELLOW	each	146	2.50	11	2.50	280	1.67
Radishes		per bunch	7	0.99	17	1.49	53	0.99
Salad (Mixed Types)		1 lb package	490	4.62	403	6.55		
Salad (Mixed Types)		10-12 oz package	322	5.55	123	5.29	376	4.68
Salad (Mixed Types)		5-9 oz package	2,975	3.60	3,008	3.42	1,546	3.43
Spinach	FLAT TYPE	1 lb package	19	6.99	312	7.01	24	6.79
Spinach	FLAT TYPE	5-7 oz package	350	3.54	65	2.50		
Squash	Butternut	per lb	79	1.49				
Squash	Zucchini	per lb	56	1.78	185	2.02	209	1.67
Sweet Potatoes		per lb	484	2.17	535	2.17	68	1.99
Swiss Chard		per bunch	14	1.50	89	1.60	42	2.12
Tomatoes	GRAPE TYPE	1 pint package	543	3.27	505	3.73	1,444	2.89
Tomatoes	GRAPE TYPE	10 oz package	150	2.99			416	3.19
Tomatoes	Vine Ripes - Heirloom Varieties - Greenhouse	per lb	122	3.99	25	3.99	19	4.99
Tomatoes	VINE RIPES - ON THE VINE - Greenhouse	per lb	23	3.14	718	2.62	545	3.68

Other Specialty Crop Items

Commodity	Variety	Unit	THIS WEEK		LAST WEEK		LAST YEAR	
			Number of Ads	Wtd Avg Price	Number of Ads	Wtd Avg Price	Number of Ads	Wtd Avg Price
Hemp (Seed) Oil		16 oz	248	16.99	248	16.99		
Hemp Protein		12 oz	289	14.22				
Hemp Protein		32 oz	167	26.69				
Hemp Protein		8 oz	24	15.63				

Wtd Avg - Simple weighted average



Commodity	Variety	Unit	THIS WEEK		LAST WEEK		LAST YEAR	
			Number of Ads	Wtd Avg Price	Number of Ads	Wtd Avg Price	Number of Ads	Wtd Avg Price
Hemp Seeds Shelled		12 oz	319	14.30	257	14.97	161	16.64
Hemp Seeds Shelled		16 oz	249	14.99	197	13.59	52	14.99
Hemp Seeds Shelled		7 oz	411	10.10	257	11.95	161	11.31
Hemp Seeds Shelled		8 oz	197	13.44				

Wtd Avg - Simple weighted average



REGIONAL ORGANIC DETAILS

Commodity	Variety	Unit	NORTHEAST U.S.				SOUTHEAST U.S.				MIDWEST U.S.			
			Price Range	Number of Ads	Wtd Avg Price	% Marked Local	Price Range	Number of Ads	Wtd Avg Price	% Marked Local	Price Range	Number of Ads	Wtd Avg Price	% Marked Local
FRUIT														
Apples	Ambrosia	2 lb bag	2.50	183	2.50		2.50	14	2.50					
Apples	Fuji	3 lb bag	4.98	9	4.98		6.49	34	6.49					
Apples	Fuji	per lb	1.99	10	1.99									
Apples	Gala/Royal Gala	3 lb bag	4.98	9	4.98		6.49	34	6.49					
Apples	Gala/Royal Gala	per lb	1.99 - 2.99	35	2.70									
Apples	Granny Smith	3 lb bag					6.49	34	6.49					
Apples	Granny Smith	per lb	1.49 - 3.99	230	2.43		2.21	86	2.21		2.21	67	2.21	
Apples	Honeycrisp	2 lb bag									2.50 - 4.99	566	4.96	
Apples	Honeycrisp	per lb	1.99 - 3.88	576	2.73		3.88	86	3.88		3.88	67	3.88	
Apples	Pink Lady/Cripps Pink	3 lb bag	4.98	9	4.98									
Apples	Pink Lady/Cripps Pink	per lb	1.99	10	1.99									
Apples, Processed	Juice	64 oz (1/2 gallon)	3.99 - 7.99	142	4.98									
Avocados	Hass	each	2.00	35	2.00									
Avocados	Hass-Marked Large	each	2.49	7	2.49		2.00	52	2.00					
Avocados	Hass-Marked Medium	each	1.25	9	1.25									
Bananas		per lb	0.79 - 0.99	100	0.90						0.79	199	0.79	
Blackberries		5.6-6 oz package	3.99 - 4.99	146	4.48		4.50	366	4.50		3.99	60	3.99	
Blueberries		1 pint (11-12 oz cntr w/ lid)	3.50 - 5.99	231	4.93		4.50 - 4.98	418	4.56					
Blueberries		6 oz package	3.99 - 4.99	146	4.48		4.99	108	4.99		3.99	60	3.99	
Clementines		2 lb bag					5.54	86	5.54		4.99	202	4.99	
Grapefruit	RED	each	2.50	35	2.50									
Kiwifruit	Hayward	1-lb containers with lids					3.98	52	3.98					
Lemons		2 lb bag	4.99	7	4.99									
Lemons		each	0.60 - 1.00	44	0.68									
Mangoes	Round Varieties	each	1.49 - 2.50	330	1.51									
Mangoes	Yellow Varieties	each					1.50	52	1.50					
Oranges	Navel	4 lb bag	4.99	183	4.99		4.99	14	4.99					
Oranges	Navel, Cara Cara	3 lb bag					4.98	52	4.98					
Oranges	Valencia	4 lb bag	5.99	34	5.99									
Pears	Bartlett	per lb	2.21	122	2.21		2.21	86	2.21		2.21	67	2.21	
Pineapples		each	3.89 - 3.99	365	3.96		3.89 - 3.98	138	3.92		3.89	67	3.89	
Raspberries		6 oz package	3.99 - 4.99	146	4.48									
Strawberries		1 lb package	3.49 - 5.99	477	4.91		3.49 - 4.99	1083	3.63		3.99 - 4.99	115	4.69	

Wtd Avg - Simple weighted average



Commodity	Variety	Unit	NORTHEAST U.S.				SOUTHEAST U.S.				MIDWEST U.S.			
			Price Range	Number of Ads	Wtd Avg Price	% Marked Local	Price Range	Number of Ads	Wtd Avg Price	% Marked Local	Price Range	Number of Ads	Wtd Avg Price	% Marked Local
Strawberries		2 lb package								6.99	39	6.99		
Tangerines/Mandarins		2 lb bag	3.98 - 5.99	460	5.82		3.98 - 4.98	239	4.76		5.54	67	5.54	
POTATOES & ONIONS														
Onions, Dry	YELLOW	3 lb bag	3.99 - 4.99	262	4.72									
Potatoes	ROUND RED	3 lb bag	3.99 - 6.99	146	4.38									
Potatoes	RUSSET	3 lb bag	3.49 - 3.99	137	3.75					1.79 - 1.99	26	1.84		
Potatoes	RUSSET	5 lb bag	3.99	190	3.99		5.99	34	5.99					
Potatoes	YELLOW TYPE	3 lb bag	3.99 - 6.99	146	4.38					3.99	11	3.99		
VEGETABLES														
Asparagus	GREEN	per lb	2.99 - 4.43	329	3.56		2.99 - 4.99	601	3.32		1.99 - 4.43	670	2.28	
Beans	ROUND GREEN TYPE	12 oz bag	3.99 - 4.99	160	4.12									
Beets		per bunch								1.69	14	1.69		
Broccoli		per bunch	3.99	27	3.99					3.79	6	3.79		
Broccoli	CROWN CUT	per lb	2.49	9	2.49					2.99	22	2.99		
Brussels Sprouts		1 lb bag	2.99 - 3.99	207	3.91					3.49 - 3.99	17	3.67		
Brussels Sprouts		per lb	2.99 - 4.43	130	4.34					4.43	67	4.43		
Carrots		2 lb bag	2.49 - 3.99	321	3.38		2.49	74	2.49					
Carrots		per bunch	2.99	19	2.99									
Carrots		per lb	1.39 - 1.50	14	1.45									
Carrots	BABY PEELED	1 lb bag	2.00 - 2.50	58	2.33		1.50 - 2.00	1198	1.50		1.50 - 2.28	44	1.92	
Cauliflower		each	3.99	18	3.99									
Celery		each	2.50	55	2.50		2.99	366	2.99		1.99 - 2.49	15	2.19	
Celery	HEARTS	per package	2.99 - 3.99	216	3.16		2.99	3	2.99		2.48	8	2.48	
Cilantro		per bunch	1.49	19	1.49									
Cucumbers		each					0.99	945	0.99					
Cucumbers	LONG SEEDLESS - Greenhouse	each	0.99	75	0.99									
Kale		per bunch	1.49 - 1.99	17	1.73									
Lettuce	Boston	each								2.99	6	2.99		
Lettuce	Romaine (Hearts)	3 count	3.49 - 3.99	221	3.58					2.99	245	2.99		
Mixed Mini Sweet Peppers		1 lb package					3.98	52	3.98					
Mushrooms	CREMINI	8 oz package	3.99	35	3.99		2.79	74	2.79					
Mushrooms	WHITE	8 oz package	2.50 - 3.99	107	3.17		3.99	3	3.99		2.99	18	2.99	
Onions, Green		per bunch					0.98	187	0.98					
Radishes		per bunch								0.99	7	0.99		
Salad (Mixed Types)		1 lb package								5.00	16	5.00		
Salad (Mixed Types)		10-12 oz package								4.99 - 5.99	173	5.27		

Wtd Avg - Simple weighted average



Commodity	Variety	Unit	NORTHEAST U.S.				SOUTHEAST U.S.				MIDWEST U.S.			
			Price Range	Number of Ads	Wtd Avg Price	% Marked Local	Price Range	Number of Ads	Wtd Avg Price	% Marked Local	Price Range	Number of Ads	Wtd Avg Price	% Marked Local
Salad (Mixed Types)		5-9 oz package	2.00 - 5.99	1129	3.45		2.50 - 4.00	612	3.75		2.50 - 4.99	359	3.55	
Spinach	FLAT TYPE	5-7 oz package	3.99 - 5.99	43	5.11		3.50 - 3.99	63	3.59		2.50	60	2.50	
Sweet Potatoes		per lb	2.21	122	2.21						2.21	67	2.21	
Swiss Chard		per bunch									1.50	14	1.50	
Tomatoes	GRAPE TYPE	1 pint package	3.49 - 3.99	263	3.64		3.49	14	3.49		2.99 - 4.99	140	3.49	
Tomatoes	GRAPE TYPE	10 oz package	2.99	150	2.99									
Tomatoes	VINE RIPES - ON THE VINE - Greenhouse	per lb	3.49	7	3.49									

OTHER SPECIALTY CROP ITEMS

Hemp (Seed) Oil		16 oz	16.85	8	16.85		16.99	52	16.99					
Hemp Protein		12 oz	15.49	9	15.49									
Hemp Protein		32 oz	34.99	9	34.99						25.99	13	25.99	
Hemp Protein		8 oz									15.63	24	15.63	
Hemp Seeds Shelled		12 oz	14.49 - 14.99	17	14.75		14.99	52	14.99		11.49	13	11.49	
Hemp Seeds Shelled		16 oz	14.99	9	14.99		14.99	52	14.99					
Hemp Seeds Shelled		7 oz	10.79 - 11.99	17	11.43		9.99	52	9.99		7.69	13	7.69	
Hemp Seeds Shelled		8 oz	12.49	9	12.49									

Wtd Avg - Simple weighted average



Commodity	Variety	Unit	SOUTH CENTRAL U.S.				SOUTHWEST U.S.				NORTHWEST U.S.			
			Price Range	Number of Ads	Wtd Avg Price	% Marked Local	Price Range	Number of Ads	Wtd Avg Price	% Marked Local	Price Range	Number of Ads	Wtd Avg Price	% Marked Local
FRUIT														
Apples	Fuji	per lb					1.59 - 2.99	288	2.64			1.49 - 2.79	31	2.41
Apples	Gala/Royal Gala	2 lb bag	3.79	27	3.79									
Apples	Gala/Royal Gala	per lb					2.49 - 2.99	268	2.72					
Apples	Granny Smith	per lb	2.21	75	2.21		1.99 - 2.99	245	2.59			1.49 - 2.21	45	1.84
Apples	Honeycrisp	2 lb bag	4.99	23	4.99		5.00	120	5.00			4.99	123	4.99
Apples	Honeycrisp	per lb	1.69 - 3.88	223	2.43		2.99 - 3.88	461	3.20			1.69 - 3.88	316	3.03
Avocados	Hass	each					0.99	13	0.99					
Avocados	Hass-Marked Large	each	2.00	107	2.00		2.00	184	2.00			2.00	4	2.00
Bananas		per lb	0.79	42	0.79							0.99	79	0.99
Blackberries		5.6-6 oz package	3.98 - 4.50	38	4.38		3.00 - 4.99	55	4.16			3.99 - 4.99	348	4.81
Blueberries		1 pint (11-12 oz cntr w/ lid)	4.98 - 4.99	141	4.98		1.99 - 5.99	245	5.77			5.98	4	5.98
Blueberries		6 oz package	3.98 - 4.50	38	4.38		3.00 - 4.99	415	4.88			3.99 - 4.99	444	4.82
Clementines		2 lb bag	4.99	95	4.99									
Kiwifruit	Hayward	1-lb containers with lids	3.98	107	3.98		3.98	184	3.98			3.98	4	3.98
Lemons		1 lb bag	2.49	34	2.49									
Lemons		2 lb bag					3.99 - 4.49	160	4.03					
Mangoes	Round Varieties	each					0.99 - 2.49	371	2.43					
Mangoes	Yellow Varieties	each	1.50	107	1.50		1.50	184	1.50			1.50 - 2.50	20	2.30
Oranges	Navel	3 lb bag	5.99	34	5.99		4.98	184	4.98			4.98	4	4.98
Oranges	Navel	per lb					1.99 - 2.29	34	2.06	76		1.79 - 1.99	39	1.91
Oranges	Navel, Cara Cara	3 lb bag	4.98	107	4.98		4.98	184	4.98					
Pears	Bartlett	per lb	2.21	75	2.21		2.21	109	2.21			2.21	22	2.21
Pears	Bosc	per lb					2.49	26	2.49					
Pears	D'Anjou	per lb					2.49	26	2.49					
Pineapples		each	3.89 - 3.98	182	3.94		3.00 - 3.98	299	3.93			3.89 - 3.98	26	3.90
Raspberries		6 oz package					4.99	384	4.99			3.99 - 4.99	348	4.81
Strawberries		1 lb package	3.98 - 5.99	304	4.89		2.00 - 5.99	742	3.84			2.98 - 4.99	60	4.57
Strawberries		2 lb package	6.99	61	6.99									
Tangerines/Mandarins		2 lb bag	3.98 - 5.54	182	4.62		3.29 - 5.99	644	4.07			3.98 - 5.54	168	4.19
POTATOES & ONIONS														
Onions, Dry	YELLOW	per lb					1.99	8	1.99					
Potatoes	RUSSET	3 lb bag					2.99	6	2.99					
Potatoes	RUSSET	5 lb bag					2.99	11	2.99					
VEGETABLES														
Artichokes		each					3.00	5	3.00					
Asparagus	GREEN	per lb	2.79 - 4.43	238	3.64		2.99 - 4.49	415	3.24			2.79 - 4.43	217	3.17

Wtd Avg - Simple weighted average



Commodity	Variety	Unit	SOUTH CENTRAL U.S.				SOUTHWEST U.S.				NORTHWEST U.S.			
			Price Range	Number of Ads	Wtd Avg Price	% Marked Local	Price Range	Number of Ads	Wtd Avg Price	% Marked Local	Price Range	Number of Ads	Wtd Avg Price	% Marked Local
Beans	ROUND GREEN TYPE	per lb									3.98	6	3.98	
Beets		per bunch					1.33	53	1.33		2.50	11	2.50	
Broccoli		per lb	2.98	9	2.98		1.49	73	1.49		1.29 - 2.99	37	2.12	
Brussels Sprouts		1 lb bag	4.43	75	4.43						4.43	22	4.43	
Carrots		per bunch					0.99 - 2.99	72	1.44		1.99 - 3.99	65	2.93	
Carrots	BABY PEELED	1 lb bag									2.00	10	2.00	
Cauliflower		per lb	2.98	9	2.98		1.49	13	1.49					
Celery		each	2.99	29	2.99		1.99	11	1.99					
Celery		per lb									0.99 - 2.19	48	1.72	
Celery	HEARTS	per package									2.50	11	2.50	
Cucumbers		each									2.79	22	2.79	
Cucumbers	LONG SEEDLESS - Greenhouse	each					1.99 - 2.99	160	2.90		1.50	7	1.50	
Kale		per bunch					1.67 - 2.50	31	1.96		3.00	7	3.00	
Lettuce	Boston	each					2.49	18	2.49					
Mixed Mini Sweet Peppers		1 lb package	3.98	107	3.98		3.98	184	3.98		3.98	4	3.98	
Peppers (Bell Type)	RED	each					2.50	146	2.50					
Peppers (Bell Type)	YELLOW	each					2.50	146	2.50					
Salad (Mixed Types)		1 lb package	5.99	23	5.99		3.99 - 5.99	290	4.15		4.99 - 6.99	161	5.23	
Salad (Mixed Types)		10-12 oz package	4.98 - 5.99	149	5.87									
Salad (Mixed Types)		5-9 oz package	3.00 - 4.00	370	3.47		3.50 - 3.99	329	3.53	37	2.99 - 5.98	176	4.61	
Spinach	FLAT TYPE	1 lb package									6.99	19	6.99	
Spinach	FLAT TYPE	5-7 oz package					3.50	184	3.50					
Squash	Butternut	per lb									1.49	79	1.49	
Squash	Zucchini	per lb					1.29	13	1.29		1.48 - 2.49	43	1.93	
Sweet Potatoes		per lb	2.21	75	2.21		2.21 - 2.29	117	2.22		1.98 - 2.21	103	2.03	
Tomatoes	GRAPE TYPE	1 pint package					2.00 - 2.50	126	2.21					
Tomatoes	Vine Ripes - Heirloom Varieties - Greenhouse	per lb					3.99	122	3.99					
Tomatoes	VINE RIPES - ON THE VINE - Greenhouse	per lb									2.99	16	2.99	

OTHER SPECIALTY CROP ITEMS

Hemp (Seed) Oil		16 oz					16.99	184	16.99		16.99	4	16.99	
Hemp Protein		12 oz	11.49	92	11.49		15.49	184	15.49		15.49	4	15.49	
Hemp Protein		32 oz	25.99	92	25.99		25.99	23	25.99		25.99 - 34.99	30	27.19	
Hemp Seeds Shelled		12 oz					11.49 - 14.99	207	14.60		11.49 - 14.99	30	11.96	

Wtd Avg - Simple weighted average



Commodity	Variety	Unit	SOUTH CENTRAL U.S.				SOUTHWEST U.S.				NORTHWEST U.S.			
			Price Range	Number of Ads	Wtd Avg Price	% Marked Local	Price Range	Number of Ads	Wtd Avg Price	% Marked Local	Price Range	Number of Ads	Wtd Avg Price	% Marked Local
Hemp Seeds Shelled		16 oz					14.99	184	14.99		14.99	4	14.99	
Hemp Seeds Shelled		7 oz	7.69	92	7.69		7.69 - 11.99	207	11.51		7.69 - 11.99	30	8.26	
Hemp Seeds Shelled		8 oz					13.49	184	13.49		13.49	4	13.49	

Wtd Avg - Simple weighted average



Commodity	Variety	Unit	ALASKA U.S.				HAWAII U.S.			
			Price Range	Number of Ads	Wtd Avg Price	% Marked Local	Price Range	Number of Ads	Wtd Avg Price	% Marked Local
FRUIT										
Apples	Fuji	per lb	3.49	11	3.49					
Apples	Granny Smith	per lb					3.10	4	3.10	
Apples	Honeycrisp	2 lb bag	5.99	11	5.99					
Apples	Honeycrisp	per lb	1.89	1	1.89		5.43	4	5.43	
Oranges	Navel	per lb	2.19 - 3.49	12	3.38					
Pears	Bartlett	per lb					3.10	4	3.10	
Raspberries		6 oz package					5.99	23	5.99	
Strawberries		1 lb package					6.98	4	6.98	
Tangerines/Mandarins		2 lb bag	5.88	3	5.88		7.76	4	7.76	
POTATOES & ONIONS										
Potatoes	ROUND RED	3 lb bag	4.99	11	4.99					
Potatoes	RUSSET	3 lb bag	4.99	11	4.99					
Potatoes	YELLOW TYPE	3 lb bag	3.98 - 4.99	14	4.77					
VEGETABLES										
Asparagus	GREEN	per lb	3.99	11	3.99		6.21	4	6.21	
Broccoli		per bunch					3.99	23	3.99	
Broccoli		per lb	2.99 - 4.49	12	3.12					
Brussels Sprouts		1 lb bag					6.21	4	6.21	
Cabbage	ROUND GREEN TYPE	per lb	1.49	1	1.49					
Cauliflower		per lb	2.99	11	2.99					
Mixed Mini Sweet Peppers		1 lb package	4.88	3	4.88					
Salad (Mixed Types)		5-9 oz package					6.99	23	6.99	
Sweet Potatoes		per lb					3.10	4	3.10	

Wtd Avg - Simple weighted average

REGIONAL DEFINITIONS

As used in this report, regions include the following states:	
NORTHEAST U.S.	Connecticut, Delaware, Massachusetts, Maryland, Maine, New Hampshire, New Jersey, New York, Pennsylvania, Rhode Island and Vermont
SOUTHEAST U.S.	Alabama, Florida, Georgia, Mississippi, North Carolina, South Carolina, Tennessee, Virginia and West Virginia
MIDWEST U.S.	Iowa, Illinois, Indiana, Kentucky, Michigan, Minnesota, North Dakota, Nebraska, Ohio, South Dakota and Wisconsin
SOUTH CENTRAL U.S.	Arkansas, Colorado, Kansas, Louisiana, Missouri, New Mexico, Oklahoma, and Texas
SOUTHWEST U.S.	Arizona, California, Nevada and Utah
NORTHWEST U.S.	Idaho, Montana, Oregon, Washington, and Wyoming
ALASKA	Alaska
HAWAII	Hawaii
NATIONAL	Continental United States

1 -- Specialty Crops Market News surveys nearly 271 retailers, comprising over 29,700 individual stores, with online weekly advertised features.

2 -- Date range reflects one week of data collection ending on the report date and encompassing ad pricing good from the Saturday before the report release date through the following Friday.