



# Monthly update on citrus fruits imports

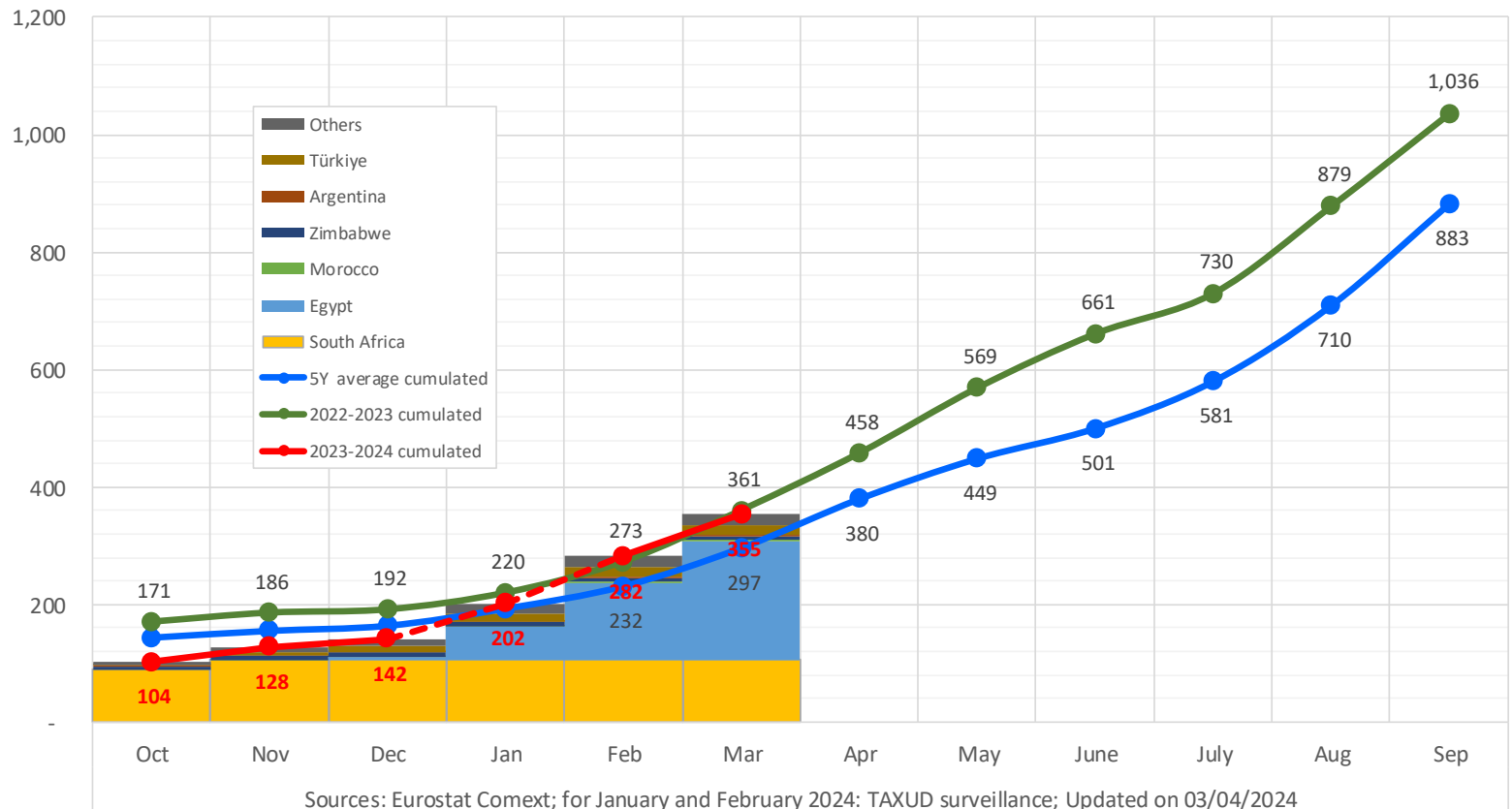
1. [Oranges](#)
2. [Small citrus](#)
3. [Lemons](#)
4. [Grapefruits](#)

Updated on 11 March 2024

Sources: COMEXT; for January and February 2024 TAXUD surveillance

### Imports of fresh oranges into the EU (cumulated) (CN codes 0805 10 22, 0805 10 24, 0805 10 28)

1000 tonnes



## EU monthly oranges imports (tonnes)

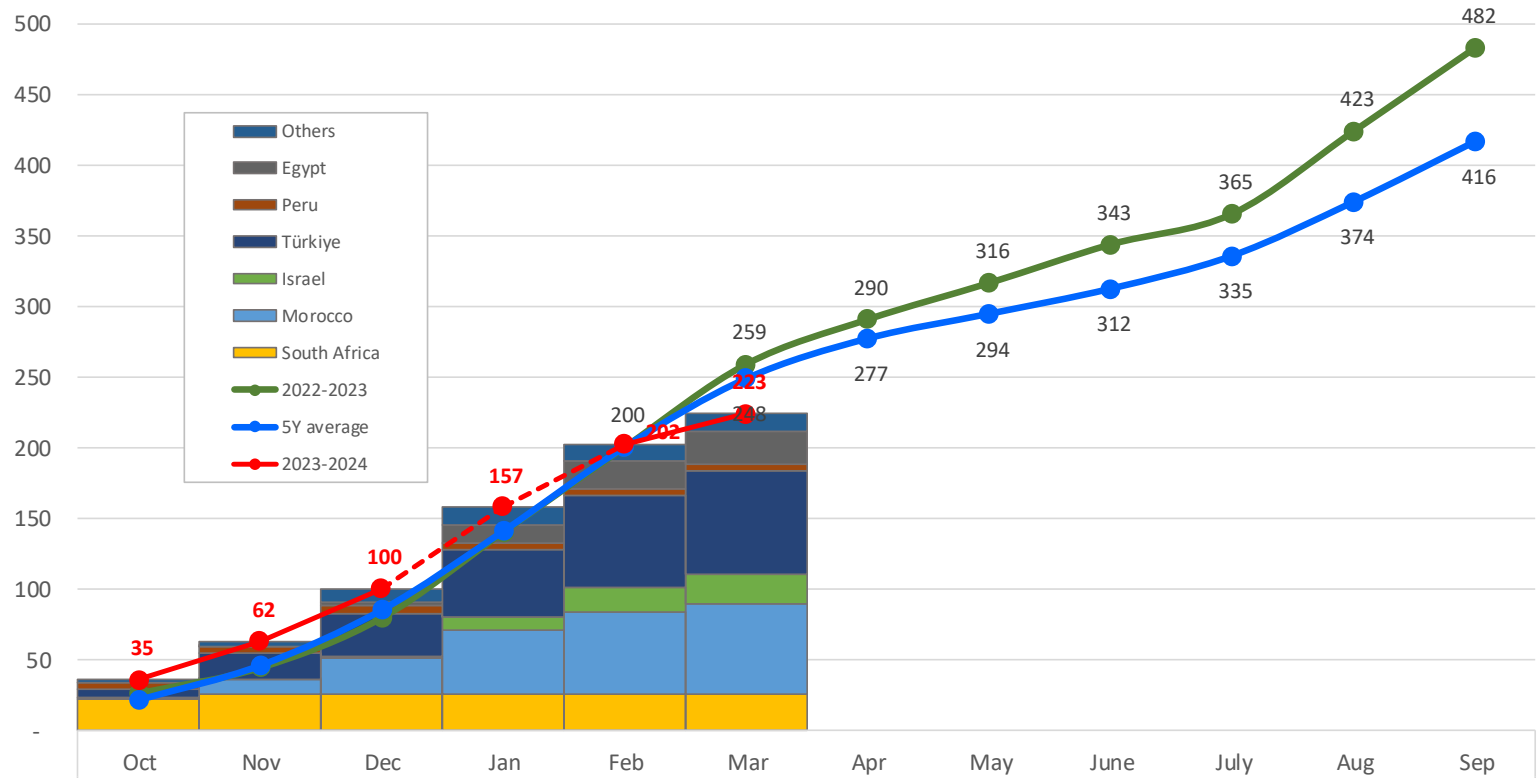
Sources: Eurostat Comext; for January and February 2024: TAXUD surveillance

Updated on 03/04/2024

	Oct	Nov	Dec	Jan	Feb	Mar	Apr	May	June	July	Aug	Sep	Total
<b>2022-2023</b>	170,719	15,510	5,557	28,354	53,184	87,579	97,262	111,042	92,118	68,801	148,555	157,641	<b>1,036,320</b>
<b>5Y average</b>	144,105	11,611	8,670	29,158	38,137	65,245	83,320	68,693	51,587	80,070	129,412	173,129	<b>883,137</b>
<b>2023-2024</b>	103,520	24,641	13,549	60,165	80,080	72,577							<b>354,532</b>
<b>South Africa</b>	88,888	16,576	880	0	0	0							<b>106,345</b>
<b>Egypt</b>	0	0	3,399	51,771	75,620	70,604							<b>201,393</b>
<b>Morocco</b>	0	28	686	653	183	69							<b>1,620</b>
<b>Zimbabwe</b>	6,426	587	112	0	0	0							<b>7,125</b>
<b>Argentina</b>	1,392	21	0	0	0	0							<b>1,413</b>
<b>Türkiye</b>	366	3,280	5,771	4,422	1,548	1,025							<b>16,413</b>
<b>Others</b>	6,448	4,148	2,700	3,319	2,730	878							<b>20,223</b>

### Imports of small citrus into the EU (cumulated) (CN 0805 21 10, 0805 21 90, 0805 22 00, 0805 29 00)

1000 tonnes



Sources: Eurostat Comext; for January and February 2024: TAXUD surveillance; Updated on 03/04/2024

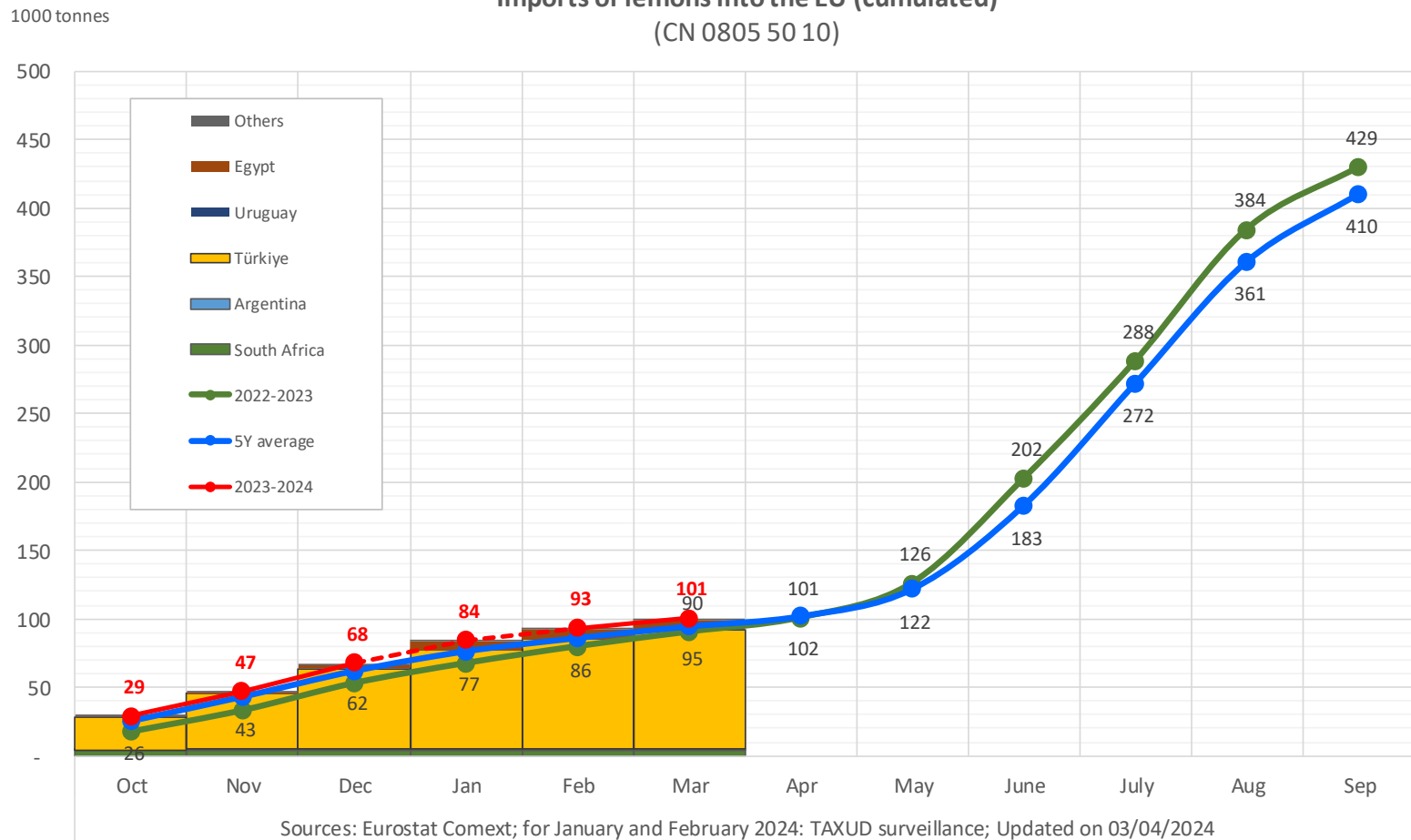
## EU monthly imports of small citrus fruits (tonnes)

Sources: Eurostat Comext; for January and February 2024: TAXUD surveillance

Updated on 03/04/2024

	Oct	Nov	Dec	Jan	Feb	Mar	Apr	May	June	July	Aug	Sep	Total
<b>2022-2023</b>	25,924	18,116	35,311	60,601	60,088	58,561	31,639	25,748	27,277	21,602	58,398	58,924	<b>482,189</b>
<b>5Y average</b>	20,629	24,462	39,351	55,850	59,686	48,432	28,377	17,488	17,805	23,336	38,226	42,721	<b>416,365</b>
<b>2023-2024</b>	35,280	26,967	37,269	57,616	45,013								<b>202,145</b>
<b>South Africa</b>	21,672	3,274	44	45	0								<b>25,035</b>
<b>Morocco</b>	666	9,879	14,817	20,133	13,067								<b>58,562</b>
<b>Israel</b>	0	46	1,209	8,078	7,375								<b>16,707</b>
<b>Türkiye</b>	5,992	12,201	12,417	17,042	17,392								<b>65,043</b>
<b>Peru</b>	4,508	404	115	0	0								<b>5,027</b>
<b>Egypt</b>	0	90	2,563	9,928	6,810								<b>19,391</b>
<b>Others</b>	2,442	1,073	6,105	2,391	369								<b>12,381</b>

### Imports of lemons into the EU (cumulated) (CN 0805 50 10)



## EU monthly lemon imports (tonnes)

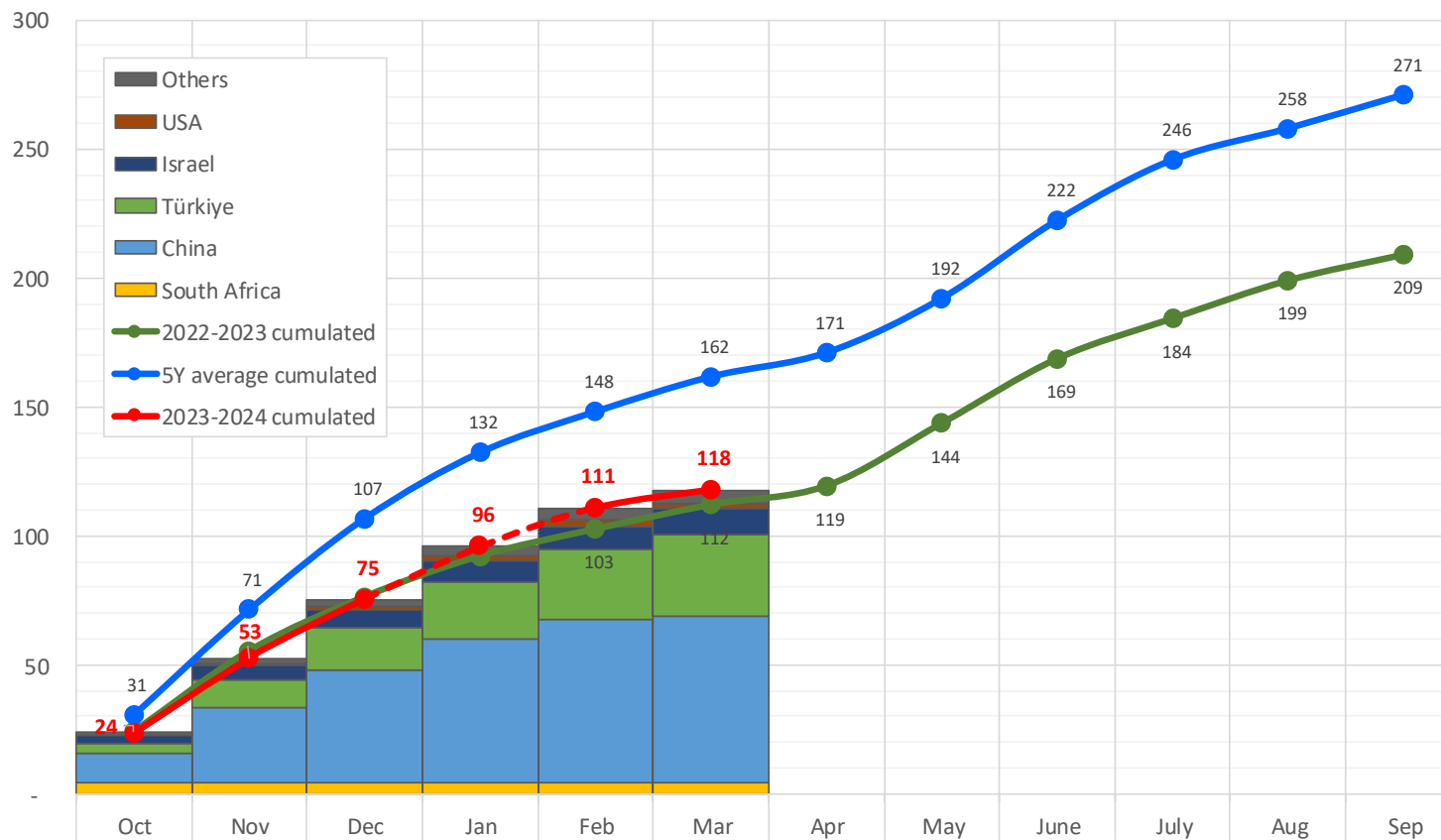
Sources: Eurostat Comext; for January and February 2024: TAXUD surveillance

Updated on 03/04/2024

	Oct	Nov	Dec	Jan	Feb	Mar	Apr	May	June	July	Aug	Sep	Total
<b>2022-2023</b>	17,325	15,578	19,878	14,579	12,309	10,628	10,351	25,274	76,222	85,799	96,309	45,128	<b>429,380</b>
<b>5Y average</b>	25,686	17,730	18,746	14,370	9,655	8,485	7,343	19,817	61,032	89,175	88,949	49,296	<b>410,285</b>
<b>2023-2024</b>	29,225	17,779	20,551	16,776	8,971								<b>93,302</b>
<b>South Africa</b>	3,736	31	92	0	0								<b>3,859</b>
<b>Argentina</b>	692	110	0	0	0								<b>802</b>
<b>Türkiye</b>	23,938	16,771	18,010	14,137	7,523								<b>80,379</b>
<b>Uruguay</b>	71	0	0	0	0								<b>71</b>
<b>Egypt</b>	174	680	2,332	2,571	1,394								<b>7,151</b>
<b>Others</b>	615	187	116	67	54								<b>1,040</b>

## Grapefruit imports into the EU (cumulated) (CN 0805 40 00)

1000 tonnes



Sources: Eurostat Comext; for January and February 2024: TAXUD surveillance; Updated on 03/04/2024



## EU monthly grapefruit imports (tonnes)

Sources: Eurostat Comext; for January and February 2024: TAXUD surveillance

Updated on 03/04/2024

	Oct	Nov	Dec	Jan	Feb	Mar	Apr	May	June	July	Aug	Sep	Total
<b>2022-2023</b>	24,124	31,332	20,902	15,807	10,451	9,384	7,319	24,307	25,015	15,587	14,689	10,018	<b>208,936</b>
<b>5y average</b>	30,631	40,831	35,271	25,515	15,811	13,542	9,288	21,050	30,240	23,406	12,128	13,003	<b>270,715</b>
<b>2023-2024</b>	23,913	28,689	22,653	20,778	14,803								<b>110,836</b>
<b>South Africa</b>	4,282	209	0	0	0								<b>4,492</b>
<b>China</b>	11,359	17,831	14,404	11,771	7,637								<b>63,001</b>
<b>Türkiye</b>	3,761	7,068	5,766	5,887	4,865								<b>27,346</b>
<b>Israel</b>	3,047	2,490	1,286	1,415	853								<b>9,091</b>
<b>USA</b>	0	683	588	648	125								<b>2,044</b>
<b>Others</b>	1,464	409	609	1,056	1,324								<b>4,862</b>