



Advertised Prices for Specialty Crops Products at Major Retail Supermarket Outlets ending during the period of 3/30/2024 to 4/11/2024

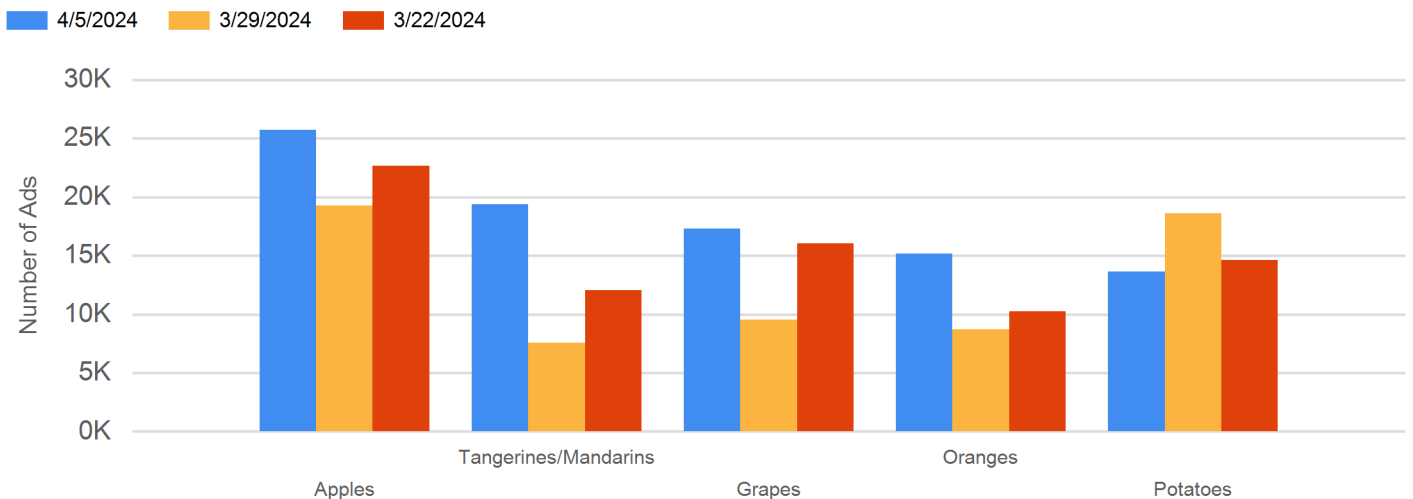
Game Time

Ad numbers were down this week as retailers took a break after the Lent and Easter promotions. Ads for fruit were the most numerous, with tangerines, grapes, raspberries, blackberries, and cantaloupes representing the top categories. Russet potatoes, asparagus, corn, bell peppers and zucchini were among the top vegetable commodities featured this week. Though ornamental ad numbers fell off sharply this week, tulips, daffodils, hyacinths, and roses were still readily available in floral sections. Fruit and vegetable snack trays for basketball and baseball watching parties were advertised in many flyers along with game day treats from the snack and bakery aisles.

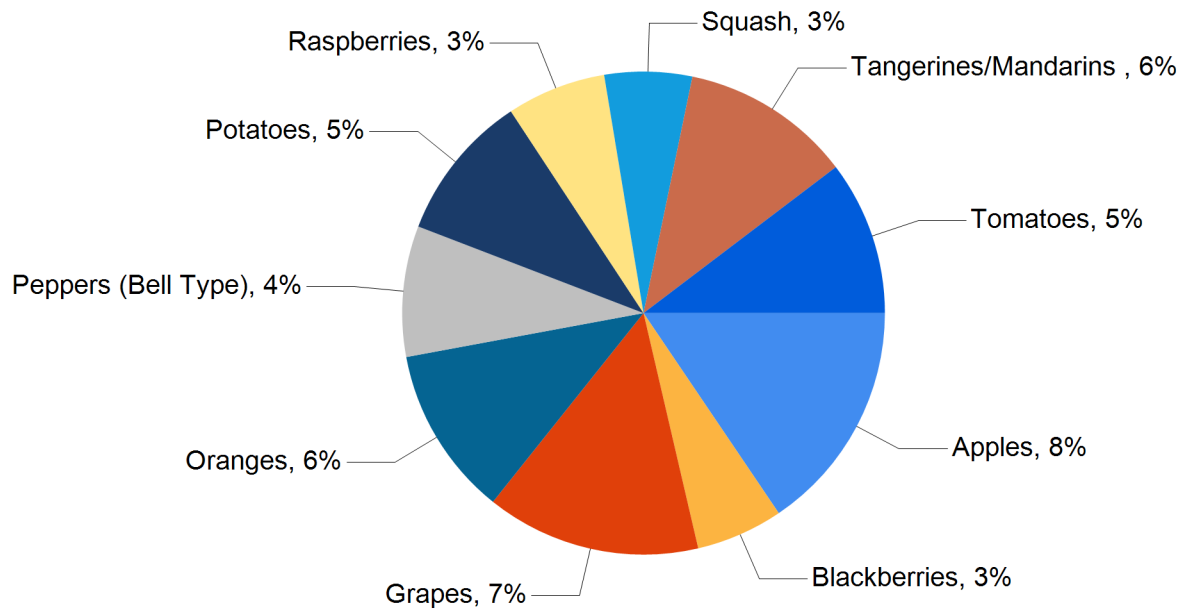
Total ad numbers this week were 277,695, a 7% decrease from last week's total of 299,114. The total for the same week last year was 7% higher at 299,069. The total number of ads broken out by commodity groups: fruit 154,601 (56% of all ads), onions and potatoes 18,901 (7%), vegetables 99,224 (36%), herbs 1,051, ornamentals 854, and hemp 4,115. The number of ads for organic produce was 42,228, 15% of total ads.

The following are the prices of major advertised items (3,000 plus ads) this week, compared to the same week last year. Significant increases in price for fruit this week included seedless grapes (red at 48%, white at 42%, black at 25%), and Navel oranges (per lb. at 17% and each at 12%). Significant decreases included Honeycrisp apples (per lb.) at 40%, organic tangerines (2 lb. bags) at 21%, and conventional tangerines (3 lb. bags) at 10%. There were no significant changes for potatoes and onions this week. Significant increases in price for vegetables this week included asparagus at 35% and corn at 15%. There were no significant decreases.

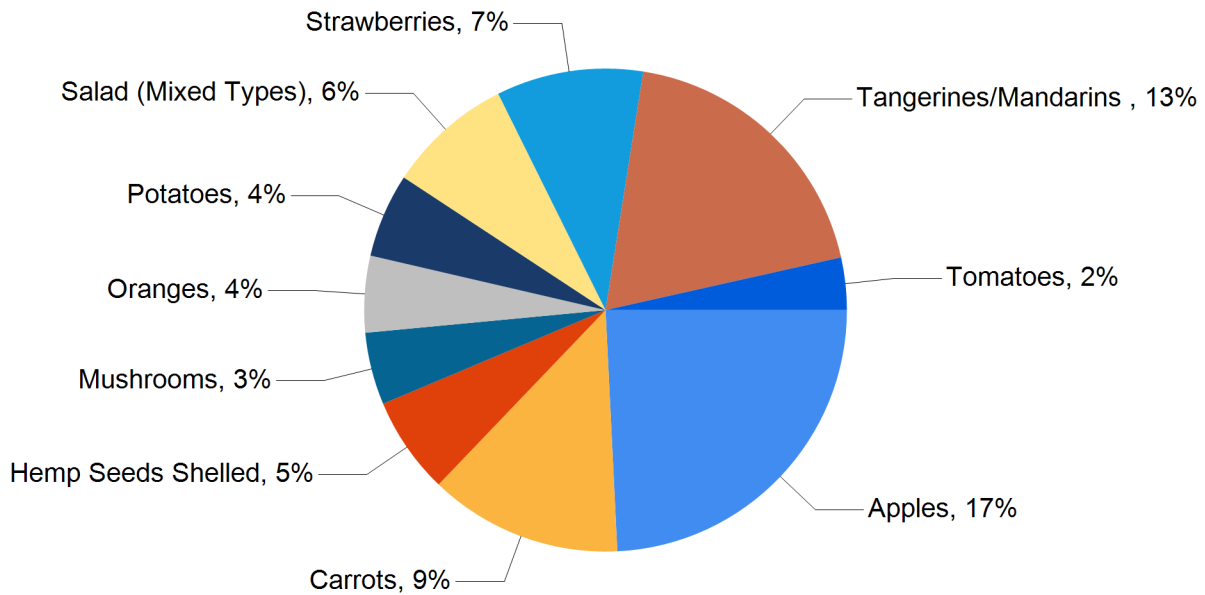
Top 5 Commodities Featured This Week



Top 10 Commodities as Percentage of Total Conventional Ads

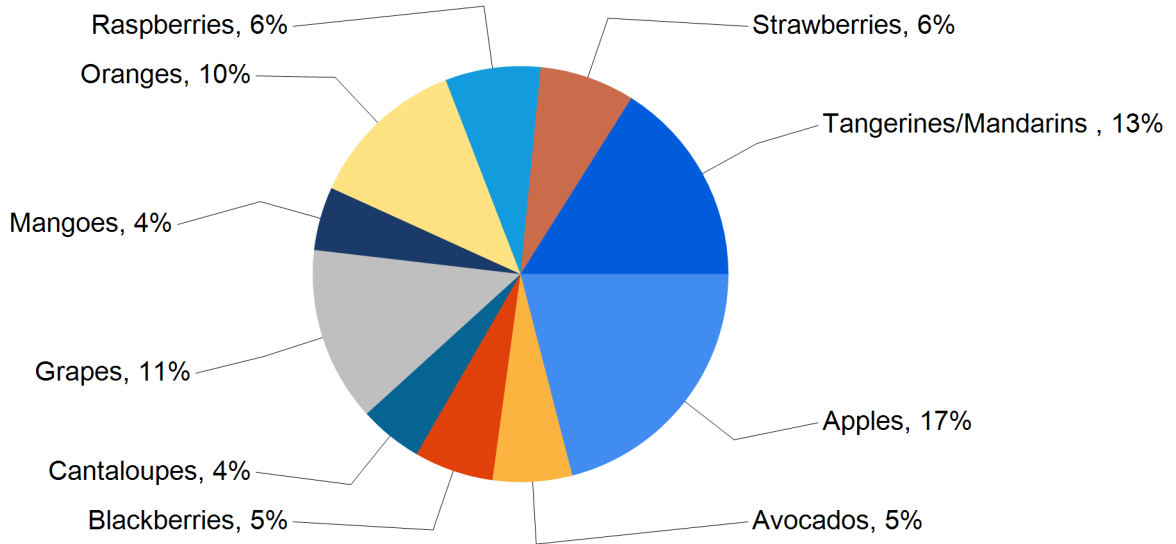


Top 10 Commodities as Percentage of Total Organic Ads

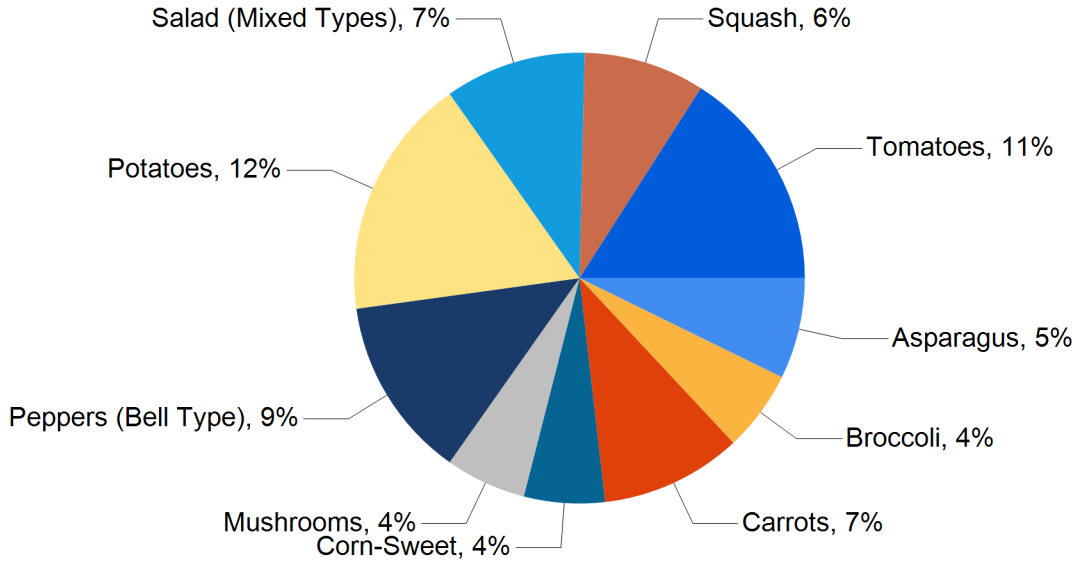


Wtd Avg - Simple weighted average

Top 10 Fruits as Percentage of Total Fruit Ads



Top 10 Vegetables as Percentage of Total Vegetable Ads Including Onions and Potatoes



Wtd Avg - Simple weighted average



NATIONAL CONVENTIONAL SUMMARY
(not including AK & HI)

Fruit								
Commodity	Variety	Unit	THIS WEEK		LAST WEEK		LAST YEAR	
			Number of Ads	Wtd Avg Price	Number of Ads	Wtd Avg Price	Number of Ads	Wtd Avg Price
Apple Pears		per lb	6	2.49	40	0.99		
Apples	Ambrosia	per lb	240	0.96	284	1.00		
Apples	Braeburn	per lb	83	1.27	55	1.28		
Apples	Envy	2 lb bag	131	2.50	188	1.99		
Apples	Envy	3 lb bag	604	3.11				
Apples	Envy	per lb	93	2.25	53	1.18		
Apples	Fuji	2 lb bag	135	2.48	188	2.79		
Apples	Fuji	3 lb bag	983	3.83	613	2.93	358	3.57
Apples	Fuji	5 lb bag	21	5.99	8	3.99		
Apples	Fuji	per lb	1,899	1.56	924	1.24	1,773	1.81
Apples	Gala/Royal Gala	2 lb bag	186	2.57	386	2.50	71	3.12
Apples	Gala/Royal Gala	3 lb bag	761	3.66	1,086	3.89	526	3.92
Apples	Gala/Royal Gala	5 lb bag	310	4.13	8	3.99		
Apples	Gala/Royal Gala	per lb	1,604	1.57	570	1.39	1,446	1.67
Apples	Golden Delicious	2 lb bag	167	2.57	133	2.50	30	3.33
Apples	Golden Delicious	3 lb bag	122	3.56	65	2.89	29	3.74
Apples	Golden Delicious	5 lb bag	289	3.99	45	4.81		
Apples	Golden Delicious	per lb	83	1.66	301	1.56	25	0.99
Apples	Granny Smith	2 lb bag	10	2.99	945	3.49	30	3.33
Apples	Granny Smith	3 lb bag	403	4.08	554	3.15	495	4.99
Apples	Granny Smith	5 lb bag	27	4.95				
Apples	Granny Smith	per lb	1,494	1.53	1,599	1.58	1,159	1.69
Apples	Honeycrisp	2 lb bag	37	3.99	410	3.91		
Apples	Honeycrisp	3 lb bag	1,177	3.05	23	4.49		
Apples	Honeycrisp	per lb	3,831	1.68	4,394	1.75	1,102	2.78
Apples	Jazz	2 lb bag	131	2.50				
Apples	Jonagold	3 lb bag	12	3.49				
Apples	McIntosh	2 lb bag	27	2.50			27	2.50
Apples	McIntosh	3 lb bag	202	3.91	438	3.47	96	3.99
Apples	OPAL	per lb	9	2.46	12	2.99		
Apples	Pink Lady/Cripps Pink	2 lb bag	161	2.56	133	2.50	30	3.33
Apples	Pink Lady/Cripps Pink	3 lb bag	278	3.05	257	3.96	704	3.98
Apples	Pink Lady/Cripps Pink	per lb	791	1.19	407	1.50	1,691	1.64

Wtd Avg - Simple weighted average



National Retail Report - Specialty Crops
Friday, April 5, 2024 - Page 5

Commodity	Variety	Unit	THIS WEEK		LAST WEEK		LAST YEAR	
			Number of Ads	Wtd Avg Price	Number of Ads	Wtd Avg Price	Number of Ads	Wtd Avg Price
Apples	Red Delicious	2 lb bag	186	2.57	133	2.50	57	2.94
Apples	Red Delicious	3 lb bag	354	3.84	562	3.74	426	3.18
Apples	Red Delicious	5 lb bag	335	4.26	37	4.99	46	5.48
Apples	Red Delicious	per lb	1,471	1.42	362	1.33	694	1.91
Apples, Processed	Juice	128 oz (1 gallon)	252	5.99	35	5.81	55	6.68
Apples, Processed	Juice	64 oz (1/2 gallon)	2,392	2.67	2,911	2.67	3,349	2.82
Apples, Processed	Juice Marked Cider	128 oz (1 gallon)	38	5.99	197	6.99		
Apples, Processed	Juice Marked Cider	64 oz (1/2 gallon)	51	2.24	59	2.86	52	2.30
Avocados	Hass	each	4,197	1.16	5,325	1.07	4,563	1.22
Avocados	Hass-Marked Extra Large	each	567	1.62	379	2.54		
Avocados	Hass-Marked Large	each	698	1.62	967	1.47		
Avocados	Hass-Marked Medium	each	706	1.18	1,102	1.38		
Avocados	Hass-Marked Small	each	137	0.50	11	0.50		
Bananas		per lb	704	0.46	575	0.51	348	0.74
Blackberries		1 pint (11-12 oz cntr w/ lid)	168	5.81	53	4.59		
Blackberries		5.6-6 oz package	6,826	2.62	7,542	2.87	6,687	2.74
Blueberries		1 pint (11-12 oz cntr w/ lid)	1,755	3.22	1,427	3.07		
Blueberries		18 oz package	807	6.04			516	4.53
Blueberries		6 oz package	1,665	2.97	1,954	3.15	2,017	3.01
Cantaloupes		each	5,400	2.86	2,371	2.98	2,996	2.87
Cantaloupes		per lb	701	0.68	623	0.87	389	0.95
Cherries	Red Varieties	per lb	13	3.99				
Clementines		2 lb bag	381	4.48	53	3.95	154	3.96
Clementines		3 lb bag	950	4.18	1,337	4.56	1,646	4.45
Grapefruit	RED	5 lb bag	519	5.37	8	4.99	171	6.82
Grapefruit	RED	each	1,404	1.21	268	1.00	50	1.39
Grapefruit	RED	per lb	128	1.90			13	0.25
Grapes	Black Seedless	per lb	3,926	2.65	911	2.80	2,995	2.12
Grapes	Red Globe Seeded Type	per lb	220	3.16	197	2.99	741	2.54
Grapes	Red Seedless	per lb	7,858	2.73	3,969	3.14	9,961	1.84
Grapes	White Seedless Type	per lb	5,271	3.37	4,438	3.27	3,799	2.38
Honeydews		each	1,463	4.04	2,031	3.98	1,786	4.16
Honeydews		per lb	171	0.95	155	0.99	8	1.99
Kiwifruit	Hayward	1-lb containers with lids	541	2.05				
Kiwifruit	Hayward	2-lb containers with lids	305	4.09				
Kiwifruit	Hayward	each	291	0.69	189	0.75	316	0.56

Wtd Avg - Simple weighted average



National Retail Report - Specialty Crops
Friday, April 5, 2024 - Page 6

Commodity	Variety	Unit	THIS WEEK		LAST WEEK		LAST YEAR	
			Number of Ads	Wtd Avg Price	Number of Ads	Wtd Avg Price	Number of Ads	Wtd Avg Price
Kiwifruit	Yellow Flesh	1 lb bag	11	4.99	11	4.99		
Kiwifruit	Yellow Flesh	each	107	0.50				
Lemons		1 lb bag	538	3.03	475	2.60		
Lemons		2 lb bag	699	3.24	1,213	3.83	1,847	3.83
Lemons		each	2,199	0.57	2,292	0.67	3,735	0.67
Lemons		per lb	137	0.72	150	0.60	54	0.87
Limes		each	1,626	0.49	563	0.48	1,043	0.54
Limes		per lb	95	1.39	100	1.21		
Mangoes	Round Varieties	each	3,526	1.33	1,567	1.34		
Mangoes	Round Varieties	per lb	14	2.99				
Mangoes	Round Varieties Marked Extra Large	each	31	2.50	215	1.55		
Mangoes	Round Varieties Marked Large	each	555	1.54	135	1.87		
Mangoes	Round Varieties Marked Large	per lb	245	1.29				
Mangoes	Round Varieties Marked Medium	each	8	0.99				
Mangoes	Round Varieties Marked Small	each	303	0.50	7	1.50		
Mangoes	Yellow Varieties	each	1,720	1.01	987	0.96		
Mangoes	Yellow Varieties Marked Large	each	77	0.99	40	1.33		
Mangoes	Yellow Varieties Marked Medium	each	22	1.01				
Mangoes	Yellow Varieties Marked Small	each	11	0.24				
Nectarines	Various White Flesh Varieties	per lb	256	2.99	9	2.46		
Nectarines	Various Yellow Flesh Varieties	per lb	66	2.96	448	2.57	24	2.99
Oranges	Navel	3 lb bag	864	4.27	1,019	4.47	759	4.20
Oranges	Navel	4 lb bag	1,100	4.34	921	5.00	997	5.24
Oranges	Navel	8 lb bag	840	6.54	229	8.19	131	7.43
Oranges	Navel	each	3,860	1.06	2,185	1.04	1,327	0.95
Oranges	Navel	per lb	3,312	1.36	1,185	1.03	1,379	1.16
Oranges	Navel, Cara Cara	3 lb bag	873	4.02	1,681	4.89		
Oranges	Navel, Cara Cara	8 lb bag	8	5.99				
Oranges	Navel, Cara Cara	each	2,067	1.20	170	1.04		
Oranges	Navel, Cara Cara	per lb	708	1.62	464	1.52		
Oranges	Valencia	4 lb bag	36	4.10				
Papaya	Maradol/Tainung Types	per lb	52	1.25	192	1.13	631	0.96
Peaches	Various Yellow Flesh Varieties	per lb	66	2.96	273	3.01	24	2.99
Pears	Bartlett	per lb	2,084	1.96	501	1.70	1,024	1.89
Pears	Bosc	per lb	940	1.80	353	1.77	800	1.94
Pears	D'Anjou	3 lb bag	306	4.19				
Pears	D'Anjou	per lb	1,480	1.60	486	1.41	1,173	1.73

Wtd Avg - Simple weighted average



Commodity	Variety	Unit	THIS WEEK		LAST WEEK		LAST YEAR	
			Number of Ads	Wtd Avg Price	Number of Ads	Wtd Avg Price	Number of Ads	Wtd Avg Price
Pineapples		each	1,629	2.87	12,593	2.26	14,533	2.16
Pineapples		per lb	239	0.82	602	0.84	619	0.75
Plums		per lb	280	2.85	435	2.99	296	2.45
Raspberries		1 pint (11-12 oz cntr w/ lid)	413	5.99	16	6.99		
Raspberries		6 oz package	7,610	2.87	4,026	2.94		
Strawberries		1 lb package	4,882	2.87	10,188	2.68	5,971	2.81
Strawberries		2 lb package	918	5.73	1,457	5.07	812	4.11
Tangelos		3 lb bag	98	4.67	863	4.40	183	4.99
Tangelos		each	9	1.25	496	1.41		
Tangelos		per lb	90	0.99	16	1.47	46	0.88
Tangerines/Mandarins		2 lb bag	510	3.93	437	4.37	938	4.48
Tangerines/Mandarins		3 lb bag	12,689	4.16	4,778	4.32	6,085	4.62
Tangerines/Mandarins		5 lb package	277	6.89	269	6.11	245	6.99
Tangerines/Mandarins		each	48	0.66	131	1.22		
Tangerines/Mandarins		per lb	266	2.23	167	1.58	130	1.54
Watermelons	Red Flesh Seedless Miniature	each	850	4.40	750	4.34	809	4.38
Watermelons	Red Flesh Seedless Miniature	per lb	115	0.99			6	1.58
Watermelons	Red Flesh Seedless Type	per lb	7	0.89			258	0.83

Potatoes & Onions

Commodity	Variety	Unit	THIS WEEK		LAST WEEK		LAST YEAR	
			Number of Ads	Wtd Avg Price	Number of Ads	Wtd Avg Price	Number of Ads	Wtd Avg Price
Onions, Dry	RED	per lb	196	1.05	1,231	1.30	302	0.96
Onions, Dry	WHITE	per lb	322	0.95	169	1.00	609	0.74
Onions, Dry	YELLOW	10 lb bag	8	5.99				
Onions, Dry	YELLOW	2 lb bag	83	1.53	96	2.17	569	2.02
Onions, Dry	YELLOW	3 lb bag	2,002	2.58	3,317	3.05	4,359	2.74
Onions, Dry	YELLOW	per lb	622	0.85	330	0.94	778	0.99
Onions, Dry	YELLOW MARKED SWEET	2 lb bag	28	3.00	44	2.51		
Onions, Dry	YELLOW MARKED SWEET	3 lb bag	116	4.06	241	3.27	698	3.21
Onions, Dry	YELLOW MARKED SWEET	per lb	1,559	1.20	877	1.27	2,117	1.17
Potatoes	ROUND RED	3 lb bag	336	2.50	447	2.83	998	3.83
Potatoes	ROUND RED	5 lb bag	1,509	3.79	3,312	3.59	3,689	3.60
Potatoes	ROUND RED	per lb	950	1.07	350	1.12	640	1.19
Potatoes	ROUND WHITE	10 lb bag	8	2.99			95	4.99
Potatoes	ROUND WHITE	3 lb bag	6	3.99			34	2.50
Potatoes	ROUND WHITE	5 lb bag	106	3.05	98	3.24	698	3.28

Wtd Avg - Simple weighted average



Commodity	Variety	Unit	THIS WEEK		LAST WEEK		LAST YEAR	
			Number of Ads	Wtd Avg Price	Number of Ads	Wtd Avg Price	Number of Ads	Wtd Avg Price
Potatoes	ROUND WHITE	per lb	139	1.90	58	1.07	65	1.39
Potatoes	RUSSET	10 lb bag	1,839	4.28	3,437	3.74	2,688	4.17
Potatoes	RUSSET	20 lb bag	25	4.31				
Potatoes	RUSSET	3 lb bag	56	2.22	121	2.49	8	1.99
Potatoes	RUSSET	5 lb bag	4,271	2.84	5,846	2.56	5,239	2.65
Potatoes	RUSSET	8 lb bag	478	3.93	224	3.09	162	3.54
Potatoes	RUSSET	per lb	1,049	1.00	697	1.03	483	1.36
Potatoes	YELLOW TYPE	10 lb bag	8	2.99	8	2.99		
Potatoes	YELLOW TYPE	3 lb bag	275	2.34	303	2.40	655	4.22
Potatoes	YELLOW TYPE	5 lb bag	430	4.48	2,902	3.27	2,293	3.73
Potatoes	YELLOW TYPE	per lb	472	1.11	109	0.92	441	1.19

Vegetables

Commodity	Variety	Unit	THIS WEEK		LAST WEEK		LAST YEAR	
			Number of Ads	Wtd Avg Price	Number of Ads	Wtd Avg Price	Number of Ads	Wtd Avg Price
Artichokes		each	1,301	2.87	716	2.81	1,399	2.44
Asparagus	GREEN	per lb	5,341	2.72	14,702	1.96	13,094	2.01
Beans	ROUND GREEN TYPE	12 oz bag	643	3.03	1,847	2.86		
Beans	ROUND GREEN TYPE	per lb	1,177	1.57	2,244	1.79	5,787	1.93
Beets		per bunch	9	1.99	9	2.00	85	3.64
Beets		per lb	111	0.89	48	0.93		
Bok Choy		per lb	35	1.45	39	1.49	11	2.99
Broccoli		per bunch	1,534	2.84	211	1.93	11	2.99
Broccoli		per lb	82	1.20	676	1.51	287	2.49
Broccoli	CROWN CUT	per lb	2,393	2.04	1,338	1.79	2,166	1.90
Brussels Sprouts		1 lb bag	263	2.72	776	3.14		
Brussels Sprouts		12 oz bag	93	2.79	198	2.90		
Brussels Sprouts		per lb	2,288	2.41	1,948	2.14	2,676	2.24
Cabbage	ROUND GREEN TYPE	per lb	2,592	0.69	783	0.56	495	0.59
Cactus Leaf (Nopales)		per lb	27	0.81	273	0.77	243	0.74
Carrots		1 lb bag	274	0.99	123	1.04	274	1.01
Carrots		2 lb bag	268	2.14	2,538	1.13	990	1.92
Carrots		5 lb film bag	558	3.28	241	4.66		
Carrots		per lb	256	0.67	1,155	0.92	390	0.84
Carrots	BABY PEELED	1 lb bag	1,831	1.42	3,096	1.45	5,211	1.18
Carrots	BABY PEELED	2 lb bag	1,578	2.15	2,283	2.57	1,979	2.52
Cauliflower		each	1,057	2.89	1,025	2.84	635	2.71

Wtd Avg - Simple weighted average



Commodity	Variety	Unit	THIS WEEK		LAST WEEK		LAST YEAR	
			Number of Ads	Wtd Avg Price	Number of Ads	Wtd Avg Price	Number of Ads	Wtd Avg Price
Cauliflower		per lb	283	1.40	292	1.16	661	2.07
Celery		each	1,893	1.65	3,472	1.67	2,494	1.57
Celery		per lb	141	1.66	32	1.49	296	1.44
Celery	HEARTS	per package	661	2.65	1,416	2.34		
Chayote		each	91	0.50	74	0.52	24	0.61
Chayote		per lb	83	0.79	145	0.96		
Cilantro		per bunch	905	0.72	1,085	0.62	800	0.52
Collards		1 lb bag	44	3.17	47	3.12	30	3.23
Collards		per bunch	11	0.99	2,030	2.09	1,291	2.40
Corn-Sweet		each	3,998	0.61	2,119	0.58	2,525	0.53
Corn-Sweet		trays 4-5 ears film wrapped	345	4.93	337	4.97		
Cucumbers		each	964	0.65	1,941	0.66	2,887	0.68
Cucumbers		per lb	9	0.33			16	0.54
Cucumbers	LONG SEEDLESS - Greenhouse	each	2,315	1.49	2,201	2.10	1,408	1.17
Eggplant		per lb	361	1.53	667	1.69	682	1.39
Garlic		per sleeve	372	1.66	355	1.79	111	1.73
Jalapeno Peppers		per lb	1,029	1.41	1,673	1.27	889	1.21
Kale		1 lb bag	410	3.02	38	3.46	30	3.23
Kale		per bunch	62	0.93	530	2.66	704	2.29
Kale		per lb	20	1.49	67	1.35	93	1.40
Lettuce	Green Leaf	each	327	1.78	40	0.79	85	1.41
Lettuce	Iceberg	each	572	1.49			358	1.19
Lettuce	Red Leaf	each	197	1.64	40	0.79	73	1.40
Lettuce	Romaine	each	124	1.43			117	1.55
Lettuce	Romaine (Hearts)	3 count	35	3.72	766	3.35	773	3.31
Mixed Mini Sweet Peppers		1 lb package	834	3.25	1,430	3.63	308	3.32
Mushrooms	CREMINI	8 oz package	1,569	2.13	1,685	2.01		
Mushrooms	PORTOBELLA	6 oz package	31	3.54	7	3.69	117	3.94
Mushrooms	WHITE	12 oz tray wrapped	11	2.00				
Mushrooms	WHITE	8 oz package	1,600	2.15	1,778	2.06	2,435	1.98
Mushrooms	WHITE	per lb	39	3.22	589	3.83	24	2.99
Mustard		1 lb bag	410	3.02	44	3.13		
Mustard		per bunch	47	0.97	1,315	1.72		
Onions, Green		per bunch	844	0.64	1,201	0.74	2,120	0.84
Peppers (Bell Type)	GREEN	each	673	0.79	2,157	0.75	1,399	0.91
Peppers (Bell Type)	GREEN	per lb	387	1.71	540	1.64	163	1.61

Wtd Avg - Simple weighted average



Commodity	Variety	Unit	THIS WEEK		LAST WEEK		LAST YEAR	
			Number of Ads	Wtd Avg Price	Number of Ads	Wtd Avg Price	Number of Ads	Wtd Avg Price
Peppers (Bell Type)	ORANGE - Greenhouse	each	287	1.65	26	1.66	124	1.26
Peppers (Bell Type)	ORANGE	each	2,598	1.24	2,270	1.68	2,673	1.26
Peppers (Bell Type)	ORANGE	per lb	226	2.90	50	3.47	1,390	3.51
Peppers (Bell Type)	RED - Greenhouse	each	287	1.65	439	2.45	124	1.25
Peppers (Bell Type)	RED	each	2,685	1.26	2,484	1.34	2,694	1.25
Peppers (Bell Type)	RED	per lb	227	2.89	125	3.03	1,616	3.35
Peppers (Bell Type)	YELLOW - Greenhouse	each	287	1.65	445	2.44	124	1.25
Peppers (Bell Type)	YELLOW	each	2,684	1.26	2,417	1.35	2,645	1.25
Peppers (Bell Type)	YELLOW	per lb	226	2.90	50	3.47	1,424	3.48
Radishes		1 lb bag	11	1.99	18	1.50	66	1.88
Radishes		per bunch	444	0.76	644	0.73	983	0.78
Salad (Mixed Types)		10-12 oz package	2,928	2.85	2,684	2.82	2,996	2.41
Salad (Mixed Types)		5-9 oz package	2,993	2.78	2,267	2.74	1,826	2.79
Serrano Peppers		per lb	284	1.98	18	0.93	49	1.35
Spinach		per bunch	39	1.84	98	1.65	7	0.50
Spinach	FLAT TYPE	5-7 oz package	712	2.53	121	2.56		
Spinach	FLAT TYPE	8-10 oz package	357	2.36	854	2.02		
Squash	Acorn	per lb	28	0.99	9	0.69		
Squash	Butternut	per lb	441	0.89	121	0.89	556	1.01
Squash	GREY	per lb	315	0.97	291	1.14	322	0.93
Squash	Kabocha	per lb	65	1.26				
Squash	Spaghetti	per lb	28	0.99	9	0.69		
Squash	Yellow Crookneck/Straightneck	per lb	2,827	1.39	903	1.58	2,090	1.53
Squash	Zucchini	per lb	3,297	1.42	1,647	1.35	2,457	1.45
Sweet Potatoes		per lb	1,150	1.06	12,120	0.86	12,331	0.92
Tomatillos		per lb	582	1.04	657	0.95	446	1.06
Tomatoes		per lb	549	1.40	848	1.84	1,326	1.59
Tomatoes	Cherry Type	1 pint package	12	2.50	6	4.98	8	2.00
Tomatoes	Cherry Type	10 oz package	192	2.82	197	3.88		
Tomatoes	GRAPE TYPE	1 pint package	1,430	2.60	696	3.15	977	2.30
Tomatoes	GRAPE TYPE	10 oz package	2,777	2.70	1,213	2.79	2,196	2.62
Tomatoes	Plum Type (Roma)	per lb	1,856	1.22	1,570	1.33	2,830	1.08
Tomatoes	VINE RIPES - Greenhouse	per lb	146	2.39	235	2.33	179	1.78
Tomatoes	VINE RIPES	per lb	2,406	1.73	272	1.95	373	1.78
Tomatoes	Vine Ripes - Heirloom Varieties - Greenhouse	per lb	205	3.00	33	4.90	183	2.94
Tomatoes	VINE RIPES - ON THE VINE - Greenhouse	per lb	2,824	1.63	5,618	1.88	2,373	1.79

Wtd Avg - Simple weighted average



Commodity	Variety	Unit	THIS WEEK		LAST WEEK		LAST YEAR	
			Number of Ads	Wtd Avg Price	Number of Ads	Wtd Avg Price	Number of Ads	Wtd Avg Price
Turnip Tops		1 lb bag	410	3.02	35	3.50	18	3.50
Turnip Tops		per bunch	47	0.97	1,352	1.79	811	2.30

Other Specialty Crop Items

Commodity	Variety	Unit	THIS WEEK		LAST WEEK		LAST YEAR	
			Number of Ads	Wtd Avg Price	Number of Ads	Wtd Avg Price	Number of Ads	Wtd Avg Price
Hemp (Seed) Oil		8 oz	13	6.29				
Hemp Protein		16 oz	262	18.32	249	18.68	52	19.99
Hemp Seeds Shelled		16 oz	189	13.59	13	11.39	350	15.07
Hemp Seeds Shelled		8 oz	1,023	8.14	524	8.07		

Seasonal Items

Commodity	Variety	Unit	THIS WEEK		LAST WEEK		LAST YEAR	
			Number of Ads	Wtd Avg Price	Number of Ads	Wtd Avg Price	Number of Ads	Wtd Avg Price
Ornamentals	Chrysanthemums	6 inch pot	27	9.99	198	10.98	263	11.83
Ornamentals	Daffodils	bunched 10s	207	3.07	81	3.33	131	3.99
Ornamentals	Longiflorum (Easter Lily)	6 inch pot	6	11.99	5,572	10.42	8,167	10.06
Ornamentals	Rose, Hybrid Tea	bunched 12s	331	12.72	446	14.13	142	13.61
Ornamentals	Tulips	6 inch pot	88	9.69	2,178	8.10		
Ornamentals	Tulips	bunched 10s	195	7.24	5,603	6.79	5,568	7.45

Wtd Avg - Simple weighted average



REGIONAL CONVENTIONAL DETAILS

Commodity	Variety	Unit	NORTHEAST U.S.				SOUTHEAST U.S.				MIDWEST U.S.			
			Price Range	Number of Ads	Wtd Avg Price	% Marked Local	Price Range	Number of Ads	Wtd Avg Price	% Marked Local	Price Range	Number of Ads	Wtd Avg Price	% Marked Local
FRUIT														
Apple Pears		per lb	2.49	6	2.49									
Apples	Ambrosia	per lb	0.99	104	0.99					0.69 - 0.99	136	0.94		
Apples	Braeburn	per lb	1.49	60	1.49									
Apples	Envy	3 lb bag								3.49 - 3.99	33	3.66		
Apples	Envy	per lb					2.49	11	2.49	1.49	22	1.49		
Apples	Fuji	2 lb bag					2.50	73	2.50	2.50	22	2.50		
Apples	Fuji	3 lb bag	3.99	413	3.99					1.99 - 3.50	137	3.04		
Apples	Fuji	per lb	0.99 - 1.99	271	1.43		0.99 - 1.69	76	1.18	0.89 - 1.69	433	1.23		
Apples	Gala/Royal Gala	2 lb bag	2.50	27	2.50		2.50 - 2.98	99	2.63	2.50	22	2.50		
Apples	Gala/Royal Gala	3 lb bag	3.99	183	3.99		2.99	13	2.99	2.50 - 3.99	162	3.25		
Apples	Gala/Royal Gala	5 lb bag	3.99	175	3.99									
Apples	Gala/Royal Gala	per lb	0.99 - 1.99	152	1.64					0.99 - 1.69	504	1.15		
Apples	Golden Delicious	2 lb bag					2.50 - 2.98	107	2.62	2.50	22	2.50		
Apples	Golden Delicious	3 lb bag	2.49	17	2.49		2.49 - 3.99	38	3.72	3.49 - 3.99	49	3.87		
Apples	Golden Delicious	5 lb bag	3.99	175	3.99									
Apples	Golden Delicious	per lb	0.99 - 1.99	75	1.74					0.99	8	0.99		
Apples	Granny Smith	2 lb bag					2.99	10	2.99					
Apples	Granny Smith	per lb	0.99 - 1.99	214	1.20		0.99 - 1.69	87	1.59	0.99 - 1.67	437	1.09		
Apples	Honeycrisp	2 lb bag					3.99	37	3.99					
Apples	Honeycrisp	3 lb bag								2.99 - 3.99	592	3.03		
Apples	Honeycrisp	per lb	0.99 - 1.99	501	1.44		0.99 - 2.99	987	1.86	0.69 - 3.49	910	1.70		
Apples	Jonagold	3 lb bag								3.49	12	3.49		
Apples	McIntosh	2 lb bag	2.50	27	2.50									
Apples	McIntosh	3 lb bag	3.99	183	3.99					2.50 - 3.49	19	3.13		
Apples	OPAL	per lb								2.46	9	2.46		
Apples	Pink Lady/Cripps Pink	2 lb bag					2.50 - 2.98	99	2.63	2.50	22	2.50		
Apples	Pink Lady/Cripps Pink	3 lb bag	2.49	17	2.49		2.49	3	2.49	2.99	102	2.99		
Apples	Pink Lady/Cripps Pink	per lb	0.99 - 1.29	121	1.01		1.49	7	1.49	0.99 - 1.69	606	1.21		
Apples	Red Delicious	2 lb bag	2.50	27	2.50		2.50 - 2.98	99	2.63	2.50	22	2.50		
Apples	Red Delicious	3 lb bag	3.99	183	3.99		3.50 - 3.99	88	3.68	3.49 - 3.99	65	3.78		
Apples	Red Delicious	5 lb bag	3.99	175	3.99		5.98	46	5.98					
Apples	Red Delicious	per lb	0.99 - 1.49	104	1.38		1.29 - 1.49	1246	1.48	0.69 - 1.49	47	1.07		
Apples, Processed	Juice	128 oz (1 gallon)	5.99	24	5.99		5.99	228	5.99					

Wtd Avg - Simple weighted average



National Retail Report - Specialty Crops
Friday, April 5, 2024 - Page 13

Commodity	Variety	Unit	NORTHEAST U.S.				SOUTHEAST U.S.				MIDWEST U.S.			
			Price Range	Number of Ads	Wtd Avg Price	% Marked Local	Price Range	Number of Ads	Wtd Avg Price	% Marked Local	Price Range	Number of Ads	Wtd Avg Price	% Marked Local
Apples, Processed	Juice	64 oz (1/2 gallon)	1.99 - 3.99	1181	2.90		1.48 - 3.69	313	2.21		1.50 - 3.99	351	2.65	
Apples, Processed	Juice Marked Cider	128 oz (1 gallon)	5.99	38	5.99									
Apples, Processed	Juice Marked Cider	64 oz (1/2 gallon)	2.29	5	2.29		2.29	9	2.29		1.99	6	1.99	
Avocados	Hass	each	0.98 - 2.00	1085	1.31		0.88 - 2.49	915	1.19		0.59 - 2.00	271	0.88	
Avocados	Hass-Marked Extra Large	each									1.25 - 1.99	318	1.34	
Avocados	Hass-Marked Large	each	1.25	16	1.25		1.25 - 1.67	25	1.43		0.99 - 1.88	288	1.72	
Avocados	Hass-Marked Medium	each	1.00	122	1.00						0.69 - 1.11	81	1.04	
Bananas		per lb	0.49 - 0.69	49	0.64		0.25 - 0.59	56	0.38		0.38 - 0.59	368	0.40	
Blackberries		1 pint (11-12 oz cntr w/ lid)	5.88	162	5.88									
Blackberries		5.6-6 oz package	1.67 - 3.99	1308	2.78		1.50 - 3.50	2894	2.76		0.99 - 3.99	1164	2.26	
Blueberries		1 pint (11-12 oz cntr w/ lid)	2.50 - 3.99	617	3.22		3.00 - 3.98	207	3.89		2.50 - 4.79	797	2.95	
Blueberries		18 oz package					6.49	463	6.49					
Blueberries		6 oz package					3.00 - 3.50	551	3.38		2.99	70	2.99	
Cantaloupes		each	1.69 - 3.99	1495	2.70		0.98 - 3.99	1206	2.36		1.98 - 3.99	919	3.39	
Cantaloupes		per lb									0.69 - 0.99	66	0.88	
Cherries	Red Varieties	per lb					3.99	13	3.99					
Clementines		2 lb bag	3.49 - 3.99	155	3.97		3.99	38	3.99		4.99	188	4.99	
Clementines		3 lb bag	2.99 - 5.99	342	4.43		2.99 - 4.99	236	3.04		2.99 - 5.99	106	4.12	
Grapefruit	RED	5 lb bag	4.99 - 5.99	505	5.35		5.99	14	5.99					
Grapefruit	RED	each	0.60 - 2.00	135	1.11		1.00 - 1.25	551	1.22		1.25	686	1.25	
Grapefruit	RED	per lb									1.49 - 1.99	128	1.90	
Grapes	Black Seedless	per lb	2.88 - 3.99	512	3.03		1.99 - 3.49	919	2.80		1.59 - 3.49	1223	2.75	
Grapes	Red Globe Seeded Type	per lb	2.99 - 3.99	220	3.16									
Grapes	Red Seedless	per lb	1.69 - 3.99	1366	2.82		0.98 - 3.99	2568	3.01		1.28 - 3.49	1235	2.75	
Grapes	White Seedless Type	per lb	2.49 - 3.99	585	3.12		2.45 - 3.99	2906	3.59		1.99 - 3.49	519	3.05	
Honeydews		each	3.00 - 5.49	736	4.01		2.00 - 4.99	365	4.31		2.99 - 4.99	362	3.84	
Honeydews		per lb	0.99	9	0.99						0.69 - 0.99	55	0.86	
Kiwifruit	Hayward	1-lb containers with lids					1.99	530	1.99		4.99	11	4.99	
Kiwifruit	Hayward	each	0.67 - 0.83	118	0.76		0.88	65	0.88		0.50	47	0.50	
Kiwifruit	Yellow Flesh	1 lb bag									4.99	11	4.99	
Lemons		1 lb bag	3.99	190	3.99									
Lemons		2 lb bag	2.79 - 3.99	130	3.16		2.79 - 3.99	203	3.37		1.99 - 3.79	45	3.23	
Lemons		each	0.30 - 1.00	849	0.59		0.50 - 0.79	337	0.53		0.34 - 0.88	341	0.77	
Lemons		per lb									0.79 - 0.99	30	0.94	
Limes		each	0.33 - 1.00	332	0.60		0.12 - 0.79	84	0.50		0.50 - 0.88	207	0.87	
Limes		per lb									1.49	22	1.49	

Wtd Avg - Simple weighted average



National Retail Report - Specialty Crops
Friday, April 5, 2024 - Page 14

Commodity	Variety	Unit	NORTHEAST U.S.				SOUTHEAST U.S.				MIDWEST U.S.			
			Price Range	Number of Ads	Wtd Avg Price	% Marked Local	Price Range	Number of Ads	Wtd Avg Price	% Marked Local	Price Range	Number of Ads	Wtd Avg Price	% Marked Local
Mangoes	Round Varieties	each	0.50 - 2.00	850	1.17		0.78 - 2.50	1508	1.55		0.99 - 1.50	157	1.38	
Mangoes	Round Varieties Marked Large	each	1.25	183	1.25						0.99	16	0.99	
Mangoes	Round Varieties Marked Large	per lb									1.29	245	1.29	
Mangoes	Round Varieties Marked Medium	each									0.99	8	0.99	
Mangoes	Yellow Varieties	each	0.99 - 1.67	616	1.09						0.89 - 1.29	262	1.27	
Mangoes	Yellow Varieties Marked Large	each									0.99	16	0.99	
Mangoes	Yellow Varieties Marked Medium	each									0.79 - 0.87	16	0.83	
Nectarines	Various Yellow Flesh Varieties	per lb	2.69 - 2.99	66	2.96									
Oranges	Navel	3 lb bag	3.99 - 4.99	273	4.29		4.99	243	4.99		1.99 - 4.99	158	3.13	
Oranges	Navel	4 lb bag	3.50 - 5.99	426	4.30		2.99 - 5.49	89	4.21		3.49 - 5.99	190	4.31	
Oranges	Navel	8 lb bag	0.99 - 8.99	553	7.35									
Oranges	Navel	each	0.40 - 1.25	1553	1.00		0.50 - 1.25	801	1.00		0.78 - 1.25	939	1.17	
Oranges	Navel	per lb	1.49	10	1.49		1.49	1195	1.49		0.59 - 1.99	336	1.40	
Oranges	Navel, Cara Cara	3 lb bag	3.99 - 5.99	771	4.09		4.99	15	4.99		2.99 - 3.99	56	3.40	
Oranges	Navel, Cara Cara	8 lb bag	5.99	8	5.99									
Oranges	Navel, Cara Cara	each	1.00 - 1.25	444	1.11		1.25	477	1.25		0.79 - 1.25	821	1.21	
Oranges	Navel, Cara Cara	per lb	1.49	10	1.49						0.99 - 1.49	144	1.43	
Oranges	Valencia	4 lb bag	4.99	17	4.99		4.99	3	4.99		2.99	16	2.99	
Papaya	Maradol/Tainung Types	per lb	1.29	9	1.29						0.99	13	0.99	
Peaches	Various Yellow Flesh Varieties	per lb	2.69 - 2.99	66	2.96									
Pears	Bartlett	per lb	0.99 - 1.99	68	1.54		1.49 - 1.99	1650	1.98		0.99 - 2.29	315	1.97	
Pears	Bosc	per lb	1.29 - 1.99	100	1.75		1.29 - 1.99	474	1.92		1.49	22	1.49	
Pears	D'Anjou	3 lb bag									3.99	245	3.99	
Pears	D'Anjou	per lb	1.00 - 1.99	581	1.20		1.88 - 1.99	440	1.97		1.67 - 1.69	47	1.67	
Pineapples		each	1.99 - 4.99	337	3.17		1.50 - 3.50	955	2.74		1.50 - 3.99	109	2.34	
Plums		per lb	2.99	218	2.99		2.99	10	2.99		1.99	30	1.99	
Raspberries		1 pint (11-12 oz cntr w/ lid)	5.99	413	5.99									
Raspberries		6 oz package	2.00 - 4.99	1363	3.00		1.50 - 3.50	2034	3.29		1.50 - 5.54	1882	2.54	
Strawberries		1 lb package	2.50 - 4.99	806	3.12		2.48 - 3.50	1575	2.79		0.98 - 3.99	988	2.68	
Strawberries		2 lb package	5.88 - 5.99	575	5.96		5.98	34	5.98		2.99 - 6.99	121	4.88	
Tangelos		3 lb bag	3.99 - 4.99	69	4.12									
Tangelos		each	1.25	9	1.25									
Tangelos		per lb									0.99	22	0.99	
Tangerines/Mandarins		2 lb bag	3.99 - 4.99	369	4.12		3.99 - 4.99	37	4.07		2.99	96	2.99	
Tangerines/Mandarins		3 lb bag	2.99 - 5.99	1560	4.11		2.99 - 5.99	4689	4.12		2.99 - 5.99	2620	4.10	

Wtd Avg - Simple weighted average



Commodity	Variety	Unit	NORTHEAST U.S.				SOUTHEAST U.S.				MIDWEST U.S.			
			Price Range	Number of Ads	Wtd Avg Price	% Marked Local	Price Range	Number of Ads	Wtd Avg Price	% Marked Local	Price Range	Number of Ads	Wtd Avg Price	% Marked Local
Tangerines/Mandarins		5 lb package	9.99	32	9.99					6.49	245	6.49		
Tangerines/Mandarins		each	1.00	19	1.00									
Tangerines/Mandarins		per lb	2.49	6	2.49		1.99	13	1.99	0.98 - 2.99	14	1.84		
Watermelons	Red Flesh Seedless Miniature	each	3.99 - 4.99	215	4.14		2.00 - 4.99	306	4.53	3.98 - 4.99	205	4.13		
Watermelons	Red Flesh Seedless Miniature	per lb								0.99	8	0.99		
Watermelons	Red Flesh Seedless Type	per lb	0.89	7	0.89									
POTATOES & ONIONS														
Onions, Dry	RED	per lb	1.49	45	1.49		1.49	11	1.49	0.99 - 1.19	30	1.08		
Onions, Dry	WHITE	per lb								0.99 - 1.19	50	1.05		
Onions, Dry	YELLOW	10 lb bag	5.99	8	5.99									
Onions, Dry	YELLOW	2 lb bag	1.50	34	1.50		1.68	26	1.68	1.99	14	1.99		
Onions, Dry	YELLOW	3 lb bag	2.49 - 2.99	511	2.54		1.99 - 2.99	1163	2.73	1.89 - 2.99	298	2.05		
Onions, Dry	YELLOW	per lb					0.68 - 1.29	117	0.85	0.59 - 1.59	99	1.08		
Onions, Dry	YELLOW MARKED SWEET	2 lb bag								3.00	28	3.00		
Onions, Dry	YELLOW MARKED SWEET	3 lb bag					3.48 - 3.99	63	3.60	3.88 - 3.98	19	3.93		
Onions, Dry	YELLOW MARKED SWEET	per lb	0.99 - 1.69	171	1.32		0.99 - 1.48	146	1.33	0.73 - 1.58	337	1.25		
Potatoes	ROUND RED	3 lb bag					1.95 - 3.00	168	2.35	1.95 - 3.99	60	2.88		
Potatoes	ROUND RED	5 lb bag	3.49 - 4.99	428	4.51		2.95 - 4.99	992	3.52	3.00 - 3.49	74	3.36		
Potatoes	ROUND RED	per lb	0.99 - 1.49	220	1.29									
Potatoes	ROUND WHITE	10 lb bag	2.99	8	2.99									
Potatoes	ROUND WHITE	3 lb bag								3.99	6	3.99		
Potatoes	ROUND WHITE	5 lb bag	2.50 - 2.99	52	2.84		2.00 - 4.99	54	3.25					
Potatoes	ROUND WHITE	per lb								0.99	8	0.99		
Potatoes	RUSSET	10 lb bag	2.99 - 4.99	363	3.86		2.50 - 5.98	793	4.89	1.99 - 4.95	125	3.36		
Potatoes	RUSSET	3 lb bag					1.99	18	1.99	1.99 - 2.50	38	2.33		
Potatoes	RUSSET	5 lb bag	1.99 - 3.99	426	2.60		1.99 - 3.99	1131	2.93	1.48 - 3.50	864	3.24		
Potatoes	RUSSET	8 lb bag					2.50	5	2.50	3.99 - 4.99	274	4.88		
Potatoes	RUSSET	per lb	0.49 - 1.49	367	1.00		0.89 - 0.99	26	0.94	0.69 - 0.79	75	0.76		
Potatoes	YELLOW TYPE	10 lb bag								2.99	8	2.99		
Potatoes	YELLOW TYPE	3 lb bag					1.95 - 3.00	103	2.26	1.33 - 3.99	134	2.51		
Potatoes	YELLOW TYPE	5 lb bag	4.99	290	4.99		2.95 - 3.99	41	3.89	2.50 - 3.29	48	2.87		
Potatoes	YELLOW TYPE	per lb	0.99 - 1.49	229	1.28									
VEGETABLES														
Artichokes		each	2.49	185	2.49					2.50	8	2.50		

Wtd Avg - Simple weighted average



National Retail Report - Specialty Crops
Friday, April 5, 2024 - Page 16

Commodity	Variety	Unit	NORTHEAST U.S.				SOUTHEAST U.S.				MIDWEST U.S.			
			Price Range	Number of Ads	Wtd Avg Price	% Marked Local	Price Range	Number of Ads	Wtd Avg Price	% Marked Local	Price Range	Number of Ads	Wtd Avg Price	% Marked Local
Asparagus	GREEN	per lb	1.49 - 2.99	456	2.76		1.49 - 2.99	2321	2.81		0.78 - 2.99	799	2.46	
Beans	ROUND GREEN TYPE	12 oz bag	2.99 - 3.69	83	3.40		2.99 - 3.00	440	3.00		2.50 - 3.50	40	3.20	
Beans	ROUND GREEN TYPE	per lb	0.99 - 1.99	515	1.52		0.98 - 1.99	107	1.71		0.99 - 1.99	234	1.61	
Beets		per bunch	1.99	9	1.99									
Beets		per lb									0.79	14	0.79	
Bok Choy		per lb	1.49	28	1.49									
Broccoli		per bunch	2.00	20	2.00		1.95 - 2.99	1348	2.91		1.95 - 3.00	111	2.44	
Broccoli	CROWN CUT	per lb	0.99 - 2.49	1040	1.60		0.99 - 2.49	171	1.93		1.49 - 2.39	118	2.02	
Brussels Sprouts		1 lb bag					1.79	18	1.79		2.79	245	2.79	
Brussels Sprouts		12 oz bag	1.99	19	1.99		2.99	74	2.99					
Brussels Sprouts		per lb	1.99 - 2.49	118	2.27		2.49	463	2.49		1.69 - 2.99	799	2.39	
Cabbage	ROUND GREEN TYPE	per lb	0.59 - 0.99	248	0.78		0.38 - 0.79	1276	0.67		0.39 - 0.89	203	0.69	
Cactus Leaf (Nopales)		per lb									0.69	7	0.69	
Carrots		1 lb bag	0.99	24	0.99		0.99	228	0.99		0.48 - 1.29	22	1.00	
Carrots		2 lb bag	2.00	28	2.00		1.99	65	1.99		1.99 - 2.19	119	2.01	
Carrots		5 lb film bag	3.49	413	3.49		2.50	40	2.50		1.99	8	1.99	
Carrots		per lb	0.99	59	0.99						0.49	6	0.49	
Carrots	BABY PEELED	1 lb bag	0.99 - 2.00	853	1.27		0.99 - 1.69	300	1.50		0.99 - 1.99	475	1.68	
Carrots	BABY PEELED	2 lb bag	2.49 - 3.49	258	2.75		1.99	1195	1.99		1.29 - 2.50	102	2.43	
Cauliflower		each	2.50 - 3.99	700	3.10		1.95 - 2.98	119	2.35		1.95 - 3.99	178	2.70	
Cauliflower		per lb									0.89	7	0.89	
Celery		each	1.49 - 2.00	652	1.71		1.19 - 1.50	61	1.46		0.89 - 2.00	255	1.79	
Celery	HEARTS	per package	1.99 - 3.00	135	2.80		2.50 - 2.99	369	2.50		2.29 - 3.00	128	2.92	
Chayote		each	0.67	9	0.67									
Cilantro		per bunch	0.99 - 1.50	352	1.13						0.48 - 0.59	45	0.51	
Collards		1 lb bag	3.50	15	3.50									
Collards		per bunch	0.99	11	0.99									
Corn-Sweet		each	0.34 - 1.25	694	0.61		0.34 - 0.75	1255	0.60		0.33 - 1.00	542	0.60	
Corn-Sweet		trays 4-5 ears film wrapped	3.99 - 5.99	266	4.93		3.99 - 5.00	17	4.82		3.99	19	3.99	
Cucumbers		each	0.67 - 0.75	81	0.68		0.34 - 0.89	266	0.65		0.79 - 0.99	193	0.89	
Cucumbers	LONG SEEDLESS - Greenhouse	each	0.84 - 2.50	1254	1.58		0.99 - 1.67	582	1.42		0.69 - 1.67	266	1.50	
Eggplant		per lb	1.49 - 1.90	240	1.68		1.49	74	1.49		0.99	7	0.99	
Garlic		per sleeve	2.00 - 2.50	80	2.41		2.00	3	2.00					
Jalapeno Peppers		per lb	1.49 - 1.99	62	1.68		1.99 - 2.49	301	2.11		0.98 - 1.49	62	1.15	
Kale		1 lb bag	3.50	15	3.50		3.00	366	3.00					
Kale		per lb	1.49	20	1.49									
Lettuce	Green Leaf	each					1.99	73	1.99		1.99	130	1.99	

Wtd Avg - Simple weighted average



National Retail Report - Specialty Crops
Friday, April 5, 2024 - Page 17

Commodity	Variety	Unit	NORTHEAST U.S.				SOUTHEAST U.S.				MIDWEST U.S.			
			Price Range	Number of Ads	Wtd Avg Price	% Marked Local	Price Range	Number of Ads	Wtd Avg Price	% Marked Local	Price Range	Number of Ads	Wtd Avg Price	% Marked Local
Lettuce	Iceberg	each	1.49	175	1.49		1.49	277	1.49					
Lettuce	Red Leaf	each					1.99	73	1.99					
Lettuce	Romaine (Hearts)	3 count	3.50	19	3.50									
Mixed Mini Sweet Peppers		1 lb package	3.49 - 3.99	33	3.85		2.48 - 3.50	551	2.99		3.79 - 4.99	59	4.23	
Mushrooms	CREMINI	8 oz package	1.79 - 2.00	24	1.92		2.00 - 2.50	1316	2.03		1.99 - 2.69	59	2.47	
Mushrooms	PORTOBELLA	6 oz package	2.79 - 3.00	13	2.92						3.99	18	3.99	
Mushrooms	WHITE	12 oz tray wrapped	2.00	11	2.00									
Mushrooms	WHITE	8 oz package	0.99 - 2.50	775	2.19		1.49 - 2.50	145	1.99		1.49 - 2.50	268	1.81	
Mushrooms	WHITE	per lb									2.99	30	2.99	
Mustard		1 lb bag	3.50	15	3.50		3.00	366	3.00					
Onions, Green		per bunch	0.67 - 0.99	253	0.72		0.50 - 0.69	77	0.59		0.48 - 0.69	142	0.62	
Peppers (Bell Type)	GREEN	each	1.25 - 1.29	54	1.26		0.34 - 1.00	303	0.85		0.64 - 1.29	103	0.97	
Peppers (Bell Type)	GREEN	per lb	0.99 - 2.49	305	1.88		0.98	66	0.98		1.99	7	1.99	
Peppers (Bell Type)	ORANGE - Greenhouse	each	1.67	272	1.67									
Peppers (Bell Type)	ORANGE	each	0.99 - 1.67	299	1.48		0.99 - 1.67	1565	1.22		0.99 - 3.49	202	1.50	
Peppers (Bell Type)	ORANGE	per lb	2.79 - 2.99	210	2.93						2.49	16	2.49	
Peppers (Bell Type)	RED - Greenhouse	each	1.67	272	1.67									
Peppers (Bell Type)	RED	each	0.99 - 1.67	299	1.48		0.99 - 1.67	1565	1.22		0.79 - 3.49	210	1.47	
Peppers (Bell Type)	RED	per lb	2.79 - 3.99	203	2.97						2.49	16	2.49	
Peppers (Bell Type)	YELLOW - Greenhouse	each	1.67	272	1.67									
Peppers (Bell Type)	YELLOW	each	0.99 - 1.67	299	1.48		0.99 - 1.67	1565	1.22		0.99 - 3.49	209	1.50	
Peppers (Bell Type)	YELLOW	per lb	2.79 - 2.99	210	2.93						2.49	16	2.49	
Radishes		1 lb bag									1.99	11	1.99	
Radishes		per bunch	1.50	76	1.50						0.99	8	0.99	
Salad (Mixed Types)		10-12 oz package	1.50 - 4.99	1190	2.95		0.99 - 3.98	228	2.22		0.99 - 4.00	581	2.36	
Salad (Mixed Types)		5-9 oz package	2.00 - 3.99	1167	2.90		1.50 - 3.50	490	2.40		1.50 - 4.00	660	2.90 17	
Serrano Peppers		per lb					1.99	277	1.99		1.49	7	1.49	
Spinach		per bunch	1.99	17	1.99									
Spinach	FLAT TYPE	5-7 oz package	2.50	209	2.50		2.50	228	2.50		2.50 - 3.50	275	2.58	
Spinach	FLAT TYPE	8-10 oz package	2.00 - 3.50	219	2.57		2.29 - 2.49	16	2.40					
Squash	Acorn	per lb	0.99	28	0.99									
Squash	Butternut	per lb	0.88 - 0.99	441	0.89									
Squash	Kabocha	per lb	0.99 - 1.49	43	1.39		0.99 - 1.49	16	1.08		0.79	6	0.79	
Squash	Spaghetti	per lb	0.99	28	0.99									

Wtd Avg - Simple weighted average



Commodity	Variety	Unit	NORTHEAST U.S.				SOUTHEAST U.S.				MIDWEST U.S.			
			Price Range	Number of Ads	Wtd Avg Price	% Marked Local	Price Range	Number of Ads	Wtd Avg Price	% Marked Local	Price Range	Number of Ads	Wtd Avg Price	% Marked Local
Squash	Yellow Crookneck/Straightneck	per lb	0.99 - 1.79	255	1.46		0.98 - 1.99	1750	1.32		0.99 - 1.96	216	1.46	
Squash	Zucchini	per lb	0.99 - 1.99	1150	1.37		0.98 - 1.99	809	1.71		0.49 - 1.89	351	1.29	
Sweet Potatoes		per lb	0.69 - 0.99	683	0.91		0.78 - 1.18	42	0.96		0.79 - 1.49	145	1.33	
Tomatillos		per lb	1.29	34	1.29						0.99 - 1.59	68	1.16	
Tomatoes		per lb	1.29 - 1.99	143	1.47		0.98 - 1.98	108	1.53		0.99 - 2.99	69	1.85	
Tomatoes	Cherry Type	1 pint package					2.50	12	2.50					
Tomatoes	Cherry Type	10 oz package	1.99	86	1.99						3.50	106	3.50	
Tomatoes	GRAPE TYPE	1 pint package	1.99 - 3.00	572	2.64		2.50 - 3.69	454	2.69		1.50 - 3.50	330	2.49	
Tomatoes	GRAPE TYPE	10 oz package	2.50 - 3.50	670	2.91		1.99 - 2.69	693	2.53		1.99 - 2.69	816	2.63	
Tomatoes	Plum Type (Roma)	per lb	0.99 - 1.99	458	1.12		0.99 - 1.19	50	1.03		0.98 - 1.59	253	1.29	
Tomatoes	VINE RIPES - Greenhouse	per lb	1.99 - 2.49	81	2.43						1.89 - 2.69	65	2.33	
Tomatoes	VINE RIPES	per lb	0.99 - 1.99	70	1.52		0.99 - 1.99	2112	1.78		0.99 - 2.29	104	1.70	
Tomatoes	Vine Ripes - Heirloom Varieties - Greenhouse	per lb	2.99	190	2.99									
Tomatoes	VINE RIPES - ON THE VINE - Greenhouse	per lb	0.99 - 2.99	826	1.58		0.98 - 2.49	307	1.60		0.99 - 2.99	287	1.76	
Turnip Tops		1 lb bag	3.50	15	3.50		3.00	366	3.00					
OTHER SPECIALTY CROP ITEMS														
Hemp (Seed) Oil		8 oz									6.29	13	6.29	
Hemp Protein		16 oz	14.99	9	14.99		14.99	52	14.99		11.39	13	11.39	
Hemp Seeds Shelled		16 oz	13.59	122	13.59						13.59	67	13.59	
Hemp Seeds Shelled		8 oz	7.99 - 9.99	147	8.26		7.99 - 9.99	138	8.74		7.49 - 7.99	312	7.60	
SEASONAL ITEMS														
Ornamentals	Chrysanthemums	6 inch pot	9.99	27	9.99									
Ornamentals	Daffodils	bunched 10s	2.99	190	2.99						3.99	17	3.99	
Ornamentals	Longiflorum (Easter Lily)	6 inch pot									11.99	6	11.99	
Ornamentals	Rose, Hybrid Tea	bunched 12s	10.98 - 10.99	203	10.98		10.98	14	10.98		10.99 - 16.99	105	16.30	
Ornamentals	Tulips	6 inch pot	9.99	75	9.99									
Ornamentals	Tulips	bunched 10s	6.99 - 7.00	164	6.99						7.99	22	7.99	

Wtd Avg - Simple weighted average



Commodity	Variety	Unit	SOUTH CENTRAL U.S.				SOUTHWEST U.S.				NORTHWEST U.S.				
			Price Range	Number of Ads	Wtd Avg Price	% Marked Local	Price Range	Number of Ads	Wtd Avg Price	% Marked Local	Price Range	Number of Ads	Wtd Avg Price	% Marked Local	
FRUIT															
Apples	Braeburn	per lb										0.69	23	0.69	
Apples	Envy	2 lb bag										2.50	131	2.50	100
Apples	Envy	3 lb bag	2.97 - 3.99	348	3.18		2.88 - 2.99	223	2.93						
Apples	Envy	per lb	2.49	60	2.49										
Apples	Fuji	2 lb bag	2.50	4	2.50		0.89 - 2.50	36	2.41						
Apples	Fuji	3 lb bag	1.99 - 5.00	91	4.01		3.50	55	3.50			3.99	287	3.99	
Apples	Fuji	5 lb bag					5.99	21	5.99						
Apples	Fuji	per lb	0.89	6	0.89		0.77 - 1.99	798	1.68			0.98 - 1.99	315	1.92	
Apples	Gala/Royal Gala	2 lb bag	2.50	4	2.50		2.50	34	2.50						
Apples	Gala/Royal Gala	3 lb bag	2.47 - 2.50	53	2.47		2.50 - 3.50	57	3.46			2.50 - 3.99	293	3.96	
Apples	Gala/Royal Gala	5 lb bag	3.99	114	3.99		5.99	21	5.99						
Apples	Gala/Royal Gala	per lb	0.99 - 1.29	121	1.26		0.99 - 1.99	517	1.81			1.49 - 1.99	310	1.95	7
Apples	Golden Delicious	2 lb bag	2.50	4	2.50		2.50	34	2.50						
Apples	Golden Delicious	3 lb bag	2.69 - 3.99	18	3.41										
Apples	Golden Delicious	5 lb bag	3.99	114	3.99										
Apples	Granny Smith	3 lb bag	5.00	61	5.00		3.50	55	3.50			3.99	287	3.99	
Apples	Granny Smith	5 lb bag					5.99	21	5.99			1.29	6	1.29	
Apples	Granny Smith	per lb	0.89 - 1.39	33	1.30		0.79 - 1.99	425	1.84			1.29 - 1.99	298	1.96	
Apples	Honeycrisp	3 lb bag	2.97 - 3.99	348	3.18		2.88 - 2.99	223	2.93			2.99	14	2.99	
Apples	Honeycrisp	per lb	0.88 - 2.29	508	1.67		0.88 - 2.29	921	1.60			1.98	4	1.98	
Apples	Jazz	2 lb bag										2.50	131	2.50	100
Apples	Pink Lady/Cripps Pink	2 lb bag	2.50	4	2.50		0.89 - 2.50	36	2.41						
Apples	Pink Lady/Cripps Pink	3 lb bag	5.00	61	5.00		1.99	95	1.99						
Apples	Pink Lady/Cripps Pink	per lb	0.89 - 1.68	15	1.36		1.79	8	1.79			0.89 - 1.29	34	1.09	
Apples	Red Delicious	2 lb bag	2.50	4	2.50		2.50	34	2.50						
Apples	Red Delicious	3 lb bag	2.69 - 3.99	18	3.41										
Apples	Red Delicious	5 lb bag	3.99	114	3.99										
Apples	Red Delicious	per lb					0.25 - 0.79	74	0.72						
Apples, Processed	Juice	64 oz (1/2 gallon)	1.87 - 2.50	261	2.08		2.19 - 3.50	240	2.89			1.67 - 2.29	46	2.17	
Apples, Processed	Juice Marked Cider	64 oz (1/2 gallon)					2.19	8	2.19			2.29	23	2.29	
Avocados	Hass	each	0.50 - 2.50	934	1.16		0.45 - 1.79	663	1.07			0.88 - 2.00	329	1.03	
Avocados	Hass-Marked Extra Large	each	2.50	36	2.50		1.67 - 3.00	132	1.83			2.00	81	2.00	
Avocados	Hass-Marked Large	each	1.50 - 1.99	192	1.77		1.25 - 1.67	177	1.36						

Wtd Avg - Simple weighted average



Commodity	Variety	Unit	SOUTH CENTRAL U.S.				SOUTHWEST U.S.				NORTHWEST U.S.			
			Price Range	Number of Ads	Wtd Avg Price	% Marked Local	Price Range	Number of Ads	Wtd Avg Price	% Marked Local	Price Range	Number of Ads	Wtd Avg Price	% Marked Local
Avocados	Hass-Marked Medium	each	0.77	107	0.77		1.11 - 1.50	374	1.39		1.11	22	1.11	
Avocados	Hass-Marked Small	each	0.49 - 0.50	76	0.49		0.50	61	0.50					
Bananas		per lb	0.39 - 0.50	107	0.46		0.50 - 0.99	124	0.63					
Blackberries		1 pint (11-12 oz cntr w/ lid)									3.98	6	3.98	
Blackberries		5.6-6 oz package	0.99 - 3.50	742	2.31		2.00 - 3.50	546	2.86		1.88 - 3.00	172	2.11	
Blueberries		1 pint (11-12 oz cntr w/ lid)	2.77 - 4.79	117	3.98						3.00	17	3.00	
Blueberries		18 oz package	3.98	68	3.98		3.99 - 6.99	250	5.59		5.99 - 8.99	26	7.72	
Blueberries		6 oz package	2.00 - 3.50	182	3.02		2.00 - 3.50	537	2.84		1.88 - 3.00	325	2.46	
Cantaloupes		each	1.50 - 3.99	756	2.69		3.00 - 4.99	607	3.54		2.99 - 3.99	417	3.07	
Cantaloupes		per lb	0.50 - 0.99	172	0.80		0.50 - 0.99	463	0.60					
Clementines		3 lb bag	2.77 - 5.00	83	4.73		4.99	160	4.99	41	4.99	23	4.99	
Grapefruit	RED	each	0.69	6	0.69		0.59 - 0.69	9	0.61		0.69	17	0.69	
Grapes	Black Seedless	per lb	1.77 - 2.99	628	2.07		1.99 - 3.99	424	2.58		1.49 - 3.48	220	2.33	
Grapes	Red Seedless	per lb	1.77 - 3.79	837	2.36		1.88 - 4.99	1111	2.63		1.49 - 3.49	741	2.11	
Grapes	White Seedless Type	per lb	1.99 - 3.98	262	3.53		2.49 - 4.99	691	3.22		1.49 - 3.49	308	2.52	
Honeydews		per lb	0.99	107	0.99									
Kiwifruit	Hayward	2-lb containers with lids	3.99 - 4.99	281	4.01		4.99	21	4.99		4.99	3	4.99	
Kiwifruit	Hayward	each	0.50	61	0.50									
Kiwifruit	Yellow Flesh	each	0.50	107	0.50									
Lemons		1 lb bag	2.49	325	2.49						2.49 - 2.99	23	2.69	
Lemons		2 lb bag	1.99 - 3.49	171	2.67		2.99 - 3.98	139	3.86	87	2.99	11	2.99	
Lemons		each	0.25 - 0.88	632	0.47	1	0.33 - 0.50	19	0.43		0.33 - 0.79	21	0.42	
Lemons		per lb					0.50 - 0.88	107	0.66					
Limes		each	0.20 - 0.88	351	0.43		0.25 - 0.34	361	0.34		0.34 - 0.59	291	0.34	
Limes		per lb					0.99 - 1.50	73	1.37					
Mangoes	Round Varieties	each	0.79 - 2.00	194	1.13		0.99 - 3.50	521	1.21		1.00 - 2.00	296	1.03	
Mangoes	Round Varieties	per lb	2.99	14	2.99									
Mangoes	Round Varieties Marked Extra Large	each	2.50	18	2.50		2.50	13	2.50					
Mangoes	Round Varieties Marked Large	each	1.25	18	1.25		0.99 - 1.99	321	1.74	14	1.67	17	1.67	
Mangoes	Round Varieties Marked Small	each	0.50	303	0.50									
Mangoes	Yellow Varieties	each	0.33 - 1.25	552	0.83		0.34 - 1.50	202	0.53		2.00	88	2.00	
Mangoes	Yellow Varieties Marked Large	each					0.99	61	0.99					
Mangoes	Yellow Varieties Marked Medium	each					1.50	6	1.50					
Mangoes	Yellow Varieties Marked Small	each	0.24	11	0.24									
Nectarines	Various White Flesh Varieties	per lb					2.99	256	2.99					

Wtd Avg - Simple weighted average



Commodity	Variety	Unit	SOUTH CENTRAL U.S.				SOUTHWEST U.S.				NORTHWEST U.S.			
			Price Range	Number of Ads	Wtd Avg Price	% Marked Local	Price Range	Number of Ads	Wtd Avg Price	% Marked Local	Price Range	Number of Ads	Wtd Avg Price	% Marked Local
Oranges	Navel	3 lb bag	3.99 - 5.99	165	4.44		2.99 - 3.29	24	3.10		4.49	1	4.49	
Oranges	Navel	4 lb bag	3.77 - 4.99	327	4.74	9	2.99	57	2.99		2.99	11	2.99	
Oranges	Navel	8 lb bag									5.00	287	5.00	
Oranges	Navel	each	0.30 - 1.25	566	1.10	2					1.25	1	1.25	
Oranges	Navel	per lb	0.79 - 1.69	358	1.05	3	0.33 - 1.69	862	1.27	54	0.69 - 1.99	551	1.40	52
Oranges	Navel, Cara Cara	3 lb bag					2.99	17	2.99		2.69 - 2.99	14	2.93	
Oranges	Navel, Cara Cara	each	1.25	325	1.25									
Oranges	Navel, Cara Cara	per lb	1.69 - 1.99	118	1.93		1.49 - 1.99	265	1.62	9	1.48 - 1.99	171	1.57	
Papaya	Maradol/Tainung Types	per lb					1.29 - 1.49	30	1.35					
Pears	Bartlett	per lb	1.68 - 1.88	51	1.84									
Pears	Bosc	per lb	1.29 - 1.99	85	1.86		0.69 - 1.99	225	1.60		1.48 - 1.49	34	1.49	
Pears	D'Anjou	3 lb bag	5.00	61	5.00									
Pears	D'Anjou	per lb	1.49 - 1.99	137	1.85		0.99 - 1.99	162	1.92		1.48 - 1.49	113	1.49	53
Pineapples		each	1.50 - 2.99	128	2.94		1.50 - 5.99	90	3.53		3.99	10	3.99	
Pineapples		per lb	0.69	65	0.69		0.69 - 1.39	174	0.86					
Plums		per lb	1.99	14	1.99		3.69	8	3.69					
Raspberries		6 oz package	0.99 - 5.54	1336	2.59		1.49 - 3.50	766	2.89		2.00 - 3.99	229	2.52	
Strawberries		1 lb package	1.50 - 3.49	340	2.60		1.50 - 4.99	1154	3.05		2.97 - 2.99	19	2.98	
Strawberries		2 lb package	2.99 - 6.99	188	5.55									
Tangelos		3 lb bag	5.99	29	5.99									
Tangelos		per lb	0.99	68	0.99									
Tangerines/Mandarins		2 lb bag					5.99	8	5.99					
Tangerines/Mandarins		3 lb bag	2.89 - 5.99	1686	3.92		2.88 - 5.99	1867	4.53	10	2.99 - 6.99	267	4.83	
Tangerines/Mandarins		each	0.33 - 0.60	29	0.43									
Tangerines/Mandarins		per lb	1.89 - 1.99	79	1.91		0.79 - 3.99	154	2.44	34				
Watermelons	Red Flesh Seedless Miniature	each	5.00	117	5.00						4.99	7	4.99	
Watermelons	Red Flesh Seedless Miniature	per lb	0.99	107	0.99									
POTATOES & ONIONS														
Onions, Dry	RED	per lb	1.79	7	1.79		0.65 - 1.89	103	0.75					
Onions, Dry	WHITE	per lb	0.79 - 0.97	168	0.86		0.89 - 1.49	104	1.04					
Onions, Dry	YELLOW	2 lb bag					0.50	9	0.50					
Onions, Dry	YELLOW	3 lb bag	2.99	9	2.99		2.79	21	2.79					
Onions, Dry	YELLOW	per lb	0.69 - 0.99	56	0.89		0.50 - 1.69	231	0.69		0.68 - 1.69	119	0.96	
Onions, Dry	YELLOW MARKED SWEET	3 lb bag	4.99	34	4.99									

Wtd Avg - Simple weighted average



Commodity	Variety	Unit	SOUTH CENTRAL U.S.				SOUTHWEST U.S.				NORTHWEST U.S.			
			Price Range	Number of Ads	Wtd Avg Price	% Marked Local	Price Range	Number of Ads	Wtd Avg Price	% Marked Local	Price Range	Number of Ads	Wtd Avg Price	% Marked Local
Onions, Dry	YELLOW MARKED SWEET	per lb	0.77 - 1.69	522	0.93		1.29 - 1.89	217	1.47		0.98 - 1.78	166	1.42	
Potatoes	ROUND RED	3 lb bag	1.95 - 2.77	51	2.71		1.95	34	1.95		2.99	23	2.99	
Potatoes	ROUND RED	5 lb bag	2.99	6	2.99						2.48	9	2.48	
Potatoes	ROUND RED	per lb	0.99	14	0.99		0.67 - 1.99	551	1.02		0.59 - 0.99	165	0.91	
Potatoes	ROUND WHITE	per lb					1.50 - 1.99	131	1.96					
Potatoes	RUSSET	10 lb bag	2.98 - 4.99	388	4.33		1.88 - 4.95	164	2.81		2.99	6	2.99	
Potatoes	RUSSET	20 lb bag	3.99 - 4.88	25	4.31									
Potatoes	RUSSET	5 lb bag	1.50 - 3.29	1211	2.49		0.99 - 3.99	396	3.10		1.69 - 2.99	243	2.76	
Potatoes	RUSSET	8 lb bag	2.29 - 2.79	190	2.72		1.50	9	1.50					
Potatoes	RUSSET	per lb	0.59 - 0.77	67	0.65		0.33 - 1.79	344	1.13		0.59 - 0.99	170	0.96	
Potatoes	YELLOW TYPE	3 lb bag	1.95	4	1.95		1.95	34	1.95					
Potatoes	YELLOW TYPE	5 lb bag	3.79	42	3.79						2.48	9	2.48	
Potatoes	YELLOW TYPE	per lb					0.88 - 0.99	101	0.94		0.59 - 0.99	142	0.96	

VEGETABLES

Artichokes		each	1.50 - 2.50	116	2.42		2.00 - 3.00	683	2.98	90	3.00 - 3.49	309	3.03	92
Asparagus	GREEN	per lb	1.69 - 2.99	741	2.57		1.66 - 3.99	815	2.91		2.49 - 2.99	209	2.52	
Beans	ROUND GREEN TYPE	12 oz bag	2.99 - 3.00	71	2.99		0.99	9	0.99					
Beans	ROUND GREEN TYPE	per lb	1.29 - 1.49	179	1.41		0.69 - 0.89	48	0.86		2.19 - 2.49	94	2.24	
Beets		per lb					0.79 - 0.99	97	0.90					
Bok Choy		per lb	1.29	7	1.29									
Broccoli		per bunch	1.95 - 2.99	21	2.79		1.95	34	1.95					
Broccoli		per lb	2.99	9	2.99		0.98	73	0.98					
Broccoli	CROWN CUT	per lb	1.49 - 2.39	138	1.59		1.97 - 2.99	474	2.73		0.99 - 2.99	452	2.49	
Brussels Sprouts		per lb	2.29 - 2.88	290	2.54		1.99 - 2.49	400	2.27		1.69 - 2.49	218	2.48	
Cabbage	ROUND GREEN TYPE	per lb	0.33 - 0.79	346	0.59		0.33 - 1.39	488	0.75		0.78 - 1.39	31	1.21	
Cactus Leaf (Nopales)		per lb	0.75 - 0.98	20	0.85									
Carrots		2 lb bag					1.50 - 2.99	34	2.44		2.99	22	2.99	
Carrots		5 lb film bag					2.50 - 3.19	97	2.80					
Carrots		per lb	0.50 - 0.79	108	0.56		0.25 - 0.67	83	0.60					
Carrots	BABY PEELED	1 lb bag	1.29	58	1.29		0.98 - 1.29	30	1.18		0.98 - 1.49	115	1.39	
Carrots	BABY PEELED	2 lb bag					2.50	23	2.50					
Cauliflower		each	1.95 - 1.99	18	1.98		1.95 - 3.50	42	2.25					
Cauliflower		per lb	1.49	107	1.49		0.98	73	0.98		0.99 - 1.79	96	1.65	
Celery		each	0.79 - 1.89	368	1.37		0.79 - 2.49	538	1.74		0.79 - 1.28	19	1.02	
Celery		per lb									1.49 - 1.69	141	1.66	
Celery	HEARTS	per package	2.50	29	2.50									
Chayote		each	0.50	14	0.50		0.34 - 0.50	68	0.48					
Chayote		per lb	0.69	65	0.69		0.99 - 1.29	18	1.14					

Wtd Avg - Simple weighted average



Commodity	Variety	Unit	SOUTH CENTRAL U.S.				SOUTHWEST U.S.				NORTHWEST U.S.			
			Price Range	Number of Ads	Wtd Avg Price	% Marked Local	Price Range	Number of Ads	Wtd Avg Price	% Marked Local	Price Range	Number of Ads	Wtd Avg Price	% Marked Local
Cilantro		per bunch	0.24 - 0.69	182	0.42		0.33 - 0.79	290	0.44		0.75	36	0.75	
Collards		1 lb bag	3.00	29	3.00									
Corn-Sweet		each	0.33 - 0.89	612	0.56		0.33 - 0.69	549	0.63		0.50 - 0.75	346	0.68	
Corn-Sweet		trays 4-5 ears film wrapped	4.99	8	4.99		4.99 - 5.99	35	5.48					
Cucumbers		each	0.50 - 0.99	92	0.60		0.20 - 0.99	300	0.48		0.50 - 0.99	32	0.69	
Cucumbers		per lb					0.33	9	0.33					
Cucumbers	LONG SEEDLESS - Greenhouse	each	0.50 - 1.50	167	1.10		0.89 - 1.79	18	1.33		0.98 - 1.29	28	1.10	
Eggplant		per lb					0.79	40	0.79					
Garlic		per sleeve	1.50	65	1.50		0.99 - 2.00	224	1.43					
Jalapeno Peppers		per lb	0.97 - 1.29	394	1.09		0.50 - 1.79	193	1.02		0.98	17	0.98	
Kale		1 lb bag	3.00	29	3.00									
Kale		per bunch					0.50 - 0.99	62	0.93					
Lettuce	Green Leaf	each	1.39 - 1.68	124	1.43									
Lettuce	Iceberg	each	1.49	114	1.49		1.25	6	1.25					
Lettuce	Red Leaf	each	1.39 - 1.68	124	1.43									
Lettuce	Romaine	each	1.39 - 1.68	124	1.43									
Lettuce	Romaine (Hearts)	3 count					3.99	8	3.99		3.98	8	3.98	
Mixed Mini Sweet Peppers		1 lb package	3.50 - 3.99	191	3.58									
Mushrooms	CREMINI	8 oz package	2.49 - 2.69	138	2.52		3.99	10	3.99		3.99	22	3.99	
Mushrooms	WHITE	8 oz package	1.49 - 2.69	82	2.06		2.00 - 3.99	211	2.78		1.50 - 2.00	119	1.85	
Mushrooms	WHITE	per lb	3.99	9	3.99									
Mustard		1 lb bag	3.00	29	3.00									
Mustard		per bunch	0.97	47	0.97									
Onions, Green		per bunch	0.75 - 0.99	68	0.89		0.25 - 0.50	256	0.46		0.69 - 1.25	48	0.91	
Peppers (Bell Type)	GREEN	each	0.34 - 0.79	206	0.52		0.20	7	0.20					
Peppers (Bell Type)	GREEN	per lb					1.29	9	1.29					
Peppers (Bell Type)	ORANGE - Greenhouse	each									1.25	15	1.25	
Peppers (Bell Type)	ORANGE	each	0.88 - 1.50	316	1.13		0.88	193	0.88		1.67	23	1.67	
Peppers (Bell Type)	RED - Greenhouse	each									1.25	15	1.25	
Peppers (Bell Type)	RED	each	0.88 - 1.50	316	1.13		0.88	193	0.88		1.67 - 2.00	102	1.93	
Peppers (Bell Type)	RED	per lb					1.69	8	1.69					
Peppers (Bell Type)	YELLOW - Greenhouse	each									1.25	15	1.25	
Peppers (Bell Type)	YELLOW	each	0.88 - 1.50	316	1.13		0.88	193	0.88		1.67 - 2.00	102	1.93	
Radishes		per bunch	0.50 - 1.49	50	1.14		0.33 - 0.89	266	0.43		0.79 - 1.25	44	0.97	
Salad (Mixed Types)		10-12 oz package	1.50 - 4.49	536	3.39		1.50 - 3.33	359	2.97		2.00 - 2.50	34	2.25	

Wtd Avg - Simple weighted average



Commodity	Variety	Unit	SOUTH CENTRAL U.S.				SOUTHWEST U.S.				NORTHWEST U.S.			
			Price Range	Number of Ads	Wtd Avg Price	% Marked Local	Price Range	Number of Ads	Wtd Avg Price	% Marked Local	Price Range	Number of Ads	Wtd Avg Price	% Marked Local
Salad (Mixed Types)		5-9 oz package	1.50 - 3.99	518	2.85		1.50 - 3.00	124	2.46		2.00 - 2.50	34	2.25	
Spinach		per bunch					0.99 - 1.99	22	1.72					
Spinach	FLAT TYPE	8-10 oz package	1.67 - 2.49	109	1.93		2.49	7	2.49		2.50	6	2.50	
Squash	GREY	per lb	0.97 - 0.99	189	0.99		0.89 - 0.99	126	0.95					
Squash	Yellow Crookneck/Straightneck	per lb	0.99 - 1.99	240	1.49		0.34 - 1.99	356	1.55		0.99	10	0.99	
Squash	Zucchini	per lb	0.99 - 1.99	267	1.49		0.34 - 1.99	541	1.29		0.79 - 1.69	179	1.05	
Sweet Potatoes		per lb	0.69 - 0.99	154	0.74		1.99	122	1.99		1.79	4	1.79	
Tomatillos		per lb	0.97 - 1.29	236	1.12		0.50 - 1.25	244	0.91					
Tomatoes		per lb	1.49	103	1.49		0.79 - 0.98	126	0.90					
Tomatoes	GRAPE TYPE	1 pint package	2.00 - 2.50	58	2.05		2.50 - 3.50	10	3.30		2.50	6	2.50	
Tomatoes	GRAPE TYPE	10 oz package	1.47 - 3.99	564	2.80		2.00	34	2.00					
Tomatoes	Plum Type (Roma)	per lb	0.69 - 1.29	379	1.10		0.50 - 2.79	521	1.28		0.98 - 2.79	195	1.48	
Tomatoes	VINE RIPES	per lb	0.99 - 2.29	120	1.05									
Tomatoes	Vine Ripes - Heirloom Varieties - Greenhouse	per lb	2.48	9	2.48						3.98	6	3.98	
Tomatoes	VINE RIPES - ON THE VINE - Greenhouse	per lb	0.89 - 1.99	808	1.51		0.79 - 1.99	544	1.83		0.98 - 2.49	52	1.66	
Turnip Tops		1 lb bag	3.00	29	3.00									
Turnip Tops		per bunch	0.97	47	0.97									
OTHER SPECIALTY CROP ITEMS														
Hemp Protein		16 oz					19.99	184	19.99		14.99	4	14.99	
Hemp Seeds Shelled		8 oz	6.29 - 7.99	167	7.05		6.29 - 9.99	207	9.58		6.29 - 9.99	52	7.29	
SEASONAL ITEMS														
Ornamentals	Rose, Hybrid Tea	bunched 12s									12.99	9	12.99	
Ornamentals	Tulips	6 inch pot					7.99	13	7.99					
Ornamentals	Tulips	bunched 10s									9.99	9	9.99	

Wtd Avg - Simple weighted average



Commodity	Variety	Unit	ALASKA U.S.				HAWAII U.S.			
			Price Range	Number of Ads	Wtd Avg Price	% Marked Local	Price Range	Number of Ads	Wtd Avg Price	% Marked Local
FRUIT										
Apple Pears		per lb	3.99	28	3.99		2.39	23	2.39	
Apples	Braeburn	3 lb bag					4.99	4	4.99	
Apples	Braeburn	per lb	1.19	2	1.19					
Apples	Envy	2 lb bag					4.49	3	4.49	
Apples	Fuji	per lb					0.99 - 1.89	34	1.18	
Apples	Gala/Royal Gala	3 lb bag					5.29	7	5.29	
Apples	Honeycrisp	per lb	2.99	28	2.99		2.29	33	2.29	
Apples	Pink Lady/Cripps Pink	per lb	1.38	3	1.38					
Apples	Red Delicious	per lb	0.98	3	0.98					
Avocados	Hass	each	1.50	2	1.50					
Avocados	Hass-Marked Extra Large	each	3.49	9	3.49					
Avocados	Hass-Marked Large	each	3.49	28	3.49					
Bananas		per lb					1.29	3	1.29	
Blackberries		5.6-6 oz package	2.50 - 3.99	20	3.17		4.00	33	4.00	
Blueberries		6 oz package					3.99	4	3.99	
Cantaloupes		each	3.49 - 5.99	13	5.61					
Cantaloupes		per lb	1.79	2	1.79		1.39	3	1.39	
Clementines		3 lb bag	5.99 - 7.49	13	6.22					
Grapefruit	RED	each	1.89	1	1.89					
Grapes	Black Seedless	per lb	2.49	11	2.49					
Grapes	Red Seedless	per lb	2.49 - 4.69	22	3.48		2.49	23	2.49	
Grapes	White Seedless Type	per lb	3.49 - 4.69	11	4.47		2.49	23	2.49	
Lemons		each	0.89	2	0.89					
Limes		each	0.69	2	0.69					
Mangoes	Round Varieties	each	2.99	1	2.99					
Mangoes	Round Varieties Marked Large	per lb					3.99	23	3.99	
Oranges	Navel	3 lb bag					7.49	7	7.49	
Oranges	Navel	per lb	1.48 - 1.99	14	1.88					
Oranges	Navel, Cara Cara	3 lb bag					4.99	23	4.99	
Oranges	Navel, Cara Cara	per lb	1.59 - 1.99	14	1.92		1.69	7	1.69	
Papaya	Solo Type	per lb					1.49	2	1.49	
Pears	Bosc	3 lb bag					5.29	7	5.29	
Pears	D'Anjou	3 lb bag					4.99	3	4.99	
Pineapples		each	4.99	1	4.99					
Plums		per lb					2.99	4	2.99	
Raspberries		6 oz package	2.50 - 3.29	12	2.57					

Wtd Avg - Simple weighted average



Commodity	Variety	Unit	ALASKA U.S.				HAWAII U.S.			
			Price Range	Number of Ads	Wtd Avg Price	% Marked Local	Price Range	Number of Ads	Wtd Avg Price	% Marked Local
Strawberries		1 lb package	3.48	3	3.48		5.99	2	5.99	
Tangerines/Mandarins		2 lb bag					4.99	2	4.99	
Tangerines/Mandarins		3 lb bag	6.99 - 7.49	13	7.07					
Tangerines/Mandarins		per lb					4.49	2	4.49	
POTATOES & ONIONS										
Onions, Dry	YELLOW MARKED SWEET	per lb	1.99	9	1.99		1.59	7	1.59	
Potatoes	ROUND RED	5 lb bag	3.49	2	3.49					
Potatoes	ROUND RED	per lb	0.99	1	0.99					
Potatoes	RUSSET	5 lb bag	3.99	11	3.99					
Potatoes	YELLOW TYPE	per lb	0.99	1	0.99					
VEGETABLES										
Artichokes		each	4.50	11	4.50		4.99	23	4.99	
Asparagus	GREEN	per lb	1.58 - 3.49	24	3.13					
Broccoli		per lb	1.98	3	1.98					
Broccoli	CROWN CUT	per lb	2.19 - 2.29	3	2.26					
Brussels Sprouts		2 lb bag	5.00	11	5.00					
Brussels Sprouts		per lb	1.99 - 3.49	13	3.26					
Cabbage	ROUND GREEN TYPE	per lb					1.29	27	1.29	
Carrots		1 lb bag					1.39	3	1.39	
Carrots	BABY PEELED	1 lb bag					2.99	7	2.99	
Carrots	BABY PEELED	2 lb bag	2.99	11	2.99					
Cauliflower		per lb	1.98	3	1.98					
Celery		each	2.19	1	2.19					
Celery		per lb	1.99	11	1.99					
Cucumbers		per lb					1.99	3	1.99	
Cucumbers	LONG SEEDLESS - Greenhouse	each	1.98 - 2.19	4	2.03					
Jalapeno Peppers		per lb	1.99	9	1.99		3.49	3	3.49	
Mixed Mini Sweet Peppers		1 lb package	3.98	3	3.98		4.99	23	4.99	
Mushrooms	WHITE	8 oz package	2.50 - 2.99	12	2.68					
Onions, Green		per bunch	1.99	28	1.99					
Peppers (Bell Type)	ORANGE	each	2.50	2	2.50					
Peppers (Bell Type)	RED	each	2.50	2	2.50					
Peppers (Bell Type)	YELLOW	each	2.50	2	2.50					
Radishes		per bunch	0.98 - 1.99	31	1.89					

Wtd Avg - Simple weighted average



Commodity	Variety	Unit	ALASKA U.S.				HAWAII U.S.			
			Price Range	Number of Ads	Wtd Avg Price	% Marked Local	Price Range	Number of Ads	Wtd Avg Price	% Marked Local
Salad (Mixed Types)		5-9 oz package	3.49	11	3.49					
Spinach		per bunch	2.19	1	2.19					
Squash	Zucchini	per lb	1.48 - 1.99	4	1.61	1.49 - 2.49	88	1.99		
Tomatoes		per lb				1.99 - 2.99	28	2.87	82	
Tomatoes	Plum Type (Roma)	per lb	1.99	11	1.99					
Tomatoes	VINE RIPES - ON THE VINE - Greenhouse	per lb	2.29 - 3.79	41	3.05	2.99	4	2.99		
OTHER SPECIALTY CROP ITEMS										
Hemp Seeds Shelled		16 oz				15.99	4	15.99		
Hemp Seeds Shelled		8 oz				9.59	4	9.59		

Wtd Avg - Simple weighted average

NATIONAL ORGANIC SUMMARY

(not including AK & HI)

Fruit								
Commodity	Variety	Unit	THIS WEEK		LAST WEEK		LAST YEAR	
			Number of Ads	Wtd Avg Price	Number of Ads	Wtd Avg Price	Number of Ads	Wtd Avg Price
Apples	Envy	per lb	294	2.20				
Apples	Fuji	2 lb bag	238	4.75			183	4.70
Apples	Fuji	3 lb bag	25	4.63	43	6.17		
Apples	Fuji	per lb	904	1.91	329	2.60	309	2.49
Apples	Gala/Royal Gala	2 lb bag	639	4.08	27	3.79	493	4.44
Apples	Gala/Royal Gala	3 lb bag	2,029	3.96	43	6.17		
Apples	Gala/Royal Gala	per lb	373	1.98	303	2.72	274	2.41
Apples	Granny Smith	2 lb bag	416	4.18			149	4.64
Apples	Granny Smith	3 lb bag	8	5.99	34	6.49		
Apples	Granny Smith	per lb	387	1.57	748	2.38	262	2.56
Apples	Honeycrisp	2 lb bag	560	5.90	832	4.97		
Apples	Honeycrisp	3 lb bag	23	6.99				
Apples	Honeycrisp	per lb	883	2.87	1,729	2.97	307	3.64
Apples	OPAL	2 lb bag	53	1.99				
Apples	Pink Lady/Cripps Pink	2 lb bag	218	4.86			237	4.14
Apples	Pink Lady/Cripps Pink	3 lb bag	31	5.25	9	4.98		
Apples, Processed	Juice	64 oz (1/2 gallon)	467	3.31	142	4.98	15	3.99
Avocados	Hass	each	609	1.71	48	1.73	947	1.77
Avocados	Hass-Marked Large	each	354	2.01	354	2.01		
Avocados	Hass-Marked Medium	each	26	2.00	9	1.25		
Bananas		per lb	218	0.84	420	0.85	405	0.86
Blackberries		5.6-6 oz package	671	4.49	1,013	4.55	1,102	4.03
Blueberries		1 pint (11-12 oz cntr w/ lid)	356	5.53	1,039	4.99		
Blueberries		6 oz package	671	4.52	1,211	4.76	795	4.16
Clementines		2 lb bag	9	3.99	383	5.11	503	4.90
Grapefruit	RED	each	8	1.99	35	2.50	74	2.50
Kiwifruit	Hayward	1 lb bag	4	3.98				
Kiwifruit	Hayward	1-lb containers with lids	577	3.90	347	3.98		
Lemons		2 lb bag	119	3.92	167	4.07	214	4.88
Lemons		each	98	0.80	44	0.68	134	1.20
Limes		each	187	0.50				
Mangoes	Round Varieties	each	43	2.69	701	2.00		
Mangoes	Yellow Varieties	each	33	2.51	363	1.54		

Wtd Avg - Simple weighted average



Commodity	Variety	Unit	THIS WEEK		LAST WEEK		LAST YEAR	
			Number of Ads	Wtd Avg Price	Number of Ads	Wtd Avg Price	Number of Ads	Wtd Avg Price
Oranges	Navel	3 lb bag	462	4.86	222	5.13	197	5.88
Oranges	Navel	4 lb bag	256	5.57	197	4.99	207	5.99
Oranges	Navel	each	38	1.25			38	1.00
Oranges	Navel	per lb	394	1.82	73	1.98	556	2.05
Oranges	Navel, Cara Cara	3 lb bag	347	4.98	343	4.98		
Oranges	Valencia	4 lb bag	9	5.49	34	5.99	34	4.99
Pears	Bartlett	per lb	81	2.48	481	2.21	252	2.40
Pears	D'Anjou	2 lb bag	197	3.50				
Pears	D'Anjou	per lb	86	1.99	26	2.49	8	2.29
Pineapples		each	441	3.98	1,077	3.94		
Raspberries		1 pint (11-12 oz cntr w/ lid)	40	3.99				
Raspberries		6 oz package	714	4.53	878	4.84		
Strawberries		1 lb package	2,881	4.89	2,781	4.11	2,447	3.72
Tangerines/Mandarins		2 lb bag	5,378	4.48	1,760	4.74	1,365	5.64
Tangerines/Mandarins		3 lb bag	199	5.88				

Potatoes & Onions

Commodity	Variety	Unit	THIS WEEK		LAST WEEK		LAST YEAR	
			Number of Ads	Wtd Avg Price	Number of Ads	Wtd Avg Price	Number of Ads	Wtd Avg Price
Onions, Dry	YELLOW	3 lb bag	190	4.99	262	4.72	97	3.99
Onions, Dry	YELLOW MARKED SWEET	2 lb bag	131	3.99				
Potatoes	ROUND RED	3 lb bag	46	3.99	146	4.38	1,444	3.26
Potatoes	RUSSET	3 lb bag	9	3.79	169	3.43	1,446	3.24
Potatoes	RUSSET	5 lb bag	205	4.06	235	4.23	59	5.49
Potatoes	RUSSET	per lb	154	1.49			154	1.79
Potatoes	YELLOW TYPE	3 lb bag	46	3.99	157	4.35	449	4.18
Potatoes	YELLOW TYPE	5 lb bag	1,195	3.99				

Vegetables

Commodity	Variety	Unit	THIS WEEK		LAST WEEK		LAST YEAR	
			Number of Ads	Wtd Avg Price	Number of Ads	Wtd Avg Price	Number of Ads	Wtd Avg Price
Artichokes		each	5	3.00	5	3.00		
Asparagus	GREEN	per lb	833	4.05	2,470	3.07	2,374	3.22
Beans	ROUND GREEN TYPE	12 oz bag	193	3.46	160	4.12		
Beans	ROUND GREEN TYPE	per lb	20	3.36	6	3.98	20	3.32
Beets		per bunch	24	1.89	78	1.56	10	1.99
Broccoli		per bunch	182	2.94	33	3.95	265	3.93

Wtd Avg - Simple weighted average



Commodity	Variety	Unit	THIS WEEK		LAST WEEK		LAST YEAR	
			Number of Ads	Wtd Avg Price	Number of Ads	Wtd Avg Price	Number of Ads	Wtd Avg Price
Broccoli		per lb	64	2.63	119	1.80	331	2.73
Broccoli	CROWN CUT	per lb	245	2.49	31	2.84	9	3.49
Brussels Sprouts		1 lb bag	356	3.52	321	4.05		
Carrots		1 lb bag	165	1.50			98	2.43
Carrots		2 lb bag	835	3.22	395	3.21	313	2.72
Carrots		per bunch	48	2.43	156	2.25	360	2.16
Carrots		per lb	154	1.29	14	1.45	154	1.69
Carrots	BABY PEELED	1 lb bag	2,593	1.48	1,310	1.56	522	1.90
Cauliflower		each	155	3.08	18	3.99	215	3.99
Cauliflower		per lb	53	1.29	22	2.10	309	2.79
Celery		each	257	1.91	476	2.89	112	2.33
Celery	HEARTS	per package	297	3.06	238	3.10		
Cilantro		per bunch	146	1.49	19	1.49	224	1.35
Collards		per bunch	190	3.50				
Cucumbers		each	7	1.50	967	1.03	47	2.04
Cucumbers		per lb	8	2.99				
Cucumbers	LONG SEEDLESS - Greenhouse	each	481	2.54	242	2.27	31	2.38
Kale		per bunch	309	2.80	55	2.02	305	1.74
Lettuce	Green Leaf	each	141	1.99			2	2.59
Lettuce	Green Leaf	per lb	13	1.99				
Lettuce	Iceberg	each	231	3.42			226	3.17
Lettuce	Red Leaf	each	115	1.99			2	2.59
Lettuce	Red Leaf	per lb	39	1.99				
Lettuce	Romaine (Hearts)	3 count	58	4.07	466	3.27	264	3.87
Mixed Mini Sweet Peppers		1 lb package	361	4.01	347	3.98	543	3.52
Mushrooms	CREMINI	8 oz package	682	3.52	109	3.18		
Mushrooms	PORTOBELLA	6 oz package	257	3.49			9	3.99
Mushrooms	WHITE	8 oz package	483	3.25	128	3.16	810	2.22
Onions, Green		per bunch	146	1.49	187	0.98	160	1.52
Peppers (Bell Type)	GREEN	per lb	8	2.79				
Peppers (Bell Type)	ORANGE	each	11	2.50			357	1.70
Peppers (Bell Type)	ORANGE	per lb	86	3.88			16	4.99
Peppers (Bell Type)	RED	each	11	2.50	146	2.50	357	1.69
Peppers (Bell Type)	RED	per lb	283	3.89			24	4.99
Peppers (Bell Type)	YELLOW	each	11	2.50	146	2.50	305	1.69
Salad (Mixed Types)		1 lb package	225	5.72	490	4.62		
Salad (Mixed Types)		10-12 oz package	374	4.95	322	5.55	772	4.99

Wtd Avg - Simple weighted average



Commodity	Variety	Unit	THIS WEEK		LAST WEEK		LAST YEAR	
			Number of Ads	Wtd Avg Price	Number of Ads	Wtd Avg Price	Number of Ads	Wtd Avg Price
Salad (Mixed Types)		5-9 oz package	1,875	3.02	2,975	3.60	733	3.26
Spinach	FLAT TYPE	1 lb package	24	4.24	19	6.99		
Spinach	FLAT TYPE	5-7 oz package	68	3.61	350	3.54		
Squash	Butternut	per lb	9	0.99	79	1.49	61	2.29
Squash	Yellow Crookneck/Straightneck	per lb	14	2.69			188	0.99
Squash	Zucchini	per lb	140	2.14	56	1.78	518	2.07
Sweet Potatoes		3 lb bag	74	4.49				
Sweet Potatoes		per lb	74	1.93	484	2.17	333	1.90
Swiss Chard		per bunch	11	2.50	14	1.50	11	2.00
Tomatoes		per lb	170	2.63			202	2.72
Tomatoes	GRAPE TYPE	1 pint package	154	3.67	543	3.27	996	2.91
Tomatoes	GRAPE TYPE	10 oz package	351	3.95	150	2.99		
Tomatoes	VINE RIPES - Greenhouse	per lb	9	3.79			9	3.12
Tomatoes	Vine Ripes - Heirloom Varieties - Greenhouse	per lb	19	3.57	122	3.99		
Tomatoes	VINE RIPES - ON THE VINE - Greenhouse	per lb	328	2.31	23	3.14	214	3.28

Other Specialty Crop Items

Commodity	Variety	Unit	THIS WEEK		LAST WEEK		LAST YEAR	
			Number of Ads	Wtd Avg Price	Number of Ads	Wtd Avg Price	Number of Ads	Wtd Avg Price
Hemp (Seed) Oil		16 oz	240	16.99	248	16.99		
Hemp Protein		12 oz	197	11.89	289	14.22		
Hemp Protein		32 oz	154	25.99	167	26.69		
Hemp Protein		8 oz	115	15.63	24	15.63		
Hemp Seeds Shelled		12 oz	700	13.68	319	14.30	260	14.73
Hemp Seeds Shelled		16 oz	257	15.04	249	14.99		
Hemp Seeds Shelled		7 oz	700	10.15	411	10.10	366	10.18
Hemp Seeds Shelled		8 oz	249	10.10	197	13.44		

Wtd Avg - Simple weighted average



REGIONAL ORGANIC DETAILS

Commodity	Variety	Unit	NORTHEAST U.S.				SOUTHEAST U.S.				MIDWEST U.S.			
			Price Range	Number of Ads	Wtd Avg Price	% Marked Local	Price Range	Number of Ads	Wtd Avg Price	% Marked Local	Price Range	Number of Ads	Wtd Avg Price	% Marked Local
FRUIT														
Apples	Envy	per lb	2.21	122	2.21						2.21	67	2.21	
Apples	Fuji	2 lb bag	4.99	190	4.99					3.49 - 3.99	48	3.78		
Apples	Fuji	3 lb bag	5.99	8	5.99									
Apples	Fuji	per lb	1.49 - 2.21	489	1.71		2.21	86	2.21	1.49 - 2.21	89	2.03		
Apples	Gala/Royal Gala	2 lb bag	3.49 - 4.99	451	4.13		3.50	14	3.50	3.99	28	3.99		
Apples	Gala/Royal Gala	3 lb bag	3.99 - 5.99	450	4.03		3.99	530	3.99	3.89 - 4.99	758	3.92		
Apples	Gala/Royal Gala	per lb	1.69 - 2.99	45	2.13					1.49	22	1.49		
Apples	Granny Smith	2 lb bag	3.50 - 4.99	373	4.26		3.50	14	3.50	3.49	20	3.49		
Apples	Granny Smith	3 lb bag	5.99	8	5.99									
Apples	Granny Smith	per lb	1.49 - 2.99	354	1.56		1.99	3	1.99	1.49	22	1.49		
Apples	Honeycrisp	2 lb bag	4.99	190	4.99									
Apples	Honeycrisp	3 lb bag								6.99	23	6.99		
Apples	Honeycrisp	per lb	1.99 - 3.88	192	3.37		3.88	86	3.88	3.88	67	3.88		
Apples	Pink Lady/Cripps Pink	2 lb bag	4.99	190	4.99					3.99	28	3.99		
Apples	Pink Lady/Cripps Pink	3 lb bag	5.99	8	5.99					4.99	23	4.99		
Apples, Processed	Juice	64 oz (1/2 gallon)	2.99 - 3.99	239	3.14		3.49	228	3.49					
Avocados	Hass	each	2.00 - 2.50	248	2.07									
Avocados	Hass-Marked Large	each	2.49	7	2.49		2.00	52	2.00					
Bananas		per lb	0.79 - 0.99	64	0.96					0.79	13	0.79		
Blackberries		5.6-6 oz package	3.99 - 4.99	146	4.48		4.50	366	4.50					
Blueberries		1 pint (11-12 oz cntr w/ lid)	5.99	9	5.99		4.98	52	4.98					
Blueberries		6 oz package	3.99 - 4.99	146	4.48		4.50	366	4.50					
Kiwifruit	Hayward	1-lb containers with lids								4.43	67	4.43		
Lemons		2 lb bag	4.49 - 4.99	66	4.54					2.50 - 2.99	29	2.87		
Lemons		each	1.00	9	1.00									
Limes		each					0.50	187	0.50					
Mangoes	Round Varieties	each	2.50	27	2.50									
Oranges	Navel	3 lb bag					4.98	52	4.98					
Oranges	Navel	4 lb bag	4.99 - 7.49	242	5.60		4.99	14	4.99					
Oranges	Navel	each	1.25	38	1.25									
Oranges	Navel, Cara Cara	3 lb bag					4.98	52	4.98					
Oranges	Valencia	4 lb bag					5.49	9	5.49					
Pears	D'Anjou	2 lb bag	3.50	183	3.50		3.50	14	3.50					
Pears	D'Anjou	per lb					1.99	86	1.99					

Wtd Avg - Simple weighted average



Commodity	Variety	Unit	NORTHEAST U.S.				SOUTHEAST U.S.				MIDWEST U.S.			
			Price Range	Number of Ads	Wtd Avg Price	% Marked Local	Price Range	Number of Ads	Wtd Avg Price	% Marked Local	Price Range	Number of Ads	Wtd Avg Price	% Marked Local
Pineapples		each	4.99	8	4.99		3.88 - 3.98	138	3.92					
Raspberries		6 oz package	3.99 - 4.99	329	4.77		4.99	14	4.99		3.99	6	3.99	
Strawberries		1 lb package	3.99 - 6.99	776	5.40		3.98 - 6.99	303	4.88		3.99 - 7.99	246	4.86	
Tangerines/Mandarins		2 lb bag	3.99 - 5.54	341	4.94		3.98 - 5.54	3107	4.54		3.49 - 5.54	687	4.96	
Tangerines/Mandarins		3 lb bag									5.88	199	5.88	
POTATOES & ONIONS														
Onions, Dry	YELLOW	3 lb bag	4.99	190	4.99									
Onions, Dry	YELLOW MARKED SWEET	2 lb bag	3.99	131	3.99									
Potatoes	ROUND RED	3 lb bag	3.99	46	3.99									
Potatoes	RUSSET	3 lb bag								3.79	9	3.79		
Potatoes	RUSSET	5 lb bag	3.99 - 4.99	197	4.03									
Potatoes	RUSSET	per lb								1.49	13	1.49		
Potatoes	YELLOW TYPE	3 lb bag	3.99	46	3.99									
Potatoes	YELLOW TYPE	5 lb bag					3.99	1195	3.99					
VEGETABLES														
Asparagus	GREEN	per lb	4.43	122	4.43		3.48 - 4.43	138	4.07		3.99 - 4.43	73	4.39	
Beans	ROUND GREEN TYPE	12 oz bag	3.99 - 4.99	35	4.42		4.99	3	4.99		3.99	10	3.99	
Beans	ROUND GREEN TYPE	per lb	1.99	9	1.99						4.49	11	4.49	
Beets		per bunch	1.99	8	1.99									
Broccoli		per bunch					3.99	40	3.99					
Broccoli		per lb								1.49	7	1.49		
Broccoli	CROWN CUT	per lb								2.49	245	2.49		
Brussels Sprouts		1 lb bag	2.99 - 3.99	215	3.95					1.99	19	1.99		
Carrots		1 lb bag	1.50	131	1.50		1.50	34	1.50					
Carrots		2 lb bag	3.99	190	3.99									
Carrots		per lb								1.29	13	1.29		
Carrots	BABY PEELED	1 lb bag	1.29 - 1.99	697	1.42		1.49 - 1.50	544	1.49		1.49 - 1.69	743	1.49	
Cauliflower		each								4.49	9	4.49		
Celery		each					1.50 - 2.49	74	2.04					
Celery	HEARTS	per package	0.99 - 3.99	227	3.12		3.49	14	3.49		2.00 - 3.98	36	2.77	
Collards		per bunch	3.50	190	3.50									
Cucumbers		per lb	2.99	8	2.99									
Cucumbers	LONG SEEDLESS - Greenhouse	each	2.54	122	2.54		2.54	86	2.54		2.54	67	2.54	
Kale		per bunch	2.50 - 3.50	210	3.40									
Lettuce	Green Leaf	per lb								1.99	13	1.99		
Lettuce	Iceberg	each	3.49	183	3.49		3.49	14	3.49					
Lettuce	Red Leaf	per lb								1.99	13	1.99		

Wtd Avg - Simple weighted average



Commodity	Variety	Unit	NORTHEAST U.S.				SOUTHEAST U.S.				MIDWEST U.S.			
			Price Range	Number of Ads	Wtd Avg Price	% Marked Local	Price Range	Number of Ads	Wtd Avg Price	% Marked Local	Price Range	Number of Ads	Wtd Avg Price	% Marked Local
Lettuce	Romaine (Hearts)	3 count	3.99	17	3.99		3.99 - 4.49	12	4.37		3.99	29	3.99	
Mixed Mini Sweet Peppers		1 lb package					3.98	52	3.98					
Mushrooms	CREMINI	8 oz package	3.50 - 3.99	59	3.79		3.49 - 3.50	594	3.49					
Mushrooms	PORTOBELLA	6 oz package	3.50	24	3.50		3.50	228	3.50					
Mushrooms	WHITE	8 oz package	3.50 - 3.99	59	3.79		3.50	228	3.50		2.99 - 3.49	45	3.06	
Peppers (Bell Type)	GREEN	per lb	2.79	8	2.79									
Peppers (Bell Type)	ORANGE	per lb					3.88	86	3.88					
Peppers (Bell Type)	RED	per lb	3.88	122	3.88						3.88	67	3.88	
Salad (Mixed Types)		10-12 oz package	5.49	34	5.49						1.67	11	1.67	
Salad (Mixed Types)		5-9 oz package	2.00 - 5.49	887	3.11	5	2.00 - 4.99	386	2.09		2.97 - 3.50	290	3.44	
Spinach	FLAT TYPE	1 lb package									4.99	6	4.99	
Spinach	FLAT TYPE	5-7 oz package					3.50	52	3.50		3.98	16	3.98	
Squash	Butternut	per lb	0.99	9	0.99									
Squash	Zucchini	per lb	2.99	38	2.99						0.49	7	0.49	
Sweet Potatoes		3 lb bag					4.49	74	4.49					
Sweet Potatoes		per lb	1.49 - 1.99	74	1.93									
Tomatoes		per lb	3.99	16	3.99						2.49	13	2.49	
Tomatoes	GRAPE TYPE	1 pint package					4.49	74	4.49		2.00 - 3.00	63	2.88	
Tomatoes	GRAPE TYPE	10 oz package	3.99	38	3.99									
Tomatoes	VINE RIPES - Greenhouse	per lb	3.79	9	3.79									
Tomatoes	VINE RIPES - ON THE VINE - Greenhouse	per lb					1.78	187	1.78					

OTHER SPECIALTY CROP ITEMS

Hemp (Seed) Oil		16 oz					16.99	52	16.99					
Hemp Protein		12 oz	11.89	9	11.89									
Hemp Protein		32 oz									25.99	13	25.99	
Hemp Seeds Shelled		12 oz	12.79 - 14.99	131	12.94		14.99 - 15.19	138	15.11		11.49 - 13.59	80	13.25	
Hemp Seeds Shelled		16 oz	14.99 - 16.59	17	15.74		14.99	52	14.99					
Hemp Seeds Shelled		7 oz	9.59 - 11.99	131	9.75		10.39 - 11.99	138	10.99		7.69 - 9.59	80	9.28	
Hemp Seeds Shelled		8 oz	9.79	9	9.79		10.49	52	10.49					

Wtd Avg - Simple weighted average



Commodity	Variety	Unit	SOUTH CENTRAL U.S.				SOUTHWEST U.S.				NORTHWEST U.S.			
			Price Range	Number of Ads	Wtd Avg Price	% Marked Local	Price Range	Number of Ads	Wtd Avg Price	% Marked Local	Price Range	Number of Ads	Wtd Avg Price	% Marked Local
FRUIT														
Apples	Envy	per lb	2.21	75	2.21		1.99	8	1.99		2.21	22	2.21	
Apples	Fuji	3 lb bag									3.99	17	3.99	
Apples	Fuji	per lb	2.21	75	2.21		2.21 - 2.29	117	2.22		1.39 - 2.21	48	1.95	
Apples	Gala/Royal Gala	2 lb bag					3.99	146	3.99					
Apples	Gala/Royal Gala	3 lb bag	3.89	274	3.89						3.99	17	3.99	
Apples	Gala/Royal Gala	per lb	1.99	91	1.99		1.99 - 2.29	215	2.00					
Apples	Granny Smith	2 lb bag	3.49	9	3.49									
Apples	Granny Smith	per lb					2.29	8	2.29					
Apples	Honeycrisp	2 lb bag	4.99 - 5.89	182	5.72		6.99	187	6.99		5.89	1	5.89	
Apples	Honeycrisp	per lb	1.47 - 3.88	378	1.95		3.88	109	3.88		1.59 - 3.88	51	2.62	
Apples	OPAL	2 lb bag					1.99	53	1.99					
Avocados	Hass	each					1.25 - 1.50	283	1.41		1.50 - 2.00	78	1.61	
Avocados	Hass-Marked Large	each	2.00	107	2.00		2.00	184	2.00		2.00	4	2.00	
Avocados	Hass-Marked Medium	each					2.00	26	2.00					
Bananas		per lb	0.79	92	0.79		0.79	23	0.79		0.79	26	0.79	
Blackberries		5.6-6 oz package	3.50 - 4.99	124	4.64		5.29	14	5.29		2.98	21	2.98	
Blueberries		1 pint (11-12 oz cntr w/ lid)	4.98	107	4.98		5.98	184	5.98		5.98	4	5.98	
Blueberries		6 oz package	3.50 - 4.99	151	4.59		4.99	8	4.99					
Clementines		2 lb bag	3.99	9	3.99									
Grapefruit	RED	each					1.99	8	1.99					
Kiwifruit	Hayward	1 lb bag									3.98	4	3.98	
Kiwifruit	Hayward	1-lb containers with lids	3.98 - 4.43	182	4.17		2.99 - 3.98	306	3.59	39	4.43	22	4.43	
Lemons		2 lb bag					4.49	14	4.49		2.00	10	2.00	
Lemons		each					0.79	8	0.79		0.78	81	0.78	
Mangoes	Round Varieties	each									3.00	16	3.00	
Mangoes	Yellow Varieties	each									1.67 - 2.99	33	2.51	
Oranges	Navel	3 lb bag	4.49 - 4.98	222	4.73		4.98	184	4.98		4.98	4	4.98	
Oranges	Navel	per lb	1.99	95	1.99		1.79 - 1.99	271	1.79		1.49	28	1.49	60
Oranges	Navel, Cara Cara	3 lb bag	4.98	107	4.98		4.98	184	4.98		4.98	4	4.98	
Pears	Bartlett	per lb									2.48	81	2.48	
Pineapples		each	3.98	107	3.98		3.98	184	3.98		3.98	4	3.98	
Raspberries		1 pint (11-12 oz cntr w/ lid)					3.99	40	3.99					
Raspberries		6 oz package	4.99	95	4.99		3.99 - 5.29	270	4.06					
Strawberries		1 lb package	3.98 - 7.99	251	5.12		3.98 - 4.99	846	4.47		3.98 - 5.99	459	4.70	
Tangerines/Mandarins		2 lb bag	2.97 - 5.54	669	3.96		2.88 - 6.49	524	3.90		2.99 - 5.99	50	4.77	

POTATOES & ONIONS

Wtd Avg - Simple weighted average



Commodity	Variety	Unit	SOUTH CENTRAL U.S.				SOUTHWEST U.S.				NORTHWEST U.S.			
			Price Range	Number of Ads	Wtd Avg Price	% Marked Local	Price Range	Number of Ads	Wtd Avg Price	% Marked Local	Price Range	Number of Ads	Wtd Avg Price	% Marked Local
Potatoes	RUSSET	5 lb bag					4.99	8	4.99					
Potatoes	RUSSET	per lb	1.49	92	1.49		1.49	23	1.49		1.49	26	1.49	
VEGETABLES														
Artichokes		each					3.00	5	3.00					
Asparagus	GREEN	per lb	3.48	107	3.48		3.48 - 4.99	309	3.89	5	3.48 - 5.99	84	4.46	
Beans	ROUND GREEN TYPE	12 oz bag	3.99	23	3.99		3.00	122	3.00					
Beets		per bunch					1.69 - 1.99	16	1.84					
Broccoli		per bunch	3.69	6	3.69		2.49 - 3.49	136	2.59	89				
Broccoli		per lb					1.99 - 2.99	51	2.63	52	3.98	6	3.98	
Brussels Sprouts		1 lb bag					3.00	122	3.00					
Carrots		2 lb bag					2.99	358	2.99		2.99	287	2.99	
Carrots		per bunch					2.49 - 2.99	27	2.79		1.98	21	1.98	
Carrots		per lb	1.29	92	1.29		1.29	23	1.29		1.29	26	1.29	
Carrots	BABY PEELED	1 lb bag	1.49 - 1.99	393	1.55		1.50	193	1.50		1.99	23	1.99	
Cauliflower		each					2.99	146	2.99					
Cauliflower		per lb					1.29	53	1.29					
Celery		each	1.99 - 2.49	73	2.22		1.50 - 2.50	32	1.92		1.49 - 1.50	78	1.49	
Celery	HEARTS	per package					2.50	20	2.50					
Cilantro		per bunch					1.49	146	1.49					
Cucumbers		each									1.50	7	1.50	
Cucumbers	LONG SEEDLESS - Greenhouse	each	2.54	75	2.54		2.54	109	2.54		2.54	22	2.54	
Kale		per bunch					0.99 - 1.50	73	1.13		2.50 - 3.00	26	2.63	
Lettuce	Green Leaf	each	1.99	92	1.99		1.99	23	1.99		1.99	26	1.99	
Lettuce	Iceberg	each	2.99	34	2.99									
Lettuce	Red Leaf	each	1.99	92	1.99		1.99	23	1.99					
Lettuce	Red Leaf	per lb									1.99	26	1.99	
Mixed Mini Sweet Peppers		1 lb package	3.98	107	3.98		3.98 - 4.69	198	4.03		3.98	4	3.98	
Mushrooms	CREMINI	8 oz package	3.49	29	3.49									
Mushrooms	PORTOBELLA	6 oz package	3.00	5	3.00									
Mushrooms	WHITE	8 oz package	2.58 - 2.99	78	2.90		2.50	73	2.50					
Onions, Green		per bunch					1.49	146	1.49					
Peppers (Bell Type)	ORANGE	each									2.50	11	2.50	
Peppers (Bell Type)	RED	each									2.50	11	2.50	
Peppers (Bell Type)	RED	per lb	3.88	75	3.88						3.99	19	3.99	
Peppers (Bell Type)	YELLOW	each									2.50	11	2.50	
Salad (Mixed Types)		1 lb package	6.00	42	6.00		5.99	122	5.99		4.99	61	4.99	

Wtd Avg - Simple weighted average



Commodity	Variety	Unit	SOUTH CENTRAL U.S.				SOUTHWEST U.S.				NORTHWEST U.S.			
			Price Range	Number of Ads	Wtd Avg Price	% Marked Local	Price Range	Number of Ads	Wtd Avg Price	% Marked Local	Price Range	Number of Ads	Wtd Avg Price	% Marked Local
Salad (Mixed Types)		10-12 oz package	5.00	64	5.00		5.00	265	5.00					
Salad (Mixed Types)		5-9 oz package	3.50	107	3.50		3.50	184	3.50		3.50 - 4.49	21	4.06	
Spinach	FLAT TYPE	1 lb package					3.99	18	3.99					
Squash	Yellow Crookneck/Straightneck	per lb					2.69	14	2.69					
Squash	Zucchini	per lb					1.59	14	1.59		1.98	81	1.98	
Swiss Chard		per bunch									2.50	11	2.50	
Tomatoes		per lb	2.49	92	2.49		2.49	23	2.49		2.49	26	2.49	
Tomatoes	GRAPE TYPE	1 pint package									3.00	17	3.00	
Tomatoes	GRAPE TYPE	10 oz package					3.33 - 3.99	26	3.48		3.99	287	3.99	
Tomatoes	Vine Ripes - Heirloom Varieties - Greenhouse	per lb					2.99	8	2.99		3.99	11	3.99	
Tomatoes	VINE RIPES - ON THE VINE - Greenhouse	per lb					2.99 - 3.99	46	3.40		2.79 - 2.99	95	2.82	
OTHER SPECIALTY CROP ITEMS														
Hemp (Seed) Oil		16 oz					16.99	184	16.99		16.99	4	16.99	
Hemp Protein		12 oz					11.89	184	11.89		11.89	4	11.89	
Hemp Protein		32 oz	25.99	92	25.99		25.99	23	25.99		25.99	26	25.99	
Hemp Protein		8 oz	15.63	115	15.63									
Hemp Seeds Shelled		12 oz	11.49	92	11.49		11.49 - 14.99	207	14.60		11.49 - 14.99	52	12.65	
Hemp Seeds Shelled		16 oz					14.99	184	14.99		14.99	4	14.99	
Hemp Seeds Shelled		7 oz	7.69	92	7.69		7.69 - 11.99	207	11.51		7.69 - 11.99	52	9.16	
Hemp Seeds Shelled		8 oz					9.99	184	9.99		10.49	4	10.49	

Wtd Avg - Simple weighted average



Commodity	Variety	Unit	ALASKA U.S.				HAWAII U.S.			
			Price Range	Number of Ads	Wtd Avg Price	% Marked Local	Price Range	Number of Ads	Wtd Avg Price	% Marked Local
FRUIT										
Apples	Fuji	per lb	2.99	11	2.99					
Apples	Gala/Royal Gala	per lb	2.99	11	2.99					
Apples	Honeycrisp	2 lb bag	2.99 - 6.99	22	4.99					
Avocados	Hass	each	1.38	3	1.38					
Avocados	Hass-Marked Large	each	2.49	11	2.49					
Avocados	Hass-Marked Small	each	1.79	1	1.79					
Grapefruit	RED	4 lb film bags	5.98	3	5.98					
Strawberries		1 lb package	5.99	11	5.99					
Tangerines/Mandarins		2 lb bag	6.99	11	6.99					
POTATOES & ONIONS										
Onions, Dry	YELLOW	2 lb bag	3.19	1	3.19					
VEGETABLES										
Beans	ROUND GREEN TYPE	12 oz bag	3.98	3	3.98					
Beets		per bunch	2.69	1	2.69					
Broccoli		per lb	1.98	3	1.98					
Carrots	BABY PEELED	2 lb bag	3.99	11	3.99					
OTHER SPECIALTY CROP ITEMS										
Hemp Seeds Shelled		12 oz					18.39	4	18.39	
Hemp Seeds Shelled		7 oz					11.99	4	11.99	

Wtd Avg - Simple weighted average

REGIONAL DEFINITIONS

As used in this report, regions include the following states:	
NORTHEAST U.S.	Connecticut, Delaware, Massachusetts, Maryland, Maine, New Hampshire, New Jersey, New York, Pennsylvania, Rhode Island and Vermont
SOUTHEAST U.S.	Alabama, Florida, Georgia, Mississippi, North Carolina, South Carolina, Tennessee, Virginia and West Virginia
MIDWEST U.S.	Iowa, Illinois, Indiana, Kentucky, Michigan, Minnesota, North Dakota, Nebraska, Ohio, South Dakota and Wisconsin
SOUTH CENTRAL U.S.	Arkansas, Colorado, Kansas, Louisiana, Missouri, New Mexico, Oklahoma, and Texas
SOUTHWEST U.S.	Arizona, California, Nevada and Utah
NORTHWEST U.S.	Idaho, Montana, Oregon, Washington, and Wyoming
ALASKA	Alaska
HAWAII	Hawaii
NATIONAL	Continental United States

1 -- Specialty Crops Market News surveys nearly 271 retailers, comprising over 29,700 individual stores, with online weekly advertised features.

2 -- Date range reflects one week of data collection ending on the report date and encompassing ad pricing good from the Saturday before the report release date through the following Friday.