



Specialty Crops Market News Division U.S. Mexico Canada Agreement Seasonal Perishable Products Weekly Update

Agricultural Marketing Service

Issued Weekly

Friday, April 5, 2024

Update for Week March 31- April 6, 2024

This report provides trend analysis of the volume and prices of Seasonal Perishable commodities. Volume represents current week, and prices represent open (spot) market sales by first handlers on product of generally good quality and condition unless otherwise stated and may include promotional allowances or other incentives. The charts provide graphic representation of the volume and prices of the major commodities this week based on seasonal volume.

Collapse of the Francis Scott Key Bridge Update: Two small shipping lanes (11' depth and 14' depth) opened at the Francis Scott Key Bridge wreck site, allowing the transport of smaller marine vessels and a flat bottom fuel barge. A third lane was expected to open April 3, however, heavy rainstorms accompanied by lightning interrupted efforts.

Asparagus demand is light following the Easter holiday pull. Prices are holding, but with few sales. Growers are considering continued harvest or to let the fields fern out. Most sales are for previously committed business. Movement from Mexico through Calexico, California and Arizona is expected to decrease as operations closed for Easter Holy Week March 27-31st. Trading early was fairly active, late is fairly light. Prices are slightly Higher. 28-pound cartons/crates bunched large are mostly 40.75-42.75, standard are 38.75-40.75; 11-pound cartons/crates bunched jumbo are mostly 22.75, large are mostly 20.75-21.75, standard are mostly 20.75-21.75; organic large are mostly 22.75-24.75, standard are mostly 20.75-24.75. Extra services are included.

Avocado movement from Mexico crossings through Texas is expected to increase. Shippers found more fruit available than earlier anticipated. Due to the increased availability, both prices and demand declined. Growers and shippers look towards Cinco de Mayo as the next big pull for product. Trading for 60s, 70s and 84s are very active, others are fairly active. Prices for 32s are lower, 40s are higher, others are generally unchanged. Cartons 2 layers Hass 32s are mostly 46.25-48.25, 36s are mostly 46.25-48.25, 40s are mostly 46.25-48.25, 48s are mostly 45.25-46.25, 60s are mostly 48.25-49.25, 70s are mostly 38.25-40.25, 84s are mostly 30.25-32.25; organic 48s are mostly 52.25-55.25, 60s are mostly 49.25-52.25, 70s are mostly 40.25-43.25. Extra services are included. Movement from South District California is expected to increase seasonally. Industry sources report cartons 2 layers Hass 32s are mostly 48.25-52.25, 36s are mostly 48.25-52.25, 40s are mostly 46.25-50.25, 48s are mostly 46.25-50.25, 60s are mostly 48.25- 52.25, 70s are mostly 40.25-44.25, and 84s are mostly 32.25-34.25. The first Free On Board (FOB) report is expected to be issued the week of April 7.

Green bell pepper movement from Mexico crossings through Nogales, Arizona is expected about the same. Trading is moderate. Prices jumbo and extra-large are lower, large are higher, others are much lower. 1 1/9-bushel cartons jumbo and extra-large are mostly 20.95-22.95, large are mostly 14.95-16.95, medium are mostly 10.95; Place Pack extra-large are 22.95-24.95, large are mostly 16.95-18.95; irregular size fair quality are 8.95- 12.95. Quality and condition are variable. Movement from Central and South Florida are expected to slightly increase. Trading is moderate. Prices for fair quality are slightly lower, others are generally unchanged. Prices include palletizing and precooling. 1 1/9-bushel cartons jumbo and extra-large are mostly 16.35, large are mostly 14.35, irregular sized fair quality are mostly 12.35. Quality is generally good.

For more information on:

- [Shipping Point Report Details](#)
- [Movement Report Details](#)
- [Generating Custom Reports](#)

For assistance please contact: jeff.main@usda.gov

[Custom Average Tool \(CAT\) Graphing tool and aggregated data source.](#)

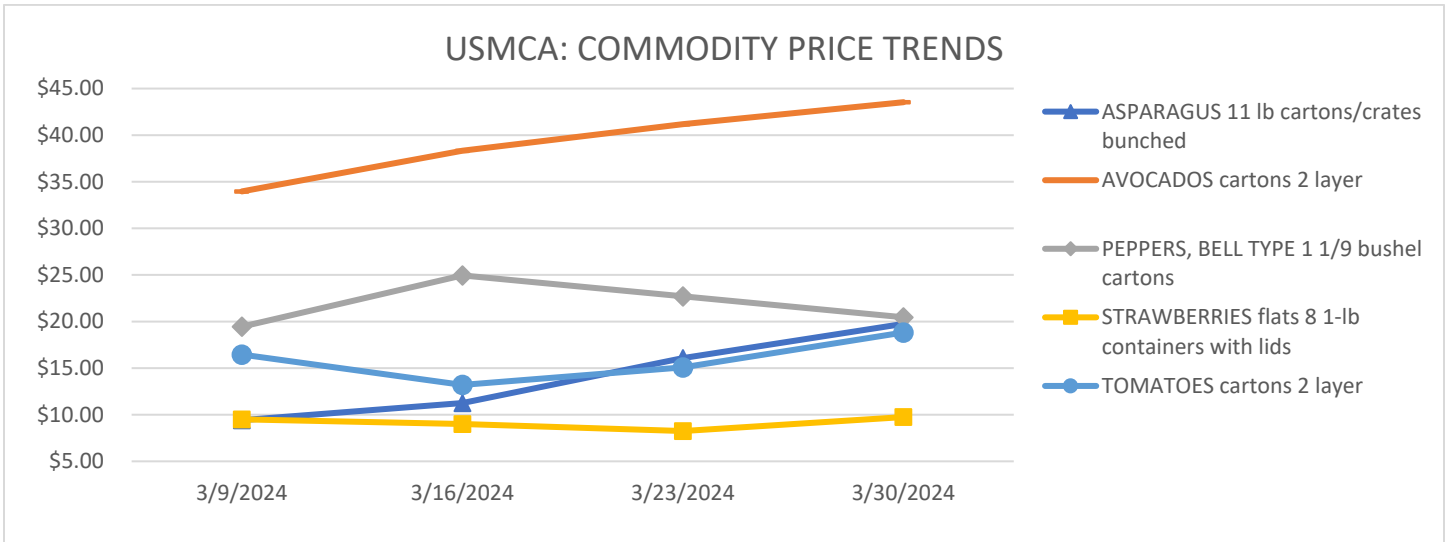
Strawberry crossings from Mexico are steady as domestic shipments from California increase in the last week. Weather conditions improved in Oxnard, Santa Maria, and southern California, early in the week. However, heavy rain hit the growing areas March 29-31 curtailing harvest due to wet fields. With steady volumes circulating in the open market, sale prices are about steady in California and prices are slightly lower in Baja California and Mexico due to quality issues. Strawberry demand is moderate. Movement from Oxnard District California is expected about the same. Trading is fairly active. Prices are higher. Flats 8 1-pound containers with lids large-extra large are mostly 12.00-14.00 organic large-extra large are 18.00-22.00. Quality is generally good. Most present shipments are from prior bookings and/or previous commitments. Movement from Santa Maria California is expected to remain about the same. Trading is fairly active. Prices are higher. Flats 8 1-pound containers with lids large-extra large are mostly 12.00-14.00; organic large-extra large (wide range in prices) are 18.00-22.00. Quality is generally good. Most present shipments are from prior bookings and/or previous commitments. Movement from Salinas-Watsonville, California is expected to increase. Current supplies are insufficient and in too few hands to establish a market. Quality is generally good. The first FOB report is expected to be issued the week of April 7. Movement from Mexico crossings though Otay Mesa, California is expected about the same. Trading is moderate. Prices are generally unchanged. Flats 8 1-pound containers with lids large-extra-large are mostly 12.00; organic large-extra-large (wide range in prices) are 16.00-18.00. Quality is variable. Movement from Mexico crossings through Texas is expected about the same. Trading is moderate. Prices are generally unchanged. Flats 8 1-pound containers with lids medium are mostly 10.00-12.00. Quality is variable. Movement from Eastern North Carolina is expected to increase seasonally. Supplies are fairly light. Trading is fairly active. Prices flats 8 1-pint containers with lids medium-large are mostly 19.00-19.50. Quality is generally good. Most Central Florida shippers have finished the season. Supplies are insufficient and in too few hands to establish a market. This is the last report for the season.

Tomatoes from Mexico continue to be in high demand. Supplies are tight with good quality fruit demanding a higher price. Movement from Mexico crossings though Texas is expected about the same. Trading is fairly active. Prices are slightly higher. Vine Ripes cartons 2-layer 4x4-4x5s are mostly 18.95-20.95, 5x5-5x6s are mostly 19.95-20.95; 25-pound cartons loose 4x4-4x5 sizes are mostly 20.95-22.95, 5x5-5x6 sizes are mostly 21.95-22.95. Quality is generally good. Movement from Mexico crossings through Nogales, Arizona is expected about the same. Trading is Moderate. Prices 5x5-5x6s are slightly lower, others are slightly higher. Cartons 25-pound cartons loose Vine Ripes 4x4-4x5 sizes are mostly 20.95, 5x5-5x6 sizes are 18.95-20.95; 2-layer Vine Ripes 4x4-4x5s are mostly 18.95, 5x5-5x6s are mostly 16.95. Quality is generally good. Movement from Central and South Florida is expected to increase. Trading is very active. Prices are higher. Extra services are included. 25-pound cartons loose Mature Greens 85 percent U.S. One or better. 5x6, 6x6 and 6x7 sizes are 24.95-26.95. Quality is generally good.

The following table provides a four week price trend of the highest traded commodities this week.

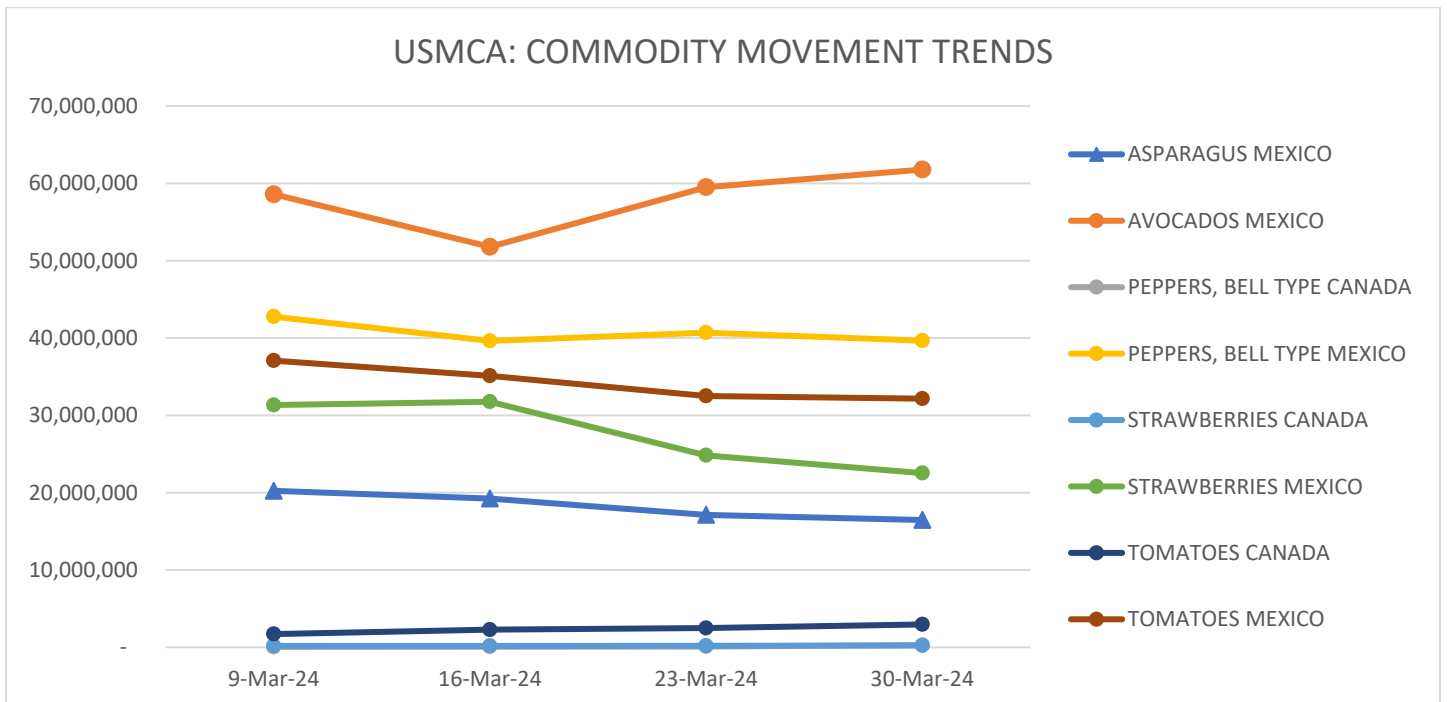
Four Week Price Trend in U.S. Dollars

Commodity	Package	3/9/2024	3/16/2024	3/23/2024	3/30/2024
ASPARAGUS	11 lb. cartons/crates bunched	\$ 9.42	\$ 11.25	\$ 16.08	\$ 19.75
AVOCADOS	cartons 2 layer	\$ 33.96	\$ 38.32	\$ 41.18	\$ 43.54
PEPPERS, BELL TYPE	1 1/9-bushel cartons	\$ 19.45	\$ 24.95	\$ 22.70	\$ 20.45
STRAWBERRIES	flats 8 1-lb containers with lids	\$ 9.50	\$ 9.00	\$ 8.25	\$ 9.75
TOMATOES	cartons 2 layer	\$ 16.45	\$ 13.20	\$ 15.08	\$ 18.83

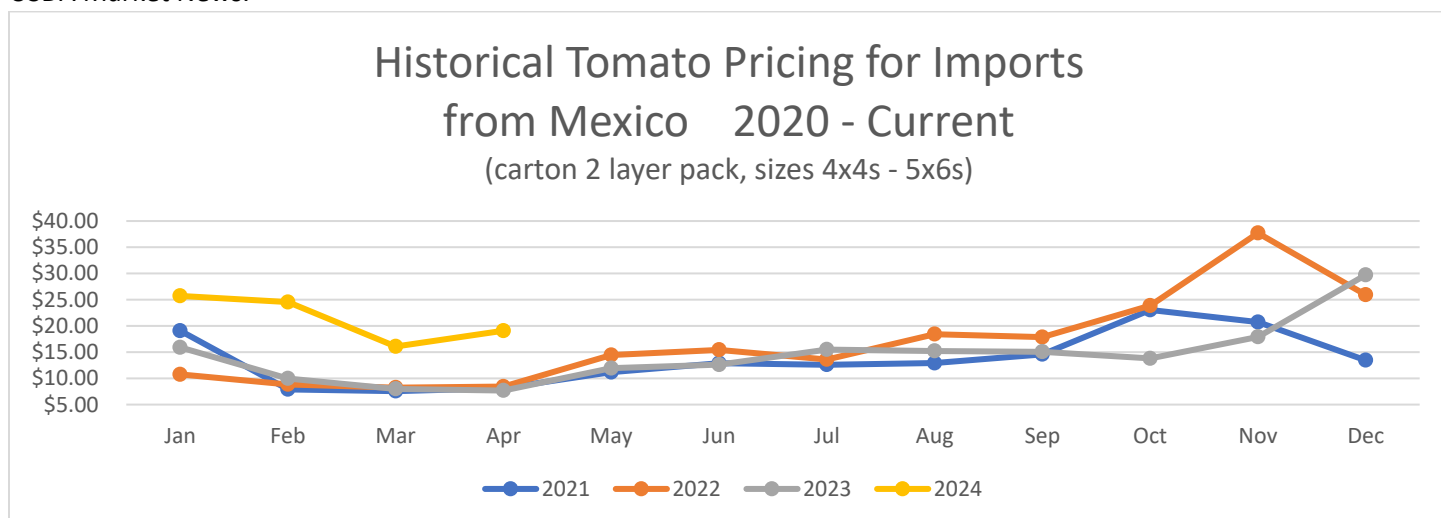


Four Week Movement in Pounds

COMMODITY	ORIGIN	9-Mar-24	16-Mar-24	23-Mar-24	30-Mar-24
ASPARAGUS	MEXICO	20,237,647	19,237,533	17,125,960	16,464,322
AVOCADOS	MEXICO	58,582,974	51,796,620	59,509,454	61,789,606
PEPPERS, BELL TYPE	CANADA	45,335	78,586	98,688	292,385
	MEXICO	42,763,783	39,628,433	40,699,704	39,668,099
STRAWBERRIES	CANADA	178,735	185,090	201,246	233,330
	MEXICO	31,332,049	31,756,712	24,827,230	22,526,026
TOMATOES	CANADA	1,708,010	2,285,358	2,488,046	2,954,627
	MEXICO	37,075,040	35,108,965	32,507,842	32,159,800



The following chart, *Historical Tomato Pricing for Imports from Mexico*, is a four-year view of Mexican tomato prices at shipping point. Tomatoes are shown as they are the most consistently traded year-round. They have the highest volume of product moving between the U.S., Mexico, and Canada, along with a high level of market coverage of tomatoes by USDA Market News.



To be regarded as "seasonal and perishable," agricultural products must meet the following conditions: (1) the products are fresh or chilled products falling under the following HS2002 tariff codes: 0701, 0702, 0703, 0704, 0705, 0706, 0707, 0708, 0709, 0803, 0804, 0805, 0806, 0807, 0808, 0809, 0810; (2) the products are marketed in raw form for consumption without "further processing" ("further processing" refers to e.g. crushing, juicing, canning, or any other process that transforms the product from its raw form); and (3) the products normally are marketed within eight weeks after harvesting.

For information on the imported volume and prices of the remaining Seasonal and Perishable commodities listed below please visit: <https://www.marketnews.usda.gov/mnp/fv-home>

- Potatoes
- Tomatoes
- Onions, shallots, garlic, leeks, and other alliaceous vegetables
- Cabbages, cauliflower, kohlrabi, kale, and similar edible brassicas
- Lettuce (*Lactuca sativa*) and chicory (*Cichorium* spp.)
- Carrots, turnips, salad beets (salad beetroot), salsify, celeriac, radishes, and similar edible roots
- Cucumbers, including gherkins
- Leguminous vegetables, shelled or unshelled
- Other vegetables, fresh or chilled: asparagus, eggplants, celery, mushrooms and truffles, peppers (*Capsicum* or of the genus *Pimenta*), spinach, artichokes, olives, pumpkins, squash, and gourds
- Bananas and plantains
- Dates, figs, pineapples, avocados, guavas, mangoes, and mangosteens
- Citrus fruit
- Grapes
- Melons (including watermelons) and papayas (papaws)
- Apples, pears, and quinces
- Apricots, cherries, peaches (including nectarines), plums (including prune plums) and sloes
- Other fruit: strawberries, raspberries, blackberries, mulberries, loganberries, black, white, or red currants and gooseberries (other than kiwifruit), cranberries, blueberries, and other fruits of the genus *Vaccinium*, kiwifruit, durians, persimmons,
- Other berries; tamarinds