



Advertised Prices for Specialty Crops Products at Major Retail Supermarket Outlets ending during the period of 4/6/2024 to 4/18/2024

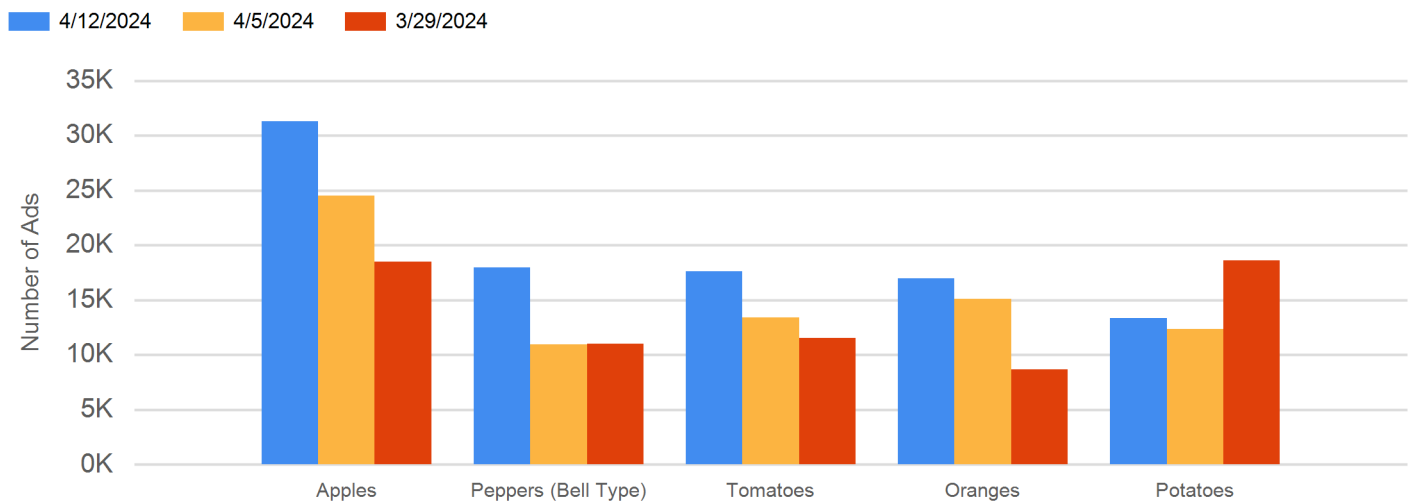
Welcome Spring

Springtime was the vibe this week for stores across the country. With weather warming up, retailers shifted to specials on springtime favorite fruits such as strawberries, raspberries, blackberries, lemons, and cantaloupes. Vegetables like asparagus, artichokes, corn, and radishes were popular as well. New crop items will soon be rolling in as local deals get underway. Texas 1015 onions have made it to market, and Georgia's Vidalia onions are not far behind. Daffodils and tulips were again plentiful in floral departments.

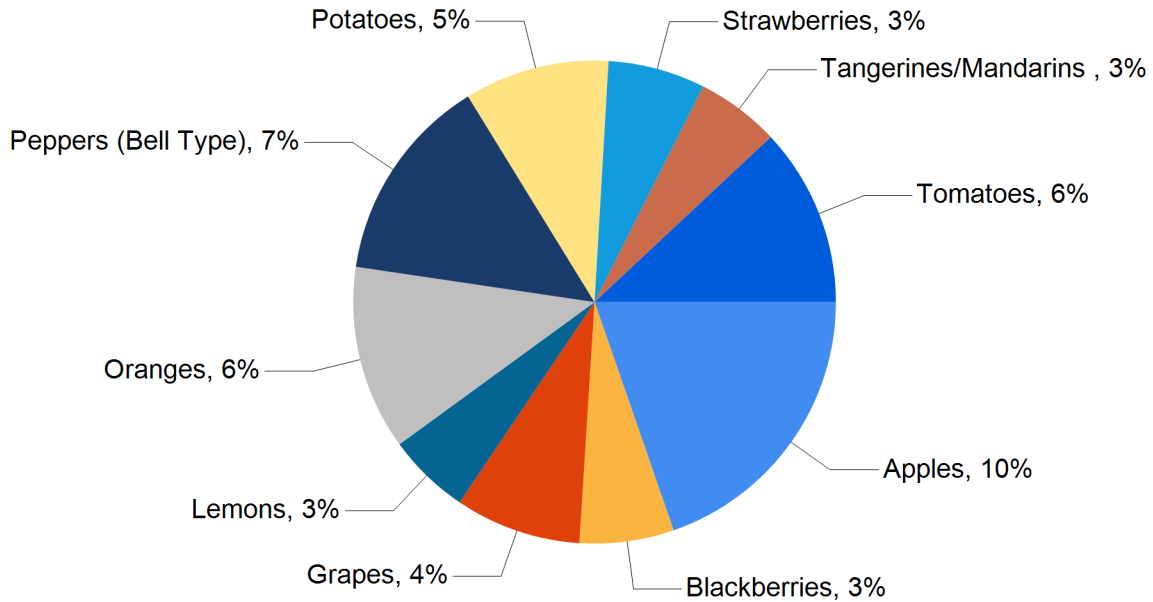
Total ad numbers this week were 288,391, a 4% increase from last week's total of 277,695. The total for the same week last year was 6% lower at 272,627. The total number of ads broken out by commodity groups: fruit 151,174 (55% of all ads), onions and potatoes 19,020 (7%), vegetables 106,471 (37%), herbs 1,329, ornamentals 998, and hemp 4,728. The number of ads for organic produce was 35,952, 12% of total ads.

The following are the prices of major advertised items (3,000 plus ads) this week, compared to the same week last year. Significant increases in price for fruit this week included seedless grapes (red at 48%, white at 34%), tangerines (3 lb. bag) at 22%, Pink Lady apples (3 lb. bag) at 21%, and lemons (2 lb. bag) at 12%. Significant decreases included pineapples (ea.) at 32%, Honeycrisp apples at 27%, Navel oranges (per lb.) at 21%, and strawberries (1 lb.) at 11%. There were no significant changes for potatoes and onions this week. Significant increases in price for vegetables this week included asparagus at 22% and red bell peppers are 17%. There were no significant decreases.

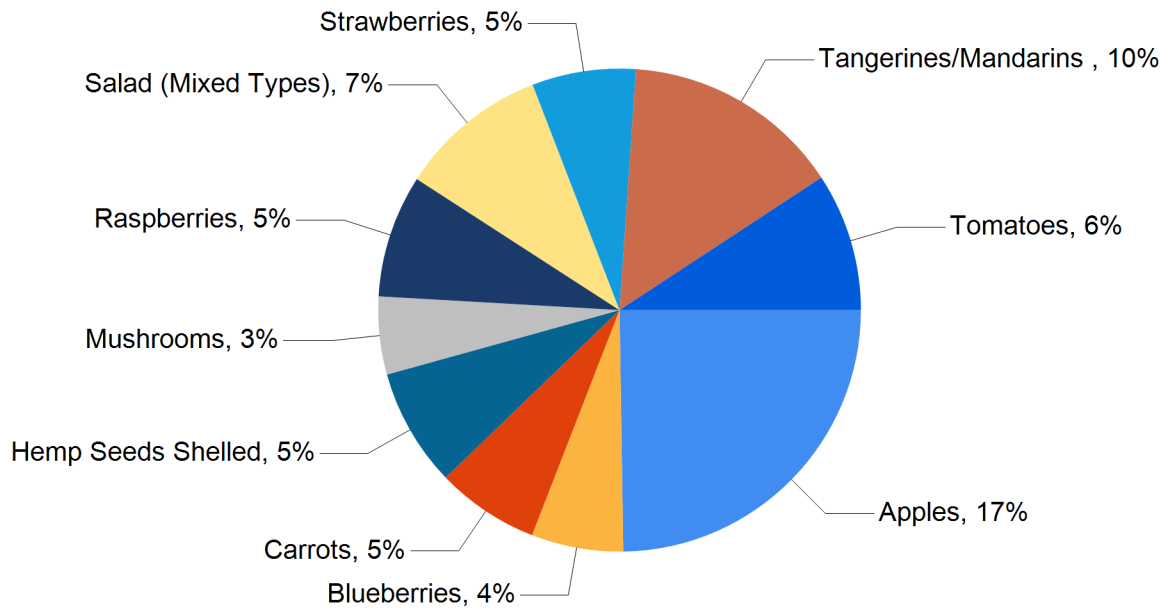
Top 5 Commodities Featured This Week



Top 10 Commodities as Percentage of Total Conventional Ads

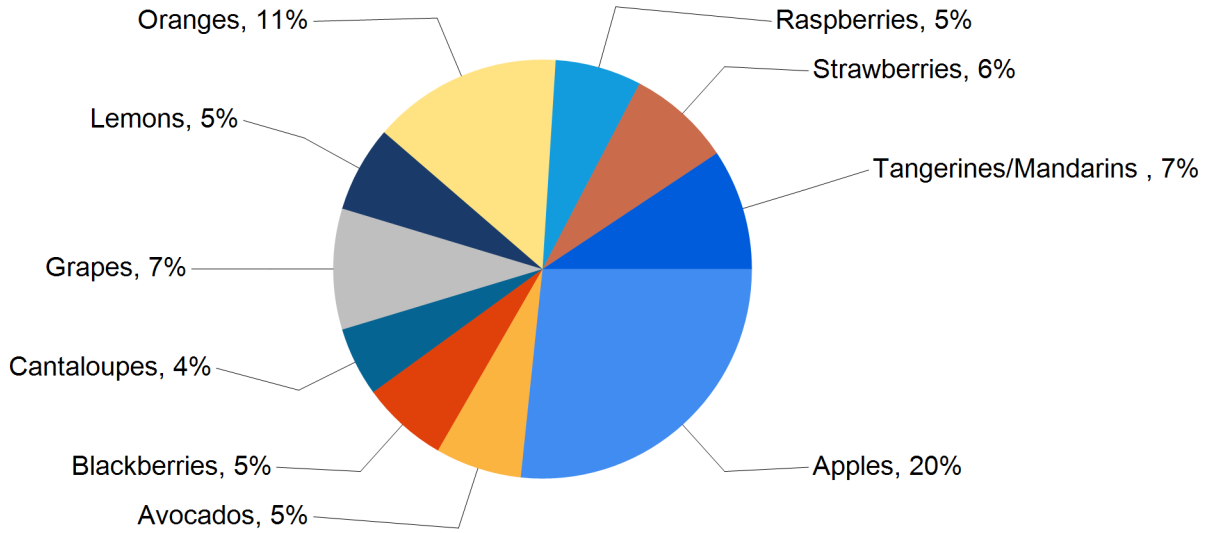


Top 10 Commodities as Percentage of Total Organic Ads

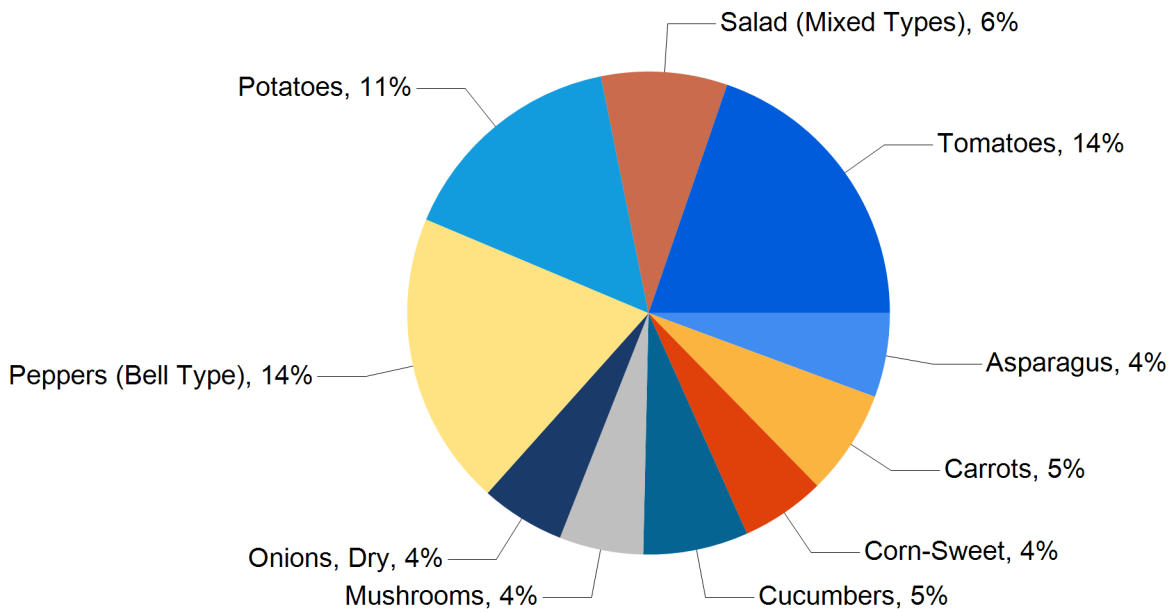


Wtd Avg - Simple weighted average

Top 10 Fruits as Percentage of Total Fruit Ads



Top 10 Vegetables as Percentage of Total Vegetable Ads Including Onions and Potatoes



Wtd Avg - Simple weighted average

NATIONAL CONVENTIONAL SUMMARY
 (not including AK & HI)

Fruit								
Commodity	Variety	Unit	THIS WEEK		LAST WEEK		LAST YEAR	
			Number of Ads	Wtd Avg Price	Number of Ads	Wtd Avg Price	Number of Ads	Wtd Avg Price
Apple Pears		per lb	453	1.76	6	2.49	86	2.06
Apples	Ambrosia	2 lb bag	119	1.99				
Apples	Ambrosia	per lb	218	2.49	240	0.96		
Apples	Empire	per lb	9	0.99				
Apples	Envy	2 lb bag	119	1.99	131	2.50		
Apples	Envy	per lb	506	2.00	93	2.25		
Apples	Fuji	3 lb bag	1,610	3.92	983	3.83	106	4.22
Apples	Fuji	5 lb bag	200	4.93	21	5.99	13	6.99
Apples	Fuji	per lb	1,971	1.23	1,899	1.56	1,878	1.66
Apples	Gala/Royal Gala	2 lb bag	46	3.98	186	2.57	46	2.91
Apples	Gala/Royal Gala	3 lb bag	3,836	3.92	761	3.66	339	3.79
Apples	Gala/Royal Gala	5 lb bag	210	4.88	310	4.13	13	6.99
Apples	Gala/Royal Gala	per lb	1,020	1.76	1,604	1.57	1,207	1.70
Apples	Golden Delicious	2 lb bag	52	2.91	167	2.57	35	2.88
Apples	Golden Delicious	3 lb bag	129	3.35	122	3.56	89	4.12
Apples	Golden Delicious	5 lb bag	24	3.94	289	3.99		
Apples	Golden Delicious	per lb	43	1.16	83	1.66	50	1.31
Apples	Granny Smith	2 lb bag	44	2.99	10	2.99		
Apples	Granny Smith	3 lb bag	2,053	4.09	403	4.08	31	4.99
Apples	Granny Smith	per lb	1,827	1.48	1,494	1.53	1,319	1.64
Apples	Honeycrisp	3 lb bag	545	4.75	1,177	3.05		
Apples	Honeycrisp	per lb	4,095	1.63	3,831	1.68	3,813	2.22
Apples	McIntosh	3 lb bag	419	3.46	202	3.91		
Apples	McIntosh	5 lb bag	190	4.99				
Apples	OPAL	2 lb bag	119	1.99				
Apples	OPAL	per lb	42	0.99	9	2.46		
Apples	Pinata	per lb	14	1.99				
Apples	Pink Lady/Cripps Pink	3 lb bag	3,947	3.51	278	3.05	2,103	2.89
Apples	Pink Lady/Cripps Pink	per lb	226	1.27	791	1.19	1,013	1.65
Apples	Red Delicious	2 lb bag	44	2.99	186	2.57	35	2.88
Apples	Red Delicious	3 lb bag	862	3.81	354	3.84	425	3.57
Apples	Red Delicious	5 lb bag	306	4.61	335	4.26	452	4.36
Apples	Red Delicious	per lb	560	0.98	1,471	1.42	840	1.79

Wtd Avg - Simple weighted average



National Retail Report - Specialty Crops
Friday, April 12, 2024 - Page 5

Commodity	Variety	Unit	THIS WEEK		LAST WEEK		LAST YEAR	
			Number of Ads	Wtd Avg Price	Number of Ads	Wtd Avg Price	Number of Ads	Wtd Avg Price
Apples, Processed	Juice	128 oz (1 gallon)	38	6.99	252	5.99	187	2.50
Apples, Processed	Juice	64 oz (1/2 gallon)	2,746	2.77	2,392	2.67	2,998	2.49
Apples, Processed	Juice	96 oz (3/4 gallon)	31	2.73			17	1.99
Apples, Processed	Juice Marked Cider	64 oz (1/2 gallon)	81	2.88	51	2.24	293	3.30
Avocados	Hass	each	2,199	1.35	4,197	1.16	7,574	1.16
Avocados	Hass-Marked Extra Large	each	455	2.02	567	1.62		
Avocados	Hass-Marked Large	each	1,991	1.65	698	1.62		
Avocados	Hass-Marked Medium	each	1,396	1.32	706	1.18		
Avocados	Hass-Marked Small	each	137	0.51	137	0.50		
Avocados	Various Greenskin Varieties	each	638	2.30			21	0.68
Bananas		per lb	812	0.49	704	0.46	582	0.61
Blackberries		5.6-6 oz package	8,155	2.86	6,826	2.62	6,394	2.79
Blueberries		1 pint (11-12 oz cntr w/ lid)	2,239	3.74	1,755	3.22		
Blueberries		18 oz package	155	6.28	807	6.04	520	6.50
Blueberries		6 oz package	1,418	3.12	1,665	2.97	2,011	2.65
Cantaloupes		each	5,715	2.90	5,400	2.86	7,032	2.68
Cantaloupes		per lb	408	0.68	701	0.68	438	0.93
Clementines		2 lb bag	108	3.41	381	4.48	379	3.51
Clementines		3 lb bag	1,470	5.09	950	4.18	774	3.86
Clementines		5 lb bag	71	5.98				
Grapefruit	RED	5 lb bag	2,359	5.39	519	5.37		
Grapefruit	RED	each	731	1.41	1,404	1.21	299	1.27
Grapefruit	RED	per lb	25	0.97	128	1.90	43	1.04
Grapes	Black Seedless	per lb	2,347	2.77	3,926	2.65	2,958	2.19
Grapes	Red Seedless	per lb	5,164	3.07	7,858	2.73	9,629	2.07
Grapes	White Seedless Type	per lb	3,351	3.29	5,271	3.37	3,566	2.46
Honeydews		each	954	4.16	1,463	4.04	793	4.05
Honeydews		per lb	16	0.79	171	0.95	177	0.99
Kiwifruit	Hayward	1 lb bag	40	2.57				
Kiwifruit	Hayward	1-lb containers with lids	146	3.99	541	2.05		
Kiwifruit	Hayward	2-lb containers with lids	392	5.58	305	4.09		
Kiwifruit	Hayward	each	115	0.68	291	0.69	582	0.52
Lemons		1 lb bag	567	3.32	538	3.03		
Lemons		2 lb bag	3,856	3.69	699	3.24	4,416	3.30
Lemons		each	2,591	0.69	2,199	0.57	1,327	0.61
Lemons		per lb	135	0.70	137	0.72	122	0.81

Wtd Avg - Simple weighted average



Commodity	Variety	Unit	THIS WEEK		LAST WEEK		LAST YEAR	
			Number of Ads	Wtd Avg Price	Number of Ads	Wtd Avg Price	Number of Ads	Wtd Avg Price
Limes		each	1,499	0.53	1,626	0.49	1,091	0.33
Limes		per lb	22	1.06	95	1.39	6	0.99
Mangoes	Round Varieties	each	3,590	1.51	3,526	1.33		
Mangoes	Round Varieties Marked Extra Large	each	116	2.30	31	2.50		
Mangoes	Round Varieties Marked Large	each	927	1.17	555	1.54		
Mangoes	Round Varieties Marked Medium	each	6	1.25	8	0.99		
Mangoes	Round Varieties Marked Small	each	30	0.99	303	0.50		
Mangoes	Yellow Varieties	each	1,484	0.96	1,720	1.01		
Mangoes	Yellow Varieties Marked Large	each	20	1.59	77	0.99		
Mangoes	Yellow Varieties Marked Small	per lb	7	2.99				
Nectarines	Various White Flesh Varieties	per lb	30	1.79	256	2.99		
Nectarines	Various Yellow Flesh Varieties	per lb	29	2.89	66	2.96	11	2.49
Oranges	Navel	3 lb bag	2,431	4.22	864	4.27	2,676	3.76
Oranges	Navel	4 lb bag	2,728	4.17	1,100	4.34	2,089	3.78
Oranges	Navel	8 lb bag	120	5.00	840	6.54	435	5.48
Oranges	Navel	each	2,199	1.08	3,860	1.06	1,892	0.93
Oranges	Navel	per lb	3,060	0.97	3,312	1.36	2,546	1.23
Oranges	Navel, Cara Cara	3 lb bag	4,369	3.84	873	4.02		
Oranges	Navel, Cara Cara	4 lb bag	183	3.99				
Oranges	Navel, Cara Cara	each	513	1.22	2,067	1.20		
Oranges	Navel, Cara Cara	per lb	299	1.61	708	1.62		
Oranges	Valencia	per lb	11	1.29				
Papaya	Maradol/Tainung Types	each	13	0.99				
Papaya	Maradol/Tainung Types	per lb	161	1.48	52	1.25	738	0.97
Peaches	Various Yellow Flesh Varieties	per lb	4	2.99	66	2.96	24	3.49
Pears	Bartlett	per lb	2,807	1.90	2,084	1.96	1,628	1.67
Pears	Bosc	per lb	1,433	1.92	940	1.80	796	1.83
Pears	D'Anjou	per lb	1,988	1.94	1,480	1.60	2,452	1.82
Pineapples		each	5,284	2.17	1,629	2.87	2,011	3.17
Pineapples		per lb	329	0.86	239	0.82	339	0.85
Plums		per lb	716	2.66	280	2.85	172	2.31
Raspberries		1 pint (11-12 oz cntr w/ lid)	120	4.99	413	5.99		
Raspberries		6 oz package	5,021	2.99	7,610	2.87		
Strawberries		1 lb package	7,137	2.70	4,882	2.87	4,370	3.04
Strawberries		2 lb package	1,257	4.16	918	5.73	188	4.61
Tangelos		3 lb bag	395	5.99	98	4.67	227	4.99
Tangelos		each	491	1.22	9	1.25	27	1.00

Wtd Avg - Simple weighted average



Commodity	Variety	Unit	THIS WEEK		LAST WEEK		LAST YEAR	
			Number of Ads	Wtd Avg Price	Number of Ads	Wtd Avg Price	Number of Ads	Wtd Avg Price
Tangelos		per lb	56	0.99	90	0.99	29	1.42
Tangerines/Mandarins		2 lb bag	1,354	4.14	510	3.93	1,132	4.89
Tangerines/Mandarins		3 lb bag	5,484	4.56	12,689	4.16	5,634	3.73
Tangerines/Mandarins		5 lb package	13	4.99	277	6.89	65	7.99
Tangerines/Mandarins		each	44	0.88	48	0.66	31	1.47
Tangerines/Mandarins		per lb	310	2.05	266	2.23	392	1.51
Watermelons	Red Flesh Seedless Miniature	each	540	4.52	850	4.40	1,157	4.60
Watermelons	Red Flesh Seedless Type	each	14	6.99			618	7.48

Potatoes & Onions

Commodity	Variety	Unit	THIS WEEK		LAST WEEK		LAST YEAR	
			Number of Ads	Wtd Avg Price	Number of Ads	Wtd Avg Price	Number of Ads	Wtd Avg Price
Onions, Dry	RED	2 lb bag	8	3.00			252	1.83
Onions, Dry	RED	per lb	530	1.74	196	1.05	1,540	1.19
Onions, Dry	WHITE	per lb	442	1.36	322	0.95	3,271	1.11
Onions, Dry	YELLOW	2 lb bag	411	1.67	83	1.53	1,141	1.43
Onions, Dry	YELLOW	3 lb bag	857	2.75	2,002	2.58	2,702	2.68
Onions, Dry	YELLOW	5 lb bag	9	3.48			46	3.99
Onions, Dry	YELLOW	per lb	787	0.93	622	0.85	407	0.95
Onions, Dry	YELLOW MARKED SWEET	2 lb bag	466	1.70	28	3.00	518	1.49
Onions, Dry	YELLOW MARKED SWEET	3 lb bag	137	3.76	116	4.06	154	3.09
Onions, Dry	YELLOW MARKED SWEET	per lb	1,436	1.39	1,559	1.20	1,622	1.20
Potatoes	ROUND RED	3 lb bag	204	2.52	336	2.50	199	3.15
Potatoes	ROUND RED	5 lb bag	1,194	4.48	1,509	3.79	2,438	3.62
Potatoes	ROUND RED	per lb	707	1.03	950	1.07	272	1.08
Potatoes	ROUND WHITE	10 lb bag	19	2.99	8	2.99		
Potatoes	ROUND WHITE	5 lb bag	240	2.96	106	3.05	92	3.01
Potatoes	ROUND WHITE	per lb	38	1.09	139	1.90	75	1.20
Potatoes	RUSSET	10 lb bag	869	3.76	1,839	4.28	294	5.03
Potatoes	RUSSET	3 lb bag	153	3.70	56	2.22	41	2.36
Potatoes	RUSSET	5 lb bag	1,937	2.45	4,271	2.84	1,931	2.98
Potatoes	RUSSET	8 lb bag	42	2.36	478	3.93	437	4.89
Potatoes	RUSSET	per lb	3,933	1.06	1,049	1.00	663	1.13
Potatoes	YELLOW TYPE	3 lb bag	211	2.33	275	2.34	147	3.16
Potatoes	YELLOW TYPE	5 lb bag	2,585	4.25	430	4.48	685	3.85
Potatoes	YELLOW TYPE	per lb	398	1.14	472	1.11	95	0.95

Wtd Avg - Simple weighted average



Vegetables								
Commodity	Variety	Unit	THIS WEEK		LAST WEEK		LAST YEAR	
			Number of Ads	Wtd Avg Price	Number of Ads	Wtd Avg Price	Number of Ads	Wtd Avg Price
Artichokes		each	92	3.14	1,301	2.87	240	2.87
Asparagus	GREEN	per lb	4,175	3.48	5,341	2.72	4,365	2.86
Beans	ROUND GREEN TYPE	12 oz bag	851	2.97	643	3.03		
Beans	ROUND GREEN TYPE	per lb	1,198	1.50	1,177	1.57	2,233	1.93
Beets		per bunch	21	3.07	9	1.99	15	1.17
Beets		per lb	100	1.03	111	0.89	69	0.99
Bok Choy		per lb	13	1.38	35	1.45	24	2.25
Broccoli		per bunch	450	2.55	1,534	2.84	458	2.63
Broccoli		per lb	135	1.45	82	1.20		
Broccoli	CROWN CUT	per lb	2,464	1.73	2,393	2.04	1,494	1.98
Brussels Sprouts		1 lb bag	190	2.99	263	2.72		
Brussels Sprouts		12 oz bag	621	3.08	93	2.79		
Brussels Sprouts		per lb	483	2.45	2,288	2.41	248	2.16
Cabbage	ROUND GREEN TYPE	per lb	2,645	0.63	2,592	0.69	2,999	0.67
Cactus Leaf (Nopales)		each	65	0.69			65	0.69
Cactus Leaf (Nopales)		per lb	14	0.61	27	0.81	171	0.60
Carrots		1 lb bag	1,059	1.15	274	0.99	55	0.92
Carrots		2 lb bag	839	1.75	268	2.14	693	1.68
Carrots		5 lb film bag	50	3.00	558	3.28		
Carrots		per lb	193	0.67	256	0.67	378	0.65
Carrots	BABY PEELED	1 lb bag	2,133	1.27	1,831	1.42	2,833	1.24
Carrots	BABY PEELED	2 lb bag	293	2.73	1,578	2.15	193	2.85
Cauliflower		each	489	2.71	1,057	2.89	356	3.05
Cauliflower		per lb	390	1.08	283	1.40	16	1.99
Celery		each	2,184	1.60	1,893	1.65	858	1.49
Celery		per lb	305	1.68	141	1.66	16	1.52
Celery	HEARTS	per package	75	2.21	661	2.65		
Chayote		each	455	0.74	91	0.50	112	0.70
Chayote		per lb	134	0.91	83	0.79		
Chinese Cabbage		per lb	9	0.79			266	2.18
Cilantro		per bunch	1,209	0.77	905	0.72	1,661	0.51
Collards		per bunch	139	2.40	11	0.99		
Collards		per lb	248	1.06				
Corn-Sweet		each	4,805	0.56	3,998	0.61	3,650	0.58
Corn-Sweet		trays 4-5 ears film wrapped	538	4.32	345	4.93		
Cucumbers		each	2,230	0.80	964	0.65	2,523	0.65

Wtd Avg - Simple weighted average



Commodity	Variety	Unit	THIS WEEK		LAST WEEK		LAST YEAR	
			Number of Ads	Wtd Avg Price	Number of Ads	Wtd Avg Price	Number of Ads	Wtd Avg Price
Cucumbers		per lb	62	0.72	9	0.33	25	0.55
Cucumbers	LONG SEEDLESS - Greenhouse	each	2,899	1.94	2,315	1.49	3,494	1.30
Eggplant		each	81	2.15			80	1.08
Eggplant		per lb	123	1.55	361	1.53	1,210	1.48
Garlic		per sleeve	457	1.99	372	1.66	524	1.30
Jalapeno Peppers		per lb	2,852	1.42	1,029	1.41	846	2.00
Kale		per bunch	124	1.26	62	0.93	62	0.93
Kale		per lb	237	1.07	20	1.49		
Leeks		per bunch	52	3.99				
Lettuce	Green Leaf	each	32	2.23	327	1.78	361	1.87
Lettuce	Iceberg	each	286	1.59	572	1.49	589	1.60
Lettuce	Red Leaf	each	32	2.23	197	1.64	353	1.87
Lettuce	Romaine	each	79	2.19	124	1.43	434	1.84
Lettuce	Romaine (Hearts)	3 count	213	2.83	35	3.72	512	2.28
Mixed Mini Sweet Peppers		1 lb package	896	4.03	834	3.25	865	3.64
Mushrooms	CREMINI	8 oz package	1,356	1.99	1,569	2.13		
Mushrooms	PORTOBELLA	6 oz package	378	3.29	31	3.54	24	3.84
Mushrooms	WHITE	8 oz package	2,300	1.79	1,600	2.15	1,593	2.06
Onions, Green		per bunch	987	0.81	844	0.64	1,321	0.59
Peppers (Bell Type)	GREEN	each	1,980	0.89	673	0.79	640	0.83
Peppers (Bell Type)	GREEN	per lb	618	1.53	387	1.71	488	1.72
Peppers (Bell Type)	ORANGE - Greenhouse	each	428	1.49	287	1.65	207	1.17
Peppers (Bell Type)	ORANGE	each	2,865	1.39	2,598	1.24	4,829	1.17
Peppers (Bell Type)	ORANGE	per lb	1,587	3.44	226	2.90	1,529	2.82
Peppers (Bell Type)	RED - Greenhouse	each	509	1.52	287	1.65	249	1.16
Peppers (Bell Type)	RED	each	3,406	1.36	2,685	1.26	5,008	1.16
Peppers (Bell Type)	RED	per lb	1,654	3.40	227	2.89	1,799	2.74
Peppers (Bell Type)	YELLOW - Greenhouse	each	428	1.49	287	1.65	207	1.17
Peppers (Bell Type)	YELLOW	each	2,865	1.39	2,684	1.26	4,808	1.17
Peppers (Bell Type)	YELLOW	per lb	1,587	3.44	226	2.90	1,529	2.82
Radishes		1 lb bag	173	1.03	11	1.99	394	1.80
Radishes		6-oz film bags	37	0.99			60	0.99
Radishes		per bunch	351	0.68	444	0.76	571	0.47
Salad (Mixed Types)		1 lb package	14	2.42				
Salad (Mixed Types)		10-12 oz package	2,795	2.75	2,928	2.85	2,724	2.93
Salad (Mixed Types)		5-9 oz package	2,776	2.96	2,993	2.78	2,609	2.70
Serrano Peppers		per lb	35	1.76	284	1.98	381	2.49

Wtd Avg - Simple weighted average



Commodity	Variety	Unit	THIS WEEK		LAST WEEK		LAST YEAR	
			Number of Ads	Wtd Avg Price	Number of Ads	Wtd Avg Price	Number of Ads	Wtd Avg Price
Spinach		per bunch	107	1.17	39	1.84	1,011	1.21
Spinach	FLAT TYPE	5-7 oz package	1,439	3.01	712	2.53		
Spinach	FLAT TYPE	8-10 oz package	124	3.03	357	2.36		
Squash	Acorn	per lb	77	0.99	28	0.99	14	1.89
Squash	Butternut	per lb	184	0.99	441	0.89	14	1.89
Squash	GREY	per lb	470	0.92	315	0.97	568	0.81
Squash	Kabocha	per lb	13	0.99	65	1.26		
Squash	Spaghetti	per lb	184	0.99	28	0.99	14	1.89
Squash	Yellow Crookneck/Straightneck	per lb	1,498	1.52	2,827	1.39	2,115	1.59
Squash	Zucchini	per lb	2,710	1.27	3,297	1.42	3,576	1.45
Sweet Potatoes		3 lb bag	133	1.95				
Sweet Potatoes		per lb	1,150	1.09	1,150	1.06	1,078	0.92
Tomatillos		per lb	802	1.30	582	1.04	408	0.75
Tomatoes		per lb	1,235	1.85	549	1.40	1,942	1.53
Tomatoes	Cherry Type	1 pint package	262	2.65	12	2.50	75	2.00
Tomatoes	Cherry Type	10 oz package	14	2.50	192	2.82		
Tomatoes	GRAPE TYPE	1 pint package	1,564	2.52	1,430	2.60	1,393	1.94
Tomatoes	GRAPE TYPE	10 oz package	1,694	2.78	2,777	2.70	2,485	2.76
Tomatoes	Plum Type (Roma)	per lb	4,211	1.15	1,856	1.22	5,139	1.08
Tomatoes	VINE RIPES - Greenhouse	per lb	371	1.94	146	2.39	196	1.88
Tomatoes	VINE RIPES	per lb	2,030	1.97	2,406	1.73	1,864	1.88
Tomatoes	Vine Ripes - Heirloom Varieties - Greenhouse	per lb	226	3.27	205	3.00	67	2.54
Tomatoes	VINE RIPES - ON THE VINE - Greenhouse	per lb	3,822	1.77	2,824	1.63	2,532	1.80
Turnip Tops		per bunch	37	0.99	47	0.97	27	1.39

Other Specialty Crop Items

Commodity	Variety	Unit	THIS WEEK		LAST WEEK		LAST YEAR	
			Number of Ads	Wtd Avg Price	Number of Ads	Wtd Avg Price	Number of Ads	Wtd Avg Price
Hemp Protein		16 oz	442	16.80	262	18.32		
Hemp Protein		8 oz	86	7.99				
Hemp Seeds Shelled		16 oz	386	13.52	189	13.59	467	15.22
Hemp Seeds Shelled		7 oz	142	9.17				
Hemp Seeds Shelled		8 oz	926	8.36	1,023	8.14		

Wtd Avg - Simple weighted average



Seasonal Items								
Commodity	Variety	Unit	THIS WEEK		LAST WEEK		LAST YEAR	
			Number of Ads	Wtd Avg Price	Number of Ads	Wtd Avg Price	Number of Ads	Wtd Avg Price
Ornamentals	Rose, Hybrid Tea	bunched 12s	453	12.24	331	12.72	238	12.87
Ornamentals	Tulips	6 inch pot	87	7.14	88	9.69		
Ornamentals	Tulips	bunched 10s	458	7.41	195	7.24	933	7.56

Wtd Avg - Simple weighted average



REGIONAL CONVENTIONAL DETAILS

Commodity	Variety	Unit	NORTHEAST U.S.				SOUTHEAST U.S.				MIDWEST U.S.			
			Price Range	Number of Ads	Wtd Avg Price	% Marked Local	Price Range	Number of Ads	Wtd Avg Price	% Marked Local	Price Range	Number of Ads	Wtd Avg Price	% Marked Local
FRUIT														
Apple Pears		per lb	1.79	413	1.79									
Apples	Ambrosia	2 lb bag					1.99	119	1.99					
Apples	Ambrosia	per lb	2.49	104	2.49					2.49	114	2.49		
Apples	Empire	per lb	0.99	9	0.99									
Apples	Envy	2 lb bag					1.99	119	1.99					
Apples	Envy	per lb	1.99	24	1.99		1.99	228	1.99	1.99 - 2.49	254	2.01		
Apples	Fuji	3 lb bag								1.99 - 4.49	844	3.99		
Apples	Fuji	5 lb bag	4.99	190	4.99		3.88	10	3.88					
Apples	Fuji	per lb	0.79 - 1.49	203	0.94		1.99	453	1.99	0.69 - 1.69	115	1.19		
Apples	Gala/Royal Gala	2 lb bag					3.98	46	3.98					
Apples	Gala/Royal Gala	3 lb bag	2.00 - 3.99	388	3.78		3.59 - 4.49	1835	3.91	2.50 - 4.49	857	3.97	2	
Apples	Gala/Royal Gala	5 lb bag	4.99	190	4.99		3.88	10	3.88	3.88	10	3.88		
Apples	Gala/Royal Gala	per lb	1.49 - 1.79	97	1.60		1.49	3	1.49	0.79 - 1.69	125	1.64		
Apples	Golden Delicious	2 lb bag					2.50 - 2.99	52	2.91					
Apples	Golden Delicious	3 lb bag	2.00 - 3.99	58	3.33		2.99 - 3.99	30	3.22	2.50	20	2.50	100	
Apples	Golden Delicious	5 lb bag					3.88	10	3.88	3.99	14	3.99	100	
Apples	Golden Delicious	per lb	0.99 - 1.49	29	1.33					0.79	7	0.79		
Apples	Granny Smith	2 lb bag					2.99	44	2.99					
Apples	Granny Smith	3 lb bag					3.99 - 4.49	480	4.47	3.99 - 4.49	837	4.01		
Apples	Granny Smith	per lb	0.79 - 2.50	426	1.25		1.19 - 1.48	143	1.30	0.79 - 0.99	75	0.97		
Apples	Honeycrisp	3 lb bag	4.99	413	4.99		3.99	26	3.99	3.99	106	3.99		
Apples	Honeycrisp	per lb	0.79 - 2.99	947	1.75		0.98 - 2.88	828	1.94	0.79 - 1.99	550	1.56		
Apples	McIntosh	3 lb bag	1.69 - 3.99	338	3.47		3.99	54	3.99	1.99 - 2.50	27	2.37	74	
Apples	McIntosh	5 lb bag	4.99	190	4.99									
Apples	OPAL	2 lb bag					1.99	119	1.99					
Apples	Pink Lady/Cripps Pink	3 lb bag	2.89	442	2.89		2.89 - 4.49	993	3.64	2.89 - 4.49	1572	3.49		
Apples	Pink Lady/Cripps Pink	per lb	0.99 - 1.49	31	1.34					0.99	22	0.99		
Apples	Red Delicious	2 lb bag					2.99	44	2.99					
Apples	Red Delicious	3 lb bag	2.00 - 3.99	283	3.83		2.50 - 3.99	520	3.86					
Apples	Red Delicious	5 lb bag	4.99	190	4.99		3.88 - 3.99	102	3.98	3.99	14	3.99	100	
Apples	Red Delicious	per lb	0.99 - 1.49	46	1.39		0.77 - 1.49	95	1.04	0.79 - 0.99	23	0.93		
Apples, Processed	Juice	128 oz (1 gallon)	6.99	38	6.99									
Apples, Processed	Juice	64 oz (1/2 gallon)	1.50 - 4.39	1453	2.89		1.50 - 3.99	652	2.60	1.50 - 2.98	397	2.63		
Avocados	Hass	each	0.79 - 2.00	567	1.27		0.99 - 2.49	276	1.63	0.49 - 1.67	147	1.12		

Wtd Avg - Simple weighted average



National Retail Report - Specialty Crops
Friday, April 12, 2024 - Page 13

Commodity	Variety	Unit	NORTHEAST U.S.				SOUTHEAST U.S.				MIDWEST U.S.			
			Price Range	Number of Ads	Wtd Avg Price	% Marked Local	Price Range	Number of Ads	Wtd Avg Price	% Marked Local	Price Range	Number of Ads	Wtd Avg Price	% Marked Local
Avocados	Hass-Marked Extra Large	each									0.98 - 1.99	24	1.27	
Avocados	Hass-Marked Large	each					1.00 - 1.25	509	1.23		1.00 - 2.00	812	1.92	
Avocados	Hass-Marked Medium	each	2.22	122	2.22						0.99 - 1.11	81	1.09	
Avocados	Various Greenskin Varieties	each	1.50 - 1.99	197	1.97		2.00 - 2.50	412	2.44					
Bananas		per lb	0.39 - 0.69	185	0.52		0.59	40	0.59		0.39 - 0.59	320	0.42	
Blackberries		5.6-6 oz package	1.67 - 3.99	1569	2.40		1.50 - 3.50	3018	3.02		1.47 - 3.99	1495	3.29	
Blueberries		1 pint (11-12 oz cntr w/ lid)	2.29 - 4.99	375	2.81		2.99 - 4.00	1351	3.93		3.00 - 4.99	241	3.58	
Blueberries		6 oz package	2.50 - 3.99	123	3.12		3.00 - 3.50	169	3.35		1.50 - 3.50	88	2.01	
Cantaloupes		each	1.77 - 3.99	1403	2.94		1.99 - 3.50	1248	3.07		1.98 - 3.99	890	3.22	
Cantaloupes		per lb									0.79	16	0.79	
Clementines		2 lb bag	3.49 - 3.99	24	3.89						2.99 - 3.99	75	3.19	
Clementines		3 lb bag	3.99 - 7.99	423	5.06		2.99 - 6.99	60	5.27		2.99 - 4.99	262	4.17	
Clementines		5 lb bag					5.98	11	5.98					
Grapefruit	RED	5 lb bag	5.99	183	5.99		4.99 - 5.99	477	5.02		4.99	697	4.99	
Grapefruit	RED	each	0.67 - 1.50	621	1.41		1.25	14	1.25					
Grapefruit	RED	per lb									0.97	25	0.97	
Grapes	Black Seedless	per lb	2.49 - 2.99	822	2.67		2.79 - 2.99	512	2.81		2.69 - 2.99	451	2.89	
Grapes	Red Seedless	per lb	2.49 - 4.99	1014	2.83		2.77 - 3.49	1882	3.24		2.69 - 3.99	428	2.90	
Grapes	White Seedless Type	per lb	2.49 - 4.99	997	2.76		2.99 - 3.99	1240	3.49		2.79 - 3.99	362	3.10	
Honeydews		each	3.99 - 5.49	316	4.32		2.50 - 4.99	440	4.25		3.99 - 5.99	130	4.17	
Honeydews		per lb									0.79	16	0.79	
Kiwifruit	Hayward	1 lb bag	0.67	15	0.67						2.99	16	2.99	
Kiwifruit	Hayward	2-lb containers with lids					5.48	52	5.48					
Kiwifruit	Hayward	each	0.67	18	0.67		0.79	11	0.79		0.89	8	0.89	
Lemons		1 lb bag	2.69 - 3.99	201	3.92		2.99	366	2.99					
Lemons		2 lb bag	3.50	15	3.50		1.98 - 3.99	1452	3.58		2.50 - 3.99	823	3.84	
Lemons		each	0.34 - 0.79	739	0.52		0.50 - 0.68	220	0.62		0.33 - 0.88	412	0.75	
Lemons		per lb									0.79	7	0.79	
Limes		each	0.39 - 1.00	136	0.70		0.33 - 0.67	435	0.42		0.46 - 0.88	326	0.80	
Limes		per lb									0.98 - 0.99	16	0.98	
Mangoes	Round Varieties	each	0.50 - 2.00	591	1.30		1.25 - 2.00	1558	1.84		0.99 - 2.00	116	1.45	
Mangoes	Round Varieties Marked Large	each	1.25	183	1.25		1.25	380	1.25		1.25	39	1.25	
Mangoes	Yellow Varieties	each	0.79 - 1.25	290	1.11		1.12 - 1.50	98	1.17		0.50 - 1.50	112	1.10	
Nectarines	Various Yellow Flesh Varieties	per lb	2.49 - 2.99	29	2.89									
Oranges	Navel	3 lb bag	6.00 - 6.99	39	6.76		1.95 - 5.99	948	4.60		1.95 - 4.99	843	3.86	
Oranges	Navel	4 lb bag	2.99 - 5.99	1331	4.63		2.99 - 5.49	668	3.75		2.98 - 5.99	259	4.40	
Oranges	Navel	8 lb bag	4.99	54	4.99									

Wtd Avg - Simple weighted average



Commodity	Variety	Unit	NORTHEAST U.S.				SOUTHEAST U.S.				MIDWEST U.S.			
			Price Range	Number of Ads	Wtd Avg Price	% Marked Local	Price Range	Number of Ads	Wtd Avg Price	% Marked Local	Price Range	Number of Ads	Wtd Avg Price	% Marked Local
Oranges	Navel	each	0.67 - 2.00	1176	1.09		0.75 - 1.25	473	1.19		0.98 - 1.50	288	1.15	
Oranges	Navel	per lb	0.99	30	0.99		0.99	1195	0.99		0.79 - 1.69	112	1.29	
Oranges	Navel, Cara Cara	3 lb bag	2.99 - 4.99	1103	3.66		2.89 - 5.99	1641	4.13		2.50 - 4.99	1044	3.69	
Oranges	Navel, Cara Cara	4 lb bag	3.99	183	3.99									
Oranges	Navel, Cara Cara	each	0.99 - 1.25	487	1.21		1.25	14	1.25		1.50	12	1.50	
Oranges	Navel, Cara Cara	per lb									0.89 - 0.97	33	0.95	
Papaya	Maradol/Tainung Types	each									0.99	13	0.99	
Papaya	Maradol/Tainung Types	per lb	1.29 - 1.49	53	1.46									
Peaches	Various Yellow Flesh Varieties	per lb	2.99	4	2.99									
Pears	Bartlett	per lb	1.49 - 1.99	828	1.76		1.99	1574	1.99		1.49 - 1.88	268	1.80	
Pears	Bosc	per lb	1.79 - 2.49	516	1.84		1.39 - 1.99	374	1.98		0.99 - 1.99	289	1.90	
Pears	D'Anjou	per lb	1.49 - 1.99	497	1.81		1.99	366	1.99		1.49 - 1.99	261	1.96	
Pineapples		each	1.49 - 3.99	1463	2.38		1.49 - 3.99	1985	2.03		1.49 - 3.99	896	1.82	
Pineapples		per lb					1.98	3	1.98					
Plums		per lb	2.49 - 3.99	389	3.13		2.69 - 3.49	25	3.23		1.99	209	1.99	
Raspberries		6 oz package	1.67 - 3.99	725	2.98		1.50 - 3.50	1990	3.16		1.47 - 3.99	598	2.62	
Strawberries		1 lb package	2.00 - 4.99	1465	2.85		1.99 - 3.98	2127	2.45	1	1.67 - 4.99	1485	2.33	
Strawberries		2 lb package					3.99 - 5.98	61	5.10		2.88 - 6.99	208	4.79	
Tangelos		3 lb bag					5.99	366	5.99					
Tangelos		each	1.25	15	1.25		0.98 - 1.25	425	1.21		0.98 - 1.50	22	1.26	
Tangelos		per lb	1.49	10	1.49									
Tangerines/Mandarins		2 lb bag	3.99 - 5.00	752	4.57	42	1.95 - 4.99	182	2.77		1.95 - 4.99	193	4.12	
Tangerines/Mandarins		3 lb bag	3.49 - 5.99	1151	4.79		3.99 - 5.99	952	4.53		3.88 - 5.99	1840	4.49	
Tangerines/Mandarins		5 lb package									4.99	13	4.99	
Tangerines/Mandarins		each	1.25	15	1.25									
Tangerines/Mandarins		per lb									1.49 - 3.39	49	2.18	
Watermelons	Red Flesh Seedless Miniature	each	3.99 - 5.99	215	4.18		3.88 - 4.99	265	4.86		3.48 - 5.99	52	4.43	
Watermelons	Red Flesh Seedless Type	each									6.99	14	6.99	

POTATOES & ONIONS

Onions, Dry	RED	2 lb bag	3.00	8	3.00									
Onions, Dry	RED	per lb	0.99 - 1.99	302	1.56									
Onions, Dry	WHITE	per lb					1.29	73	1.29		0.99 - 1.19	22	1.12	
Onions, Dry	YELLOW	2 lb bag	1.49 - 2.50	289	1.68						1.11	8	1.11	
Onions, Dry	YELLOW	3 lb bag	2.49 - 3.00	411	2.57		1.88 - 2.99	143	2.68		1.69 - 2.79	61	2.12	
Onions, Dry	YELLOW	per lb	0.99	37	0.99		0.98 - 1.28	190	1.00		0.69 - 1.28	43	1.07	

Wtd Avg - Simple weighted average



Commodity	Variety	Unit	NORTHEAST U.S.				SOUTHEAST U.S.				MIDWEST U.S.			
			Price Range	Number of Ads	Wtd Avg Price	% Marked Local	Price Range	Number of Ads	Wtd Avg Price	% Marked Local	Price Range	Number of Ads	Wtd Avg Price	% Marked Local
Onions, Dry	YELLOW MARKED SWEET	2 lb bag	1.69	175	1.69		1.69	277	1.69		1.99	14	1.99	
Onions, Dry	YELLOW MARKED SWEET	3 lb bag					2.99 - 3.98	49	3.23		3.99 - 4.99	27	4.21	
Onions, Dry	YELLOW MARKED SWEET	per lb	0.99 - 1.99	206	1.83		0.95 - 0.99	128	0.99		0.99 - 1.49	336	1.31	
Potatoes	ROUND RED	3 lb bag					2.50	12	2.50		2.50 - 2.99	21	2.73	
Potatoes	ROUND RED	5 lb bag	3.99 - 4.99	428	4.97		2.50 - 4.99	472	4.61		2.50 - 3.99	62	3.43	
Potatoes	ROUND RED	per lb	0.79 - 1.49	268	1.25									
Potatoes	ROUND WHITE	10 lb bag	2.99	19	2.99									
Potatoes	ROUND WHITE	5 lb bag	2.50 - 2.99	213	2.93		2.50 - 3.50	27	3.22					
Potatoes	ROUND WHITE	per lb									0.89	8	0.89	
Potatoes	RUSSET	10 lb bag	3.99	29	3.99		3.49 - 4.98	216	4.84		1.99 - 3.99	327	3.80	
Potatoes	RUSSET	3 lb bag									2.00	22	2.00	
Potatoes	RUSSET	5 lb bag	1.99 - 3.99	695	2.92		1.98 - 2.99	367	2.64		1.29 - 3.00	300	2.63	
Potatoes	RUSSET	8 lb bag									3.99	6	3.99	
Potatoes	RUSSET	per lb	0.59 - 1.29	635	1.05		0.69 - 1.49	2686	1.12		0.69 - 0.89	132	0.71	
Potatoes	YELLOW TYPE	3 lb bag									1.11 - 2.99	48	1.74	
Potatoes	YELLOW TYPE	5 lb bag	2.99 - 4.99	511	4.77		2.50 - 4.99	1610	4.22		3.49 - 3.99	214	3.79	
Potatoes	YELLOW TYPE	per lb	1.29 - 1.49	230	1.32						0.79	12	0.79	

VEGETABLES

Artichokes		each									2.50	23	2.50	
Asparagus	GREEN	per lb	1.88 - 3.99	369	2.71		2.49 - 3.99	1883	3.66		0.66 - 2.99	345	2.05	
Beans	ROUND GREEN TYPE	12 oz bag	2.99 - 3.50	433	3.01		1.78 - 3.49	154	2.91		2.50 - 2.99	222	2.94	
Beans	ROUND GREEN TYPE	per lb	0.99 - 1.99	156	1.38		0.89 - 1.79	133	1.57		0.99 - 2.99	638	1.56	
Beets		per bunch	3.50	15	3.50									
Beets		per lb					0.98	31	0.98					
Bok Choy		per lb	1.48	6	1.48									
Broccoli		per bunch	1.50 - 3.00	133	2.75		1.95	73	1.95		1.95 - 3.00	206	2.74	
Broccoli		per lb					1.99	74	1.99					
Broccoli	CROWN CUT	per lb	0.99 - 2.49	1043	1.54		0.99 - 1.99	505	1.90		1.68 - 2.99	226	2.32	
Brussels Sprouts		1 lb bag	2.99	190	2.99									
Brussels Sprouts		12 oz bag	2.99	413	2.99						3.00 - 3.50	208	3.25	
Brussels Sprouts		per lb	1.99 - 2.49	67	2.24						0.99 - 2.99	321	2.49	
Cabbage	ROUND GREEN TYPE	per lb	0.49 - 0.99	745	0.69		0.49 - 0.79	798	0.66		0.39 - 0.89	228	0.68	
Carrots		1 lb bag	0.99	8	0.99		0.99 - 1.19	990	1.18		1.00	6	1.00	
Carrots		2 lb bag	1.50 - 2.00	721	1.69		1.69	17	1.69		1.97 - 1.99	22	1.98	
Carrots		5 lb film bag									1.99	8	1.99	

Wtd Avg - Simple weighted average



Commodity	Variety	Unit	NORTHEAST U.S.				SOUTHEAST U.S.				MIDWEST U.S.			
			Price Range	Number of Ads	Wtd Avg Price	% Marked Local	Price Range	Number of Ads	Wtd Avg Price	% Marked Local	Price Range	Number of Ads	Wtd Avg Price	% Marked Local
Carrots		per lb	0.99	37	0.99					0.49	14	0.49		
Carrots	BABY PEELED	1 lb bag	1.50 - 2.00	99	1.64	0.99 - 1.99	1297	1.30		0.99 - 1.89	528	1.12		
Carrots	BABY PEELED	2 lb bag	2.99 - 3.00	140	3.00					2.50	8	2.50		
Cauliflower		each	2.99 - 3.50	52	3.39	1.95 - 3.49	85	2.17		1.95 - 3.49	267	2.89		
Cauliflower		per lb								0.99 - 1.99	128	1.36		
Celery		each	0.83 - 2.00	544	1.65	1.49 - 1.89	974	1.49		0.99 - 2.00	230	1.64		
Celery	HEARTS	per package	2.49 - 2.50	61	2.49									
Chayote		each	0.99	224	0.99									
Chayote		per lb								0.99	30	0.99		
Chinese Cabbage		per lb	0.79	9	0.79									
Cilantro		per bunch	0.66 - 0.99	43	0.73	0.33 - 1.49	351	1.21		0.33 - 0.48	38	0.36		
Collards		per bunch	1.49 - 2.50	37	2.04	0.99 - 3.88	102	2.53						
Collards		per lb	0.99 - 1.49	248	1.06									
Corn-Sweet		each	0.50 - 0.99	637	0.64	0.33 - 1.50	1808	0.58		0.33 - 1.50	487	0.61		
Corn-Sweet		trays 4-5 ears film wrapped	2.50 - 5.99	385	4.18	2.98 - 5.00	35	4.42		2.99 - 3.99	23	3.38		
Cucumbers		each	0.67 - 1.00	343	0.76	0.33 - 0.99	604	0.74		0.49 - 1.49	67	0.87		
Cucumbers	LONG SEEDLESS - Greenhouse	each	0.99 - 2.00	813	1.55	1.49 - 2.50	1231	2.47		0.39 - 2.00	273	1.36		
Eggplant		per lb	0.99 - 1.89	105	1.58	1.69	11	1.69		0.99	7	0.99		
Garlic		per sleeve	1.99 - 2.50	76	2.43	1.29	13	1.29		1.99	6	1.99		
Jalapeno Peppers		per lb				1.49 - 1.98	793	1.58		0.99 - 1.99	747	1.57		
Kale		per bunch	1.29 - 1.49	51	1.36	1.25 - 1.49	12	1.31						
Kale		per lb	0.99 - 1.49	214	1.03									
Leeks		per bunch	3.99	52	3.99									
Lettuce	Green Leaf	each	2.00 - 2.50	32	2.23									
Lettuce	Iceberg	each	1.50 - 2.00	168	1.68	1.50 - 2.79	43	1.77		0.99 - 1.50	51	1.35		
Lettuce	Red Leaf	each	2.00 - 2.50	32	2.23									
Lettuce	Romaine (Hearts)	3 count	2.50 - 3.50	31	3.22	2.50 - 2.98	57	2.89		1.99 - 3.50	65	2.90		
Mixed Mini Sweet Peppers		1 lb package	3.49	9	3.49	2.98 - 4.98	409	4.42		2.99 - 3.99	388	3.62		
Mushrooms	CREMINI	8 oz package				1.29 - 2.50	969	1.80		1.99 - 3.00	320	2.53		
Mushrooms	PORTOBELLA	6 oz package	3.00	24	3.00	3.00	228	3.00		2.99 - 3.99	126	3.88		
Mushrooms	WHITE	8 oz package	0.95 - 3.99	562	1.27	1.19 - 2.50	654	2.03		1.49 - 2.99	190	2.17		
Onions, Green		per bunch	0.67 - 0.83	174	0.74	0.68	3	0.68		0.48 - 1.00	60	0.69		
Peppers (Bell Type)	GREEN	each	1.00 - 1.49	192	1.02	0.68 - 0.99	923	0.79		0.79 - 1.99	148	1.34		
Peppers (Bell Type)	GREEN	per lb	0.99 - 1.99	539	1.56	0.99	31	0.99		1.39 - 1.99	30	1.69		
Peppers (Bell Type)	ORANGE - Greenhouse	each	1.50	413	1.50									
Peppers (Bell Type)	ORANGE	each	0.99 - 1.67	532	1.45	0.99 - 1.69	662	1.34		0.99 - 1.50	247	1.33		

Wtd Avg - Simple weighted average



National Retail Report - Specialty Crops
Friday, April 12, 2024 - Page 17

Commodity	Variety	Unit	NORTHEAST U.S.				SOUTHEAST U.S.				MIDWEST U.S.			
			Price Range	Number of Ads	Wtd Avg Price	% Marked Local	Price Range	Number of Ads	Wtd Avg Price	% Marked Local	Price Range	Number of Ads	Wtd Avg Price	% Marked Local
Peppers (Bell Type)	ORANGE	per lb	1.99 - 3.99	346	3.44		3.49	1195	3.49		1.39 - 2.99	46	2.20	
Peppers (Bell Type)	RED - Greenhouse	each	1.50	413	1.50									
Peppers (Bell Type)	RED	each	0.99 - 1.67	989	1.42		0.99 - 1.69	662	1.34		0.99 - 1.50	253	1.32	
Peppers (Bell Type)	RED	per lb	1.49 - 3.99	394	3.31		3.49	1195	3.49		1.39 - 2.99	57	2.35	
Peppers (Bell Type)	YELLOW - Greenhouse	each	1.50	413	1.50									
Peppers (Bell Type)	YELLOW	each	0.99 - 1.67	532	1.45		0.99 - 1.69	662	1.34		0.99 - 1.50	247	1.33	
Peppers (Bell Type)	YELLOW	per lb	1.99 - 3.99	346	3.44		3.49	1195	3.49		1.39 - 2.99	46	2.20	
Radishes		1 lb bag	1.49	78	1.49									
Radishes		6-oz film bags					0.99	37	0.99					
Radishes		per bunch	1.50	20	1.50						0.99 - 1.11	24	1.03	
Salad (Mixed Types)		1 lb package	2.99	6	2.99									
Salad (Mixed Types)		10-12 oz package	2.00 - 4.99	1342	2.87		1.67 - 3.00	69	2.55		1.50 - 4.99	353	2.68	
Salad (Mixed Types)		5-9 oz package	2.50 - 3.50	1627	2.93		2.00 - 3.99	128	2.83		2.49 - 3.98	290	2.93	
Spinach		per bunch	1.69	35	1.69						0.99	14	0.99	
Spinach	FLAT TYPE	5-7 oz package	2.99 - 3.50	174	3.18		3.00	1235	3.00					
Spinach	FLAT TYPE	8-10 oz package	2.69 - 3.50	55	3.14						2.49 - 3.00	17	2.82	
Squash	Acorn	per lb	0.99	37	0.99		0.99	40	0.99					
Squash	Butternut	per lb	0.99	144	0.99		0.99	40	0.99					
Squash	GREY	per lb	0.99	32	0.99									
Squash	Kabocha	per lb					0.99	13	0.99					
Squash	Spaghetti	per lb	0.99	144	0.99		0.99	40	0.99					
Squash	Yellow Crookneck/Straightneck	per lb	0.99 - 1.99	397	1.40		0.98 - 1.99	389	1.64		0.99 - 1.99	241	1.69	
Squash	Zucchini	per lb	0.99 - 1.99	559	1.26		0.98 - 1.99	919	1.43		0.49 - 1.99	294	1.53	
Sweet Potatoes		3 lb bag					1.95	73	1.95		1.95	22	1.95	
Sweet Potatoes		per lb	0.79 - 1.99	663	1.15		0.79 - 1.19	338	1.10		0.89 - 1.26	23	1.03	
Tomatillos		per lb					1.69	277	1.69		0.98 - 0.99	44	0.99	
Tomatoes		per lb	1.49 - 1.99	20	1.87		1.29 - 1.99	420	1.95		0.79 - 2.49	288	1.64	6
Tomatoes	Cherry Type	1 pint package	2.99	78	2.99									
Tomatoes	Cherry Type	10 oz package									2.50	14	2.50	
Tomatoes	GRAPE TYPE	1 pint package	1.50 - 3.49	1135	2.65		1.67 - 3.99	53	2.32		1.11 - 2.68	220	2.36	
Tomatoes	GRAPE TYPE	10 oz package	2.99 - 3.99	520	3.02		1.99 - 3.00	363	2.79		1.99 - 2.28	58	2.04	
Tomatoes	Plum Type (Roma)	per lb	0.99 - 1.99	307	1.40		0.99 - 1.88	1015	1.37		0.99 - 1.79	806	1.10	
Tomatoes	VINE RIPES - Greenhouse	per lb	1.69 - 2.49	146	2.33		1.49 - 1.88	126	1.65		1.49 - 2.99	63	1.95	
Tomatoes	VINE RIPES	per lb	1.59 - 2.49	195	2.04		1.49 - 1.99	1449	1.98		0.99 - 2.49	261	2.04	31

Wtd Avg - Simple weighted average



Commodity	Variety	Unit	NORTHEAST U.S.				SOUTHEAST U.S.				MIDWEST U.S.			
			Price Range	Number of Ads	Wtd Avg Price	% Marked Local	Price Range	Number of Ads	Wtd Avg Price	% Marked Local	Price Range	Number of Ads	Wtd Avg Price	% Marked Local
Tomatoes	Vine Ripes - Heirloom Varieties - Greenhouse	per lb	2.99	190	2.99					4.99	28	4.99		
Tomatoes	VINE RIPES - ON THE VINE - Greenhouse	per lb	0.99 - 2.99	1108	1.61		0.99 - 1.99	820	1.89		0.66 - 2.99	684	1.63	3
Turnip Tops		per bunch					0.99	37	0.99					
OTHER SPECIALTY CROP ITEMS														
Hemp Protein		16 oz	14.99	9	14.99		13.59 - 14.99	138	14.12					
Hemp Protein		8 oz					7.99	86	7.99					
Hemp Seeds Shelled		16 oz	13.59	122	13.59						11.39 - 13.59	80	13.23	
Hemp Seeds Shelled		7 oz									9.59	67	9.59	
Hemp Seeds Shelled		8 oz	7.99 - 9.99	139	8.23		9.99	52	9.99		6.29 - 7.99	80	7.71	
SEASONAL ITEMS														
Ornamentals	Rose, Hybrid Tea	bunched 12s	10.99 - 11.99	291	11.06		10.98	14	10.98		7.99 - 16.99	131	14.78	
Ornamentals	Tulips	6 inch pot					6.99	74	6.99					
Ornamentals	Tulips	bunched 10s	5.99 - 7.00	179	6.91						6.00 - 8.99	270	7.65	

Wtd Avg - Simple weighted average



Commodity	Variety	Unit	SOUTH CENTRAL U.S.				SOUTHWEST U.S.				NORTHWEST U.S.			
			Price Range	Number of Ads	Wtd Avg Price	% Marked Local	Price Range	Number of Ads	Wtd Avg Price	% Marked Local	Price Range	Number of Ads	Wtd Avg Price	% Marked Local
FRUIT														
Apple Pears		per lb					1.49	40	1.49					
Apples	Fuji	3 lb bag	1.79 - 4.29	271	3.65		3.99	410	3.99		1.67 - 4.29	85	3.75	
Apples	Fuji	per lb	0.99 - 1.99	43	1.66		0.50 - 1.89	839	0.95		0.68 - 1.89	318	1.03	
Apples	Gala/Royal Gala	3 lb bag	2.99 - 4.29	270	3.90		3.99	410	3.99		3.99 - 4.29	76	3.99	
Apples	Gala/Royal Gala	per lb	0.98 - 0.99	124	0.99		0.99 - 1.99	384	1.93		1.99	287	1.99	
Apples	Golden Delicious	3 lb bag	4.39	21	4.39									
Apples	Golden Delicious	per lb					0.79	7	0.79					
Apples	Granny Smith	3 lb bag	2.99 - 4.29	241	3.88		3.99	410	3.99		1.67 - 4.29	85	3.75	
Apples	Granny Smith	per lb	1.29 - 1.69	344	1.38		0.50 - 1.99	552	1.58		1.99	287	1.99	
Apples	Honeycrisp	per lb	0.77 - 2.29	513	1.47		0.88 - 1.99	986	1.51		0.88 - 1.79	271	1.23	
Apples	OPAL	per lb					0.99	42	0.99					
Apples	Pinata	per lb	1.99	6	1.99		1.99	2	1.99		1.99	6	1.99	
Apples	Pink Lady/Cripps Pink	3 lb bag	2.89 - 4.29	445	3.41		3.99	410	3.99		1.67 - 4.29	85	3.75	
Apples	Pink Lady/Cripps Pink	per lb	0.99 - 1.78	89	1.60		0.88	73	0.88		1.49	11	1.49	
Apples	Red Delicious	3 lb bag	2.99 - 3.99	50	3.57						1.67	9	1.67	
Apples	Red Delicious	per lb	0.77 - 1.29	262	0.97		0.79 - 0.88	134	0.84					
Apples, Processed	Juice	64 oz (1/2 gallon)	2.50	60	2.50		1.99 - 3.50	138	2.70		2.88 - 3.00	46	2.91	
Apples, Processed	Juice	96 oz (3/4 gallon)					1.99 - 2.99	31	2.73					
Apples, Processed	Juice Marked Cider	64 oz (1/2 gallon)									2.88	81	2.88	
Avocados	Hass	each	0.67 - 2.50	810	1.38		1.67	7	1.67		1.25 - 2.00	392	1.29	
Avocados	Hass-Marked Extra Large	each	0.33 - 2.50	59	1.45		1.25 - 2.79	372	2.16					
Avocados	Hass-Marked Large	each	1.25 - 2.29	207	1.41		1.25 - 2.25	291	1.51		0.98 - 2.50	172	2.16	
Avocados	Hass-Marked Medium	each	0.67 - 1.11	314	0.86		0.77 - 2.22	726	1.41		1.11 - 1.25	153	1.23	
Avocados	Hass-Marked Small	each	0.50 - 0.60	76	0.51		0.50	61	0.50					
Avocados	Various Greenskin Varieties	each	2.50	29	2.50									
Bananas		per lb	0.39 - 0.54	136	0.47		0.50 - 0.65	122	0.58		0.69	9	0.69	
Blackberries		5.6-6 oz package	0.99 - 3.50	673	2.54		0.95 - 3.50	1024	2.64		2.50 - 3.50	376	2.88	
Blueberries		1 pint (11-12 oz cntr w/ lid)	3.47 - 4.29	272	4.24									
Blueberries		18 oz package	5.99	23	5.99		5.99	103	5.99		5.99 - 8.99	29	7.54	
Blueberries		6 oz package	2.99 - 3.50	129	3.05		2.00 - 3.99	774	3.20		2.99 - 3.50	135	3.15	
Cantaloupes		each	1.50 - 3.99	1303	2.28		2.99 - 4.99	543	3.31		2.99 - 3.33	328	3.02	
Cantaloupes		per lb	0.69	65	0.69		0.50 - 1.19	291	0.63		0.99	36	0.99	

Wtd Avg - Simple weighted average



Commodity	Variety	Unit	SOUTH CENTRAL U.S.				SOUTHWEST U.S.				NORTHWEST U.S.			
			Price Range	Number of Ads	Wtd Avg Price	% Marked Local	Price Range	Number of Ads	Wtd Avg Price	% Marked Local	Price Range	Number of Ads	Wtd Avg Price	% Marked Local
Clementines		2 lb bag					3.99	9	3.99					
Clementines		3 lb bag	2.77 - 5.99	270	4.96		4.97 - 5.99	455	5.72	41				
Clementines		5 lb bag	5.98	60	5.98									
Grapefruit	RED	5 lb bag	4.99	496	4.99		4.99 - 7.99	307	6.82		4.99 - 5.99	199	5.91	
Grapefruit	RED	each					0.25 - 1.99	96	1.40					
Grapes	Black Seedless	per lb	1.99 - 2.99	187	2.74		2.69 - 2.79	223	2.74		2.79 - 2.99	152	2.81	
Grapes	Red Seedless	per lb	2.50 - 2.99	514	2.87		1.99 - 3.99	1152	3.19		2.77 - 2.99	174	2.80	
Grapes	White Seedless Type	per lb	2.98 - 2.99	173	2.99		3.99	564	3.99		2.99	15	2.99	
Honeydews		each	2.50	60	2.50		4.99	8	4.99					
Kiwifruit	Hayward	1 lb bag	4.98	9	4.98									
Kiwifruit	Hayward	1-lb containers with lids					3.99	146	3.99					
Kiwifruit	Hayward	2-lb containers with lids	5.98 - 5.99	113	5.98		4.99 - 5.48	223	5.39		5.48	4	5.48	
Kiwifruit	Hayward	each					0.58 - 0.67	61	0.66		0.58	17	0.58	
Lemons		2 lb bag	2.98 - 3.99	1001	3.59		2.99 - 3.99	427	3.95		3.99	138	3.99	
Lemons		each	0.34 - 1.00	259	0.62		0.25 - 1.00	577	0.77		0.50 - 1.00	384	0.91	
Lemons		per lb	0.99	14	0.99		0.50 - 0.88	114	0.65					
Limes		each	0.15 - 0.88	366	0.38		0.33 - 0.59	180	0.42		0.50 - 0.59	56	0.56	
Limes		per lb					1.25	6	1.25					
Mangoes	Round Varieties	each	0.60 - 2.00	443	1.22		0.50 - 2.99	858	1.21		1.00 - 2.50	24	1.73	
Mangoes	Round Varieties Marked Extra Large	each	2.99	29	2.99		2.00 - 2.50	87	2.07					
Mangoes	Round Varieties Marked Large	each	0.67 - 1.25	158	0.90		0.97 - 2.99	167	1.16					
Mangoes	Round Varieties Marked Medium	each					1.25	6	1.25					
Mangoes	Round Varieties Marked Small	each	0.99	30	0.99									
Mangoes	Yellow Varieties	each	0.25 - 1.50	471	0.87		0.25 - 1.25	484	0.85		1.11 - 2.00	29	1.32	
Mangoes	Yellow Varieties Marked Large	each	1.25	11	1.25		2.00	9	2.00					
Mangoes	Yellow Varieties Marked Small	per lb					2.99	7	2.99					
Nectarines	Various White Flesh Varieties	per lb	1.79	30	1.79									
Oranges	Navel	3 lb bag	1.95 - 5.99	257	4.42		1.95 - 3.99	221	3.68		3.49	123	3.49	
Oranges	Navel	4 lb bag	2.99 - 4.99	436	3.38		2.99	34	2.99					
Oranges	Navel	8 lb bag					5.00	66	5.00					
Oranges	Navel	each	0.25 - 1.25	241	0.81		0.65	21	0.65					
Oranges	Navel	per lb	0.77 - 0.99	208	0.89		0.33 - 0.97	1018	0.85		0.48 - 1.99	497	1.13	
Oranges	Navel, Cara Cara	3 lb bag	3.99 - 5.99	132	4.43		2.49 - 3.99	324	3.38		3.49 - 3.99	125	3.50	
Oranges	Navel, Cara Cara	per lb	1.99	95	1.99		0.59 - 2.49	71	0.94		0.99 - 2.49	100	1.93	
Oranges	Valencia	per lb					1.29	11	1.29					

Wtd Avg - Simple weighted average



Commodity	Variety	Unit	SOUTH CENTRAL U.S.				SOUTHWEST U.S.				NORTHWEST U.S.			
			Price Range	Number of Ads	Wtd Avg Price	% Marked Local	Price Range	Number of Ads	Wtd Avg Price	% Marked Local	Price Range	Number of Ads	Wtd Avg Price	% Marked Local
Papaya	Maradol/Tainung Types	per lb	1.49	95	1.49		1.50	13	1.50					
Pears	Bartlett	per lb	1.88 - 1.99	137	1.96									
Pears	Bosc	per lb	1.99	124	1.99		1.99 - 2.29	130	2.01					
Pears	D'Anjou	per lb	1.79 - 1.99	86	1.92		1.99 - 2.29	491	1.99		1.99	287	1.99	
Pineapples		each	1.49 - 2.99	514	1.88		0.95 - 4.99	302	2.93		2.50 - 3.99	124	3.88	
Pineapples		per lb	0.69	65	0.69		0.69 - 0.99	225	0.89		0.88	36	0.88	
Plums		per lb	1.99	30	1.99		1.99 - 2.99	63	2.12					
Raspberries		1 pint (11-12 oz ctnr w/ lid)					4.99	120	4.99					
Raspberries		6 oz package	0.99 - 3.50	592	2.65		2.99 - 3.99	730	3.20		2.50 - 3.50	386	2.88	
Strawberries		1 lb package	1.99 - 3.98	669	2.94		1.50 - 3.99	1177	3.28		1.99 - 3.99	214	2.81	
Strawberries		2 lb package	2.77 - 6.99	714	3.55		3.99 - 4.99	115	4.17		4.99 - 5.89	159	5.69	
Tangelos		3 lb bag	5.99	29	5.99									
Tangelos		each	1.25	29	1.25									
Tangelos		per lb					0.88	46	0.88					
Tangerines/Mandarins		2 lb bag	1.95 - 4.99	151	4.47		1.95 - 2.99	54	2.34		2.99	22	2.99	
Tangerines/Mandarins		3 lb bag	2.99 - 5.99	630	4.59		2.49 - 5.99	737	4.60	27	2.99 - 4.99	174	3.76	
Tangerines/Mandarins		each	0.60 - 0.75	29	0.69									
Tangerines/Mandarins		per lb	1.79	65	1.79		0.99 - 3.99	168	1.98	6	2.21 - 4.98	28	2.80	
Watermelons	Red Flesh Seedless Miniature	each	2.99	8	2.99									

POTATOES & ONIONS

Onions, Dry	RED	per lb					1.49 - 1.99	228	1.97				
Onions, Dry	WHITE	per lb	0.50 - 0.99	80	0.95		0.50 - 1.99	267	1.52				
Onions, Dry	YELLOW	2 lb bag	1.69	114	1.69								
Onions, Dry	YELLOW	3 lb bag	1.88 - 3.49	78	2.14		1.99 - 3.99	164	3.77				
Onions, Dry	YELLOW	5 lb bag									3.48	9	3.48
Onions, Dry	YELLOW	per lb	0.79 - 1.79	291	1.04		0.50 - 0.99	177	0.65		0.79 - 0.99	49	0.83
Onions, Dry	YELLOW MARKED SWEET	3 lb bag	3.99	61	3.99								
Onions, Dry	YELLOW MARKED SWEET	per lb	0.99 - 1.79	635	1.31		1.29 - 1.99	25	1.51		1.59 - 1.79	106	1.74
Potatoes	ROUND RED	3 lb bag	2.50	171	2.50								
Potatoes	ROUND RED	5 lb bag	2.28 - 4.99	232	3.61								
Potatoes	ROUND RED	per lb	0.59 - 0.99	207	0.96		0.59 - 0.99	147	0.89		0.59 - 0.79	85	0.78
Potatoes	ROUND WHITE	per lb					0.99 - 1.50	30	1.14				
Potatoes	RUSSET	10 lb bag	2.99 - 3.99	96	3.34		2.50 - 3.49	156	2.93		1.98 - 1.99	45	1.99
Potatoes	RUSSET	3 lb bag									3.99	131	3.99
Potatoes	RUSSET	5 lb bag	1.79 - 2.99	183	2.25		0.88 - 3.00	392	1.38				

Wtd Avg - Simple weighted average



Commodity	Variety	Unit	SOUTH CENTRAL U.S.				SOUTHWEST U.S.				NORTHWEST U.S.			
			Price Range	Number of Ads	Wtd Avg Price	% Marked Local	Price Range	Number of Ads	Wtd Avg Price	% Marked Local	Price Range	Number of Ads	Wtd Avg Price	% Marked Local
Potatoes	RUSSET	8 lb bag	2.29	27	2.29		1.50	9	1.50					
Potatoes	RUSSET	per lb	0.59 - 0.99	381	0.87		0.33 - 0.60	53	0.52		0.38 - 0.79	46	0.53	19
Potatoes	YELLOW TYPE	3 lb bag	2.50	163	2.50									
Potatoes	YELLOW TYPE	5 lb bag	2.99 - 4.99	250	3.78									
Potatoes	YELLOW TYPE	per lb	0.59	6	0.59		0.59 - 1.39	137	0.91		0.59 - 1.29	13	0.97	53
VEGETABLES														
Artichokes		each					2.29	8	2.29		3.50	61	3.50	
Asparagus	GREEN	per lb	2.49 - 3.49	301	2.78		1.99 - 4.99	983	3.97	1	2.99 - 3.99	294	3.97	
Beans	ROUND GREEN TYPE	12 oz bag	2.99	42	2.99									
Beans	ROUND GREEN TYPE	per lb	0.99 - 1.69	78	1.54		0.69 - 1.49	168	1.18		2.49	25	2.49	
Beets		per bunch					1.99	6	1.99					
Beets		per lb	1.29	14	1.29		0.99	55	0.99					
Bok Choy		per lb	1.29	7	1.29									
Broccoli		per bunch	1.95	4	1.95		1.95	34	1.95					
Broccoli		per lb					0.79	61	0.79					
Broccoli	CROWN CUT	per lb	1.47 - 2.49	311	1.82		0.99 - 2.49	195	2.14		0.99	184	0.99	
Brussels Sprouts		per lb	0.99 - 2.88	63	2.44						2.49	32	2.49	
Cabbage	ROUND GREEN TYPE	per lb	0.33 - 0.79	486	0.53		0.33 - 0.69	362	0.52		0.48 - 0.89	26	0.75	65
Cactus Leaf (Nopales)		each	0.69	65	0.69									
Cactus Leaf (Nopales)		per lb	0.69	8	0.69		0.50	6	0.50					
Carrots		1 lb bag					0.67	55	0.67					
Carrots		2 lb bag									2.19	79	2.19	
Carrots		5 lb film bag					3.19	42	3.19					
Carrots		per lb	0.50	76	0.50		0.50 - 0.99	66	0.72					
Carrots	BABY PEELED	1 lb bag	0.99 - 1.69	120	1.35		0.97	66	0.97		1.69	23	1.69	
Carrots	BABY PEELED	2 lb bag	2.50	113	2.50		2.29 - 2.50	26	2.44		2.50	6	2.50	
Cauliflower		each	1.95 - 2.47	51	2.43		1.95	34	1.95					
Cauliflower		per lb					0.79	69	0.79		0.99 - 1.28	193	1.00	
Celery		each	0.79 - 1.89	88	1.08		0.50 - 2.49	325	1.95		1.59	23	1.59	
Celery		per lb	0.99	7	0.99		1.49 - 1.89	130	1.86		0.99 - 1.69	168	1.57	
Celery	HEARTS	per package	0.99	14	0.99									
Chayote		each					0.40 - 0.67	231	0.49					
Chayote		per lb	0.79 - 0.99	95	0.85		1.29	9	1.29					
Cilantro		per bunch	0.33 - 0.69	244	0.42		0.25 - 1.39	502	0.65		0.50 - 1.39	31	1.13	
Corn-Sweet		each	0.33 - 3.33	897	0.48		0.33 - 0.79	645	0.47	83	0.48 - 0.66	331	0.51	
Corn-Sweet		trays 4-5 ears film wrapped	3.99 - 4.99	78	4.89		5.99	17	5.99					
Cucumbers		each	0.25 - 0.89	161	0.53		0.25 - 1.69	589	0.83		0.40 - 1.69	466	0.96	
Cucumbers		per lb					0.33 - 0.79	62	0.72					

Wtd Avg - Simple weighted average



Commodity	Variety	Unit	SOUTH CENTRAL U.S.				SOUTHWEST U.S.				NORTHWEST U.S.			
			Price Range	Number of Ads	Wtd Avg Price	% Marked Local	Price Range	Number of Ads	Wtd Avg Price	% Marked Local	Price Range	Number of Ads	Wtd Avg Price	% Marked Local
Cucumbers	LONG SEEDLESS - Greenhouse	each	0.50 - 1.50	126	1.39		0.88 - 2.49	330	1.68		0.88 - 2.00	126	1.66	
Eggplant		each					0.50 - 2.49	81	2.15					
Garlic		per sleeve	1.50 - 2.29	175	2.00		1.49 - 2.49	178	1.87		1.50	9	1.50	
Jalapeno Peppers		per lb	0.79 - 1.79	719	1.32		0.50 - 2.79	424	1.01		0.98 - 2.79	169	1.45	
Kale		per bunch					0.69 - 2.50	61	1.17					
Kale		per lb	1.48	23	1.48									
Lettuce	Iceberg	each					0.50 - 1.99	24	1.12					
Lettuce	Romaine	each									2.19	79	2.19	
Lettuce	Romaine (Hearts)	3 count	2.50	60	2.50									
Mixed Mini Sweet Peppers		1 lb package	3.99 - 4.50	71	4.20						3.48 - 3.99	19	3.75	
Mushrooms	CREMINI	8 oz package	2.00 - 2.50	33	2.44		2.00	34	2.00					
Mushrooms	WHITE	8 oz package	0.99 - 2.50	673	1.79		1.99 - 2.50	164	2.07		2.00 - 2.50	57	2.27	
Onions, Green		per bunch	0.60 - 0.99	226	0.93		0.33 - 1.25	425	0.80		0.68 - 1.25	99	0.77	
Peppers (Bell Type)	GREEN	each	0.20 - 0.79	312	0.56		0.50 - 0.79	95	0.72		1.25	310	1.25	
Peppers (Bell Type)	GREEN	per lb					1.29 - 1.49	18	1.39					
Peppers (Bell Type)	ORANGE - Greenhouse	each									1.25	15	1.25	
Peppers (Bell Type)	ORANGE	each	1.50	162	1.50		0.97 - 2.00	718	1.42		1.25 - 1.67	544	1.33	
Peppers (Bell Type)	RED - Greenhouse	each									1.25 - 1.67	96	1.60	
Peppers (Bell Type)	RED	each	1.50	162	1.50		0.50 - 2.00	841	1.34		1.25 - 1.67	499	1.29	
Peppers (Bell Type)	RED	per lb					2.49	8	2.49					
Peppers (Bell Type)	YELLOW - Greenhouse	each									1.25	15	1.25	
Peppers (Bell Type)	YELLOW	each	1.50	162	1.50		0.97 - 2.00	718	1.42		1.25 - 1.67	544	1.33	
Radishes		1 lb bag					0.65	95	0.65					
Radishes		per bunch	0.33	14	0.33		0.33 - 1.25	293	0.61					
Salad (Mixed Types)		1 lb package					1.99	8	1.99					
Salad (Mixed Types)		10-12 oz package	1.49 - 3.99	619	2.40		1.50 - 3.33	207	2.86		1.29 - 3.99	205	3.10	
Salad (Mixed Types)		5-9 oz package	2.50 - 3.33	371	2.93		2.50 - 3.33	163	3.25		1.29 - 3.99	197	3.16	
Serrano Peppers		per lb					1.29 - 1.99	35	1.76					
Spinach		per bunch					0.69 - 0.99	58	0.90					
Spinach	FLAT TYPE	5-7 oz package	2.50	30	2.50									
Spinach	FLAT TYPE	8-10 oz package	2.99	52	2.99									
Squash	GREY	per lb	0.79 - 1.49	295	0.92		0.50 - 0.99	143	0.92					
Squash	Yellow Crookneck/Strai ghtneck	per lb	1.19 - 1.69	332	1.41		0.99 - 1.99	139	1.46					

Wtd Avg - Simple weighted average



Commodity	Variety	Unit	SOUTH CENTRAL U.S.				SOUTHWEST U.S.				NORTHWEST U.S.			
			Price Range	Number of Ads	Wtd Avg Price	% Marked Local	Price Range	Number of Ads	Wtd Avg Price	% Marked Local	Price Range	Number of Ads	Wtd Avg Price	% Marked Local
Squash	Zucchini	per lb	1.19 - 1.69	359	1.41		0.50 - 1.99	568	0.81		0.89	11	0.89	
Sweet Potatoes		3 lb bag	1.95	4	1.95		1.95	34	1.95					
Sweet Potatoes		per lb	0.69 - 0.77	120	0.72		0.89	6	0.89					
Tomatillos		per lb	0.97 - 1.69	299	1.21		0.79 - 0.99	173	0.90		0.98	9	0.98	
Tomatoes		per lb	0.99 - 1.99	311	1.40		2.99	146	2.99		1.29 - 2.29	50	1.78	
Tomatoes	Cherry Type	1 pint package					2.50	184	2.50					
Tomatoes	GRAPE TYPE	1 pint package	1.49 - 2.00	99	1.96		0.99 - 1.99	15	1.46		1.98 - 2.50	42	2.04	
Tomatoes	GRAPE TYPE	10 oz package	1.50 - 2.99	414	1.68		2.50 - 3.99	329	3.90		2.50	10	2.50	
Tomatoes	Plum Type (Roma)	per lb	0.68 - 1.50	1060	1.06		0.77 - 1.25	815	0.94		0.88 - 1.49	208	1.13	
Tomatoes	VINE RIPES - Greenhouse	per lb					1.28	8	1.28		1.28 - 1.49	28	1.36	
Tomatoes	VINE RIPES	per lb	1.79	14	1.79		1.29 - 2.99	50	1.63		1.29	61	1.29	
Tomatoes	Vine Ripes - Heirloom Varieties - Greenhouse	per lb					3.99	8	3.99					
Tomatoes	VINE RIPES - ON THE VINE - Greenhouse	per lb	1.28 - 2.14	380	1.69		0.99 - 2.99	633	2.04		0.99 - 2.49	197	1.94	
OTHER SPECIALTY CROP ITEMS														
Hemp Protein		16 oz	14.99	107	14.99		19.99	184	19.99		14.99	4	14.99	
Hemp Seeds Shelled		16 oz	13.59	75	13.59		13.59	109	13.59					
Hemp Seeds Shelled		7 oz	8.79	75	8.79									
Hemp Seeds Shelled		8 oz	6.29 - 9.99	274	8.20		6.29 - 9.99	329	8.62		6.29 - 9.99	52	7.29	
SEASONAL ITEMS														
Ornamentals	Rose, Hybrid Tea	bunched 12s	14.00	17	14.00									
Ornamentals	Tulips	6 inch pot					7.99	13	7.99					
Ornamentals	Tulips	bunched 10s									9.99	9	9.99	

Wtd Avg - Simple weighted average



Commodity	Variety	Unit	ALASKA U.S.				HAWAII U.S.			
			Price Range	Number of Ads	Wtd Avg Price	% Marked Local	Price Range	Number of Ads	Wtd Avg Price	% Marked Local
FRUIT										
Apples	Envy	2 lb bag					3.99 - 4.49	7	4.20	
Apples	Envy	per lb					2.99	23	2.99	
Apples	Fuji	3 lb bag	4.99	11	4.99		5.39	7	5.39	
Apples	Fuji	per lb	1.18	3	1.18					
Apples	Gala/Royal Gala	3 lb bag	4.99	11	4.99					
Apples	Granny Smith	5 lb bag	4.79	1	4.79					
Apples	Granny Smith	per lb	1.18	3	1.18					
Apples	Honeycrisp	5 lb bag	4.79	1	4.79					
Apples	Honeycrisp	per lb	0.99 - 1.99	4	1.49					
Apples	Jazz	per lb					2.99	23	2.99	
Apples	Red Delicious	per lb					1.69	7	1.69	
Apples, Processed	Juice	64 oz (1/2 gallon)	3.68 - 9.99	31	9.38					
Avocados	Hass	each					1.99	2	1.99	
Avocados	Hass-Marked Large	each	3.00	11	3.00					
Avocados	Hass-Marked Medium	each	1.99	11	1.99		1.56	4	1.56	
Avocados	Hass-Marked Small	each	1.39	1	1.39					
Bananas		per lb					1.29	3	1.29	
Blackberries		5.6-6 oz package	3.50 - 3.69	20	3.59					
Blueberries		6 oz package	3.69 - 3.99	3	3.79					
Cantaloupes		each					4.67	4	4.67	
Cantaloupes		per lb	2.49	28	2.49		1.39	3	1.39	
Grapefruit	RED	5 lb bag	6.99	11	6.99					
Grapefruit	RED	each					1.69	7	1.69	
Grapes	Black Seedless	per lb	3.79 - 4.99	22	4.39					
Grapes	Red Seedless	per lb	3.69 - 4.99	23	4.36		3.87	4	3.87	
Grapes	White Seedless Type	per lb	2.99 - 3.69	12	3.05		4.49	2	4.49	
Kiwifruit	Hayward	each	0.68	3	0.68					
Lemons		each	0.59 - 1.29	12	1.23					
Mangoes	Round Varieties	per lb	2.88	3	2.88		4.99	33	4.99	100
Mangoes	Yellow Varieties	each	2.89	1	2.89		1.56	4	1.56	
Oranges	Navel	3 lb bag	4.49	11	4.49					
Oranges	Navel	per lb	1.28 - 2.99	33	2.74		0.99	27	0.99	
Oranges	Navel, Cara Cara	per lb	1.49	9	1.49					
Papaya	Solo Type	per lb					1.49	2	1.49	
Pears	D'Anjou	3 lb bag					4.99	3	4.99	
Pears	D'Anjou	per lb					1.79	7	1.79	
Pineapples		each	3.99 - 8.49	30	8.19					

Wtd Avg - Simple weighted average



Commodity	Variety	Unit	ALASKA U.S.				HAWAII U.S.			
			Price Range	Number of Ads	Wtd Avg Price	% Marked Local	Price Range	Number of Ads	Wtd Avg Price	% Marked Local
Raspberries		6 oz package	3.50	11	3.50					
Strawberries		1 lb package	4.49	1	4.49	4.99	23	4.99		
Strawberries		2 lb package	9.98	11	9.98					
Tangerines/Mandarins		2 lb bag	4.59 - 4.99	12	4.96					
Tangerines/Mandarins		3 lb bag	3.99 - 5.58	25	4.84					
POTATOES & ONIONS										
Onions, Dry	WHITE	per lb				1.89	7	1.89		
Onions, Dry	YELLOW	per lb	1.19	1	1.19					
Onions, Dry	YELLOW MARKED SWEET	per lb	1.49 - 1.99	4	1.74					
Potatoes	ROUND RED	5 lb bag	3.49	2	3.49					
Potatoes	ROUND RED	per lb				1.49	7	1.49		
Potatoes	RUSSET	per lb	1.99	28	1.99					
VEGETABLES										
Artichokes		each	3.50 - 3.79	12	3.52					
Asparagus	GREEN	per lb	2.99 - 4.69	22	3.96					
Beets		per lb				1.99	7	1.99		
Broccoli		per lb	2.99	11	2.99					
Broccoli	CROWN CUT	per lb	1.99 - 2.99	21	2.43	2.99	27	2.99		
Brussels Sprouts		2 lb bag	5.00	11	5.00					
Cabbage	ROUND GREEN TYPE	per lb				1.29	27	1.29		
Carrots		1 lb bag				1.39	3	1.39		
Carrots		2 lb bag	2.78 - 3.99	32	3.84					
Carrots		per lb	1.99	2	1.99	1.29	7	1.29		
Carrots	BABY PEELED	2 lb bag	2.99	11	2.99					
Cauliflower		per lb	1.99 - 2.99	23	2.48	2.99	23	2.99		
Celery		each	1.49	2	1.49					
Celery		per lb	1.99	11	1.99					
Chinese Cabbage		per lb				0.99	2	0.99		
Corn-Sweet		each	1.33	3	1.33					
Cucumbers		each	0.99 - 1.28	5	1.16					
Cucumbers		per lb				1.99	3	1.99		
Cucumbers	LONG SEEDLESS - Greenhouse	each	1.99	11	1.99					
Cucumbers	LONG SEEDLESS - Greenhouse	per lb				1.49	2	1.49		
Jalapeno Peppers		per lb	2.49	11	2.49	3.49	3	3.49		
Lettuce	Iceberg	each	2.49	2	2.49					

Wtd Avg - Simple weighted average



Commodity	Variety	Unit	ALASKA U.S.				HAWAII U.S.			
			Price Range	Number of Ads	Wtd Avg Price	% Marked Local	Price Range	Number of Ads	Wtd Avg Price	% Marked Local
Lettuce	Romaine	per lb					1.39	7	1.39	
Mushrooms	WHITE	8 oz package	1.99 - 2.50	4	2.25					
Onions, Green		per bunch	0.88	3	0.88					
Peppers (Bell Type)	GREEN	each	1.25 - 1.99	30	1.94					
Peppers (Bell Type)	GREEN	per lb	1.89	1	1.89		2.49	23	2.49	100
Peppers (Bell Type)	RED	each	1.79	2	1.79					
Peppers (Bell Type)	YELLOW	each	1.79	2	1.79					
Salad (Mixed Types)		10-12 oz package	1.99	2	1.99					
Squash	Zucchini	per lb	1.69	9	1.69		1.99	23	1.99	
Tomatoes		per lb	3.49	2	3.49		2.49 - 2.99	7	2.78	57
Tomatoes	Plum Type (Roma)	per lb	1.79 - 2.49	12	2.43		2.59	7	2.59	
Tomatoes	VINE RIPES - ON THE VINE - Greenhouse	per lb	1.99 - 2.99	31	2.46					
OTHER SPECIALTY CROP ITEMS										
Hemp Seeds Shelled		8 oz	7.14	11	7.14		9.59	4	9.59	

Wtd Avg - Simple weighted average

NATIONAL ORGANIC SUMMARY

(not including AK & HI)

Fruit								
Commodity	Variety	Unit	THIS WEEK		LAST WEEK		LAST YEAR	
			Number of Ads	Wtd Avg Price	Number of Ads	Wtd Avg Price	Number of Ads	Wtd Avg Price
Apples	Envy	per lb	492	2.20	294	2.20		
Apples	Fuji	2 lb bag	344	4.54	238	4.75	1,337	4.91
Apples	Fuji	3 lb bag	34	6.99	25	4.63	16	2.99
Apples	Fuji	per lb	527	2.14	904	1.91	846	1.99
Apples	Gala/Royal Gala	2 lb bag	623	4.01	639	4.08	293	4.68
Apples	Gala/Royal Gala	3 lb bag	34	6.99	2,029	3.96	39	4.17
Apples	Gala/Royal Gala	per lb	91	1.94	373	1.98	508	2.19
Apples	Granny Smith	2 lb bag	395	4.23	416	4.18	104	4.33
Apples	Granny Smith	3 lb bag	34	6.99	8	5.99		
Apples	Granny Smith	per lb	120	1.94	387	1.57	145	2.51
Apples	Honeycrisp	2 lb bag	242	5.12	560	5.90	73	6.59
Apples	Honeycrisp	per lb	1,483	3.12	883	2.87	732	3.72
Apples	OPAL	2 lb bag	22	2.99	53	1.99		
Apples	Pink Lady/Cripps Pink	2 lb bag	1,419	4.96	218	4.86	73	4.47
Apples	Pink Lady/Cripps Pink	3 lb bag	19	2.99	31	5.25		
Apples, Processed	Juice	64 oz (1/2 gallon)	200	3.44	467	3.31	84	3.93
Avocados	Hass	each	507	1.98	609	1.71	1,256	1.70
Avocados	Hass-Marked Large	each	16	2.21	354	2.01		
Bananas		per lb	323	0.77	218	0.84	564	0.81
Blackberries		5.6-6 oz package	250	4.23	671	4.49	1,641	3.59
Blueberries		1 pint (11-12 oz cntr w/ lid)	363	5.98	356	5.53		
Blueberries		6 oz package	1,107	4.43	671	4.52	322	4.39
Clementines		2 lb bag	353	5.25	9	3.99	102	3.92
Grapes	Red Seedless	per lb	5	2.79				
Kiwifruit	Hayward	1-lb containers with lids	395	4.43	577	3.90		
Lemons		1 lb bag	34	2.99				
Lemons		2 lb bag	31	3.66	119	3.92	498	4.21
Lemons		each	137	0.75	98	0.80	338	0.97
Mangoes	Round Varieties	each	387	1.82	43	2.69		
Mangoes	Yellow Varieties	each	228	1.21	33	2.51		
Oranges	Navel	3 lb bag	458	5.20	462	4.86	899	5.20
Oranges	Navel	4 lb bag	214	5.11	256	5.57	14	5.99
Oranges	Navel	per lb	19	2.20	394	1.82	407	1.99

Wtd Avg - Simple weighted average



Commodity	Variety	Unit	THIS WEEK		LAST WEEK		LAST YEAR	
			Number of Ads	Wtd Avg Price	Number of Ads	Wtd Avg Price	Number of Ads	Wtd Avg Price
Oranges	Navel, Cara Cara	3 lb bag	347	4.98	347	4.98		
Pears	Bartlett	2 lb bag	183	3.50				
Pears	Bartlett	per lb	199	2.51	81	2.48	113	1.98
Pears	D'Anjou	2 lb bag	197	3.50	197	3.50		
Pears	D'Anjou	per lb	38	1.99	86	1.99	8	2.29
Pineapples		each	8	4.99	441	3.98		
Raspberries		1 pint (11-12 oz cntr w/ lid)	17	3.99	40	3.99		
Raspberries		6 oz package	1,950	4.65	714	4.53		
Strawberries		1 lb package	1,557	4.40	2,881	4.89	1,701	4.30
Strawberries		2 lb package	100	7.99				
Tangerines/Mandarins		2 lb bag	3,477	4.98	5,378	4.48	2,482	4.92
Tangerines/Mandarins		per lb	19	2.99			19	3.99

Potatoes & Onions

Commodity	Variety	Unit	THIS WEEK		LAST WEEK		LAST YEAR	
			Number of Ads	Wtd Avg Price	Number of Ads	Wtd Avg Price	Number of Ads	Wtd Avg Price
Onions, Dry	YELLOW	3 lb bag	402	4.66	190	4.99	1,063	3.99
Onions, Dry	YELLOW MARKED SWEET	2 lb bag	131	3.99	131	3.99		
Potatoes	ROUND RED	3 lb bag	81	4.10	46	3.99	7	2.99
Potatoes	RUSSET	3 lb bag	72	3.99	9	3.79	39	3.49
Potatoes	RUSSET	5 lb bag	427	3.75	205	4.06	13	5.99
Potatoes	RUSSET	per lb	173	1.52	154	1.49	165	1.78
Potatoes	YELLOW TYPE	3 lb bag	72	3.99	46	3.99		

Vegetables

Commodity	Variety	Unit	THIS WEEK		LAST WEEK		LAST YEAR	
			Number of Ads	Wtd Avg Price	Number of Ads	Wtd Avg Price	Number of Ads	Wtd Avg Price
Asparagus	GREEN	per lb	796	4.20	833	4.05	688	4.01
Beans	ROUND GREEN TYPE	12 oz bag	100	3.99	193	3.46		
Beans	ROUND GREEN TYPE	per lb	6	3.98	20	3.36	9	2.49
Beets		per bunch	232	3.30	24	1.89	199	2.23
Broccoli		per bunch	250	3.31	182	2.94	34	3.99
Broccoli	CROWN CUT	per lb	9	2.99	245	2.49	255	2.45
Brussels Sprouts		1 lb bag	190	3.99	356	3.52		
Cabbage	ROUND GREEN TYPE	per lb	53	1.69			146	1.49
Carrots		1 lb bag	302	1.61	165	1.50	1,669	1.44
Carrots		2 lb bag	34	2.99	835	3.22		

Wtd Avg - Simple weighted average



Commodity	Variety	Unit	THIS WEEK		LAST WEEK		LAST YEAR	
			Number of Ads	Wtd Avg Price	Number of Ads	Wtd Avg Price	Number of Ads	Wtd Avg Price
Carrots		per bunch	167	3.17	48	2.43	78	1.52
Carrots		per lb	179	1.32	154	1.29	154	1.69
Carrots	BABY PEELED	1 lb bag	955	1.72	2,593	1.48	2,894	1.56
Cauliflower		each	241	3.60	155	3.08	88	4.41
Cauliflower		per lb	17	1.49	53	1.29	27	2.99
Celery		each	62	1.71	257	1.91	158	1.73
Celery	HEARTS	per package	475	3.59	297	3.06		
Cilantro		per bunch	120	1.28	146	1.49		
Collards		per bunch	190	3.50	190	3.50		
Cucumbers		each	7	1.50	7	1.50	51	0.99
Cucumbers		per lb	8	2.99	8	2.99		
Cucumbers	LONG SEEDLESS - Greenhouse	each	635	2.55	481	2.54	555	1.98
Kale		per bunch	374	2.90	309	2.80	78	1.82
Kale		per lb	19	2.50				
Lettuce	Green Leaf	each	163	2.02	141	1.99		
Lettuce	Iceberg	each	197	3.49	231	3.42		
Lettuce	Red Leaf	each	124	2.03	115	1.99		
Lettuce	Red Leaf	per lb	39	1.99	39	1.99		
Lettuce	Romaine (Hearts)	3 count	245	3.92	58	4.07	176	3.61
Mixed Mini Sweet Peppers		1 lb package	185	2.54	361	4.01	390	3.59
Mushrooms	CREMINI	8 oz package	378	3.05	682	3.52		
Mushrooms	PORTOBELLA	6 oz package	5	3.00	257	3.49		
Mushrooms	WHITE	6 oz package	81	3.48				
Mushrooms	WHITE	8 oz package	780	2.95	483	3.25	51	2.61
Peppers (Bell Type)	GREEN	per lb	8	2.79	8	2.79		
Peppers (Bell Type)	ORANGE	per lb	9	3.99	86	3.88	9	3.99
Peppers (Bell Type)	RED	per lb	9	3.99	283	3.89	9	3.99
Peppers (Bell Type)	YELLOW	per lb	9	3.99			9	3.99
Salad (Mixed Types)		1 lb package	264	5.91	225	5.72		
Salad (Mixed Types)		10-12 oz package	287	5.11	374	4.95	176	4.77
Salad (Mixed Types)		5-9 oz package	1,837	3.49	1,875	3.02	3,078	3.21
Spinach	FLAT TYPE	5-7 oz package	368	4.23	68	3.61		
Squash	Zucchini	per lb	27	1.59	140	2.14	2,507	1.90
Sweet Potatoes		per lb	38	1.69	74	1.93	64	3.05
Swiss Chard		per bunch	15	2.29	11	2.50	66	2.49
Tomatoes		per lb	170	2.63	170	2.63	170	2.63
Tomatoes	Cherry Type	10 oz package	14	3.49				

Wtd Avg - Simple weighted average



Commodity	Variety	Unit	THIS WEEK		LAST WEEK		LAST YEAR	
			Number of Ads	Wtd Avg Price	Number of Ads	Wtd Avg Price	Number of Ads	Wtd Avg Price
Tomatoes	GRAPE TYPE	1 pint package	920	2.75	154	3.67	663	2.90
Tomatoes	GRAPE TYPE	10 oz package	563	3.30	351	3.95	53	3.46
Tomatoes	VINE RIPES - Greenhouse	per lb	9	3.79	9	3.79	105	3.70
Tomatoes	Vine Ripes - Heirloom Varieties - Greenhouse	per lb	21	3.37	19	3.57	26	3.99
Tomatoes	VINE RIPES - ON THE VINE - Greenhouse	per lb	484	2.80	328	2.31	704	2.35

Other Specialty Crop Items

Commodity	Variety	Unit	THIS WEEK		LAST WEEK		LAST YEAR	
			Number of Ads	Wtd Avg Price	Number of Ads	Wtd Avg Price	Number of Ads	Wtd Avg Price
Hemp (Seed) Oil		16 oz	355	16.99	240	16.99		
Hemp Protein		12 oz	99	15.23	197	11.89		
Hemp Protein		16 oz	109	13.49			214	18.99
Hemp Protein		32 oz	154	25.99	154	25.99		
Hemp Protein		8 oz	126	15.63	115	15.63		
Hemp Seeds Shelled		12 oz	729	13.71	700	13.68	368	14.44
Hemp Seeds Shelled		16 oz	356	14.99	257	15.04		
Hemp Seeds Shelled		7 oz	763	10.14	700	10.15	467	11.16
Hemp Seeds Shelled		8 oz	13	12.80	249	10.10		

Wtd Avg - Simple weighted average



REGIONAL ORGANIC DETAILS

Commodity	Variety	Unit	NORTHEAST U.S.				SOUTHEAST U.S.				MIDWEST U.S.			
			Price Range	Number of Ads	Wtd Avg Price	% Marked Local	Price Range	Number of Ads	Wtd Avg Price	% Marked Local	Price Range	Number of Ads	Wtd Avg Price	% Marked Local
FRUIT														
Apples	Envy	per lb	2.21	122	2.21						2.21	67	2.21	
Apples	Fuji	2 lb bag	3.99 - 4.99	198	4.95									
Apples	Fuji	3 lb bag					6.99	34	6.99					
Apples	Fuji	per lb	1.99 - 2.99	148	2.23					1.48 - 2.21	76	2.12		
Apples	Gala/Royal Gala	2 lb bag	3.50 - 4.99	381	4.25		3.50	14	3.50	3.99	29	3.99		
Apples	Gala/Royal Gala	3 lb bag					6.99	34	6.99					
Apples	Gala/Royal Gala	per lb	1.99	82	1.99					1.48	9	1.48		
Apples	Granny Smith	2 lb bag	3.50 - 4.99	381	4.25		3.50	14	3.50					
Apples	Granny Smith	3 lb bag					6.99	34	6.99					
Apples	Granny Smith	per lb	1.79 - 1.99	111	1.98					1.48	9	1.48		
Apples	Honeycrisp	2 lb bag	3.99 - 4.99	198	4.95					5.89	44	5.89		
Apples	Honeycrisp	per lb	1.99 - 3.88	210	3.14		2.21 - 3.88	172	3.04	1.48 - 3.88	76	3.60		
Apples	OPAL	2 lb bag								2.99	22	2.99		
Apples	Pink Lady/Cripps Pink	2 lb bag	3.79 - 4.99	224	4.81		4.99	1195	4.99					
Apples	Pink Lady/Cripps Pink	3 lb bag								2.99	19	2.99		
Apples, Processed	Juice	64 oz (1/2 gallon)	3.39 - 3.99	200	3.44									
Avocados	Hass	each	2.00 - 2.29	165	2.01					1.67	44	1.67		
Avocados	Hass-Marked Large	each	2.49	7	2.49									
Bananas		per lb	0.69 - 0.99	159	0.74					0.79 - 0.89	23	0.83		
Blackberries		5.6-6 oz package	4.99	72	4.99					1.99 - 4.00	34	2.82		
Blueberries		1 pint (11-12 oz cntr w/ lid)					5.98	52	5.98					
Blueberries		6 oz package	3.49 - 4.99	147	4.22		4.50	732	4.50	3.99 - 4.00	19	3.99		
Clementines		2 lb bag								4.99	71	4.99		
Grapes	Red Seedless	per lb	2.79	5	2.79									
Kiwifruit	Hayward	1-lb containers with lids	4.43	122	4.43					4.43	67	4.43		
Lemons		each	0.66	34	0.66									
Mangoes	Round Varieties	each	1.69	322	1.69					2.49	11	2.49		
Mangoes	Yellow Varieties	each					0.98	187	0.98					
Oranges	Navel	3 lb bag	5.49	129	5.49									
Oranges	Navel	4 lb bag	4.99 - 6.99	192	5.08		4.99	14	4.99					
Oranges	Navel, Cara Cara	3 lb bag					4.98	52	4.98					
Pears	Bartlett	2 lb bag	3.50	183	3.50									
Pears	Bartlett	per lb	2.49 - 2.99	199	2.51									
Pears	D'Anjou	2 lb bag	3.50	183	3.50		3.50	14	3.50					

Wtd Avg - Simple weighted average



Commodity	Variety	Unit	NORTHEAST U.S.				SOUTHEAST U.S.				MIDWEST U.S.			
			Price Range	Number of Ads	Wtd Avg Price	% Marked Local	Price Range	Number of Ads	Wtd Avg Price	% Marked Local	Price Range	Number of Ads	Wtd Avg Price	% Marked Local
Pears	D'Anjou	per lb	1.99	38	1.99									
Pineapples		each	4.99	8	4.99									
Raspberries		6 oz package	4.99	72	4.99		3.98 - 4.99	432	4.45		3.99 - 4.00	18	3.99	
Strawberries		1 lb package	4.43 - 5.99	392	5.02		3.98 - 4.99	152	4.33	9	3.99 - 4.43	191	4.14	
Strawberries		2 lb package									7.99	39	7.99	
Tangerines/Mandarins		2 lb bag	3.99 - 5.49	144	5.39		4.49 - 5.99	2033	5.17		3.99 - 4.49	725	4.47	

POTATOES & ONIONS

Onions, Dry	YELLOW	3 lb bag	3.99 - 4.99	402	4.66								
Onions, Dry	YELLOW MARKED SWEET	2 lb bag	3.99	131	3.99								
Potatoes	ROUND RED	3 lb bag	3.99 - 4.99	81	4.10								
Potatoes	RUSSET	3 lb bag	3.99	72	3.99								
Potatoes	RUSSET	5 lb bag	3.99	224	3.99		5.99	34	5.99				
Potatoes	RUSSET	per lb									1.49	13	1.49
Potatoes	YELLOW TYPE	3 lb bag	3.99	72	3.99								

VEGETABLES

Asparagus	GREEN	per lb	4.43	122	4.43		4.43	86	4.43		4.43	67	4.43
Beans	ROUND GREEN TYPE	12 oz bag									3.99	39	3.99
Beets		per bunch					3.49	74	3.49		1.50	7	1.50
Broccoli		per bunch	2.49 - 3.99	93	3.74						3.99	11	3.99
Broccoli	CROWN CUT	per lb	2.99	9	2.99								
Brussels Sprouts		1 lb bag	3.99	190	3.99								
Carrots		1 lb bag	1.50 - 1.67	293	1.59		2.00	9	2.00				
Carrots		2 lb bag	2.99	34	2.99								
Carrots		per bunch	1.99	9	1.99								
Carrots		per lb					1.50	14	1.50		1.29	13	1.29
Carrots	BABY PEELED	1 lb bag	1.50 - 2.00	544	1.65						1.50 - 2.00	256	1.93
Cauliflower		each	3.99	7	3.99		4.49	74	4.49				
Cauliflower		per lb									1.49	17	1.49
Celery		each	1.50	35	1.50								
Celery	HEARTS	per package	3.49 - 3.99	411	3.72		3.49	14	3.49		2.50	14	2.50
Cilantro		per bunch	1.50 - 1.99	54	1.63								
Collards		per bunch	3.50	190	3.50								
Cucumbers		per lb	2.99	8	2.99								
Cucumbers	LONG SEEDLESS - Greenhouse	each	1.99 - 2.99	243	2.59		2.54	86	2.54		2.54	67	2.54
Kale		per bunch	2.50 - 3.50	234	3.33								
Kale		per lb	2.50	19	2.50								
Lettuce	Green Leaf	each	2.50	9	2.50						1.99	13	1.99

Wtd Avg - Simple weighted average



Commodity	Variety	Unit	NORTHEAST U.S.				SOUTHEAST U.S.				MIDWEST U.S.			
			Price Range	Number of Ads	Wtd Avg Price	% Marked Local	Price Range	Number of Ads	Wtd Avg Price	% Marked Local	Price Range	Number of Ads	Wtd Avg Price	% Marked Local
Lettuce	Iceberg	each	3.49	183	3.49		3.49	14	3.49					
Lettuce	Red Leaf	each	2.50	9	2.50									
Lettuce	Red Leaf	per lb								1.99	13	1.99		
Lettuce	Romaine (Hearts)	3 count								3.99	6	3.99		
Mixed Mini Sweet Peppers		1 lb package								2.98	16	2.98		
Mushrooms	CREMINI	8 oz package	3.99	20	3.99									
Mushrooms	WHITE	8 oz package	2.99 - 3.99	209	3.08					2.00	60	2.00		
Peppers (Bell Type)	GREEN	per lb	2.79	8	2.79									
Peppers (Bell Type)	ORANGE	per lb	3.99	9	3.99									
Peppers (Bell Type)	RED	per lb	3.99	9	3.99									
Peppers (Bell Type)	YELLOW	per lb	3.99	9	3.99									
Salad (Mixed Types)		1 lb package								4.99 - 6.00	222	5.90		
Salad (Mixed Types)		10-12 oz package	5.99	11	5.99					4.99 - 6.99	130	5.16		
Salad (Mixed Types)		5-9 oz package	2.99 - 4.49	833	3.29		3.50 - 4.50	380	4.46	2.99 - 3.99	261	3.05		
Spinach	FLAT TYPE	5-7 oz package	3.50 - 4.49	83	3.79		3.99 - 4.49	239	4.47	3.98 - 3.99	32	3.99		
Sweet Potatoes		per lb	1.69	38	1.69									
Swiss Chard		per bunch								1.50	7	1.50		
Tomatoes		per lb	3.99	16	3.99					2.49	13	2.49		
Tomatoes	GRAPE TYPE	1 pint package	2.49 - 3.99	685	2.99		2.00	187	2.00	1.50 - 2.99	48	2.18		
Tomatoes	GRAPE TYPE	10 oz package	3.49	75	3.49		3.50	366	3.50	2.50 - 2.99	122	2.58		
Tomatoes	VINE RIPES - Greenhouse	per lb	3.79	9	3.79									
Tomatoes	VINE RIPES - ON THE VINE - Greenhouse	per lb	2.99	255	2.99					2.99	8	2.99		

OTHER SPECIALTY CROP ITEMS

Hemp (Seed) Oil		16 oz	16.85	8	16.85		16.99	52	16.99				
Hemp Protein		12 oz	15.49	9	15.49		15.19	86	15.19				
Hemp Protein		32 oz								25.99	13	25.99	
Hemp Protein		8 oz								15.63	11	15.63	
Hemp Seeds Shelled		12 oz	12.79 - 14.99	139	13.03		14.99	52	14.99	11.49 - 13.59	80	13.25	
Hemp Seeds Shelled		16 oz	14.99	9	14.99		14.99	52	14.99				
Hemp Seeds Shelled		7 oz	8.63 - 11.99	131	8.86		11.99	52	11.99	7.69	13	7.69	
Hemp Seeds Shelled		8 oz	12.49	9	12.49								

Wtd Avg - Simple weighted average



Commodity	Variety	Unit	SOUTH CENTRAL U.S.				SOUTHWEST U.S.				NORTHWEST U.S.			
			Price Range	Number of Ads	Wtd Avg Price	% Marked Local	Price Range	Number of Ads	Wtd Avg Price	% Marked Local	Price Range	Number of Ads	Wtd Avg Price	% Marked Local
FRUIT														
Apples	Envy	per lb	2.21	75	2.21		2.21 - 2.99	125	2.31		1.98 - 2.21	103	2.03	78
Apples	Fuji	2 lb bag					3.99	146	3.99					
Apples	Fuji	per lb	1.98 - 2.21	84	2.19		1.98 - 2.21	143	2.16		1.49 - 2.49	76	1.89	9
Apples	Gala/Royal Gala	2 lb bag					2.49 - 3.99	199	3.59					
Apples	Honeycrisp	per lb	2.99 - 3.88	170	3.38		2.99 - 3.99	475	3.21		0.99 - 3.88	380	2.83	
Avocados	Hass	each					1.25 - 2.49	237	1.89		2.50	61	2.50	
Avocados	Hass-Marked Large	each	2.00	9	2.00									
Bananas		per lb	0.79	92	0.79		0.79	23	0.79		0.79	26	0.79	
Blackberries		5.6-6 oz package	4.00 - 4.50	136	4.11		5.49	8	5.49					
Blueberries		1 pint (11-12 oz cntr w/ lid)	5.98	107	5.98		5.98 - 5.99	200	5.98		5.98	4	5.98	
Blueberries		6 oz package	3.99 - 4.99	179	4.27		3.99 - 5.49	13	4.91		4.99	17	4.99	
Clementines		2 lb bag	3.99	95	3.99		5.99	187	5.99					
Kiwifruit	Hayward	1-lb containers with lids	4.43	75	4.43		4.43	109	4.43		4.43	22	4.43	
Lemons		1 lb bag	2.99	34	2.99									
Lemons		2 lb bag	2.98	17	2.98		4.49	14	4.49					
Lemons		each					0.69 - 0.79	24	0.76		0.79	79	0.79	
Mangoes	Round Varieties	each									1.98 - 3.00	54	2.45	
Mangoes	Yellow Varieties	each									2.00 - 2.50	41	2.27	
Oranges	Navel	3 lb bag	4.98 - 5.99	141	5.22		4.98	184	4.98		4.98	4	4.98	
Oranges	Navel	4 lb bag					5.99	8	5.99					
Oranges	Navel	per lb					1.99 - 2.49	19	2.20					
Oranges	Navel, Cara Cara	3 lb bag	4.98	107	4.98		4.98	184	4.98		4.98	4	4.98	
Raspberries		1 pint (11-12 oz cntr w/ lid)					3.99	17	3.99					
Raspberries		6 oz package	3.98 - 4.50	243	4.05		3.98 - 4.99	894	4.78		3.98 - 4.99	291	4.98	
Strawberries		1 lb package	3.98 - 4.98	446	4.18		3.48 - 4.43	313	4.10		3.98 - 5.99	63	4.62	
Strawberries		2 lb package	7.99	61	7.99									
Tangerines/Mandarins		2 lb bag	4.49 - 5.99	200	4.76		4.99 - 5.99	237	5.05		4.49 - 4.99	138	4.54	
Tangerines/Mandarins		per lb									2.99	19	2.99	
POTATOES & ONIONS														
Potatoes	RUSSET	5 lb bag					2.99	169	2.99					
Potatoes	RUSSET	per lb	1.49	92	1.49		1.49 - 1.99	42	1.62		1.49	26	1.49	
VEGETABLES														
Asparagus	GREEN	per lb	4.43	150	4.43		2.99 - 5.99	291	3.66		3.99 - 5.99	80	4.99	
Beans	ROUND GREEN TYPE	12 oz bag	3.99	61	3.99									
Beans	ROUND GREEN TYPE	per lb									3.98	6	3.98	

Wtd Avg - Simple weighted average



Commodity	Variety	Unit	SOUTH CENTRAL U.S.				SOUTHWEST U.S.				NORTHWEST U.S.			
			Price Range	Number of Ads	Wtd Avg Price	% Marked Local	Price Range	Number of Ads	Wtd Avg Price	% Marked Local	Price Range	Number of Ads	Wtd Avg Price	% Marked Local
Beets		per bunch					2.98	20	2.98		3.33	131	3.33	
Broccoli		per bunch					2.99	146	2.99					
Cabbage	ROUND GREEN TYPE	per lb					1.69	53	1.69					
Carrots		per bunch					2.99	16	2.99	100	2.50 - 3.33	142	3.27	
Carrots		per lb	1.29	92	1.29		1.29	23	1.29		1.29 - 1.49	37	1.35	
Carrots	BABY PEELED	1 lb bag	1.50 - 1.99	155	1.64									
Cauliflower		each					2.99 - 4.99	160	3.17					
Celery		each	1.99	27	1.99									
Celery	HEARTS	per package					2.50	8	2.50		2.50	28	2.50	
Cilantro		per bunch					0.99	66	0.99					
Cucumbers		each									1.50	7	1.50	
Cucumbers	LONG SEEDLESS - Greenhouse	each	2.54	75	2.54		1.99 - 2.54	123	2.48		2.50 - 2.54	41	2.52	
Kale		per bunch					0.99 - 1.99	41	1.43		1.99 - 3.00	99	2.48	
Lettuce	Green Leaf	each	1.99	92	1.99		1.99	23	1.99		1.99	26	1.99	
Lettuce	Red Leaf	each	1.99	92	1.99		1.99	23	1.99					
Lettuce	Red Leaf	per lb									1.99	26	1.99	
Lettuce	Romaine (Hearts)	3 count	3.50 - 3.99	108	3.82						3.99	131	3.99	
Mixed Mini Sweet Peppers		1 lb package					2.50	169	2.50					
Mushrooms	CREMINI	8 oz package					3.00	358	3.00					
Mushrooms	PORTOBELLA	6 oz package	3.00	5	3.00									
Mushrooms	WHITE	6 oz package									3.48	81	3.48	
Mushrooms	WHITE	8 oz package					3.00 - 3.99	14	3.57		2.99 - 3.00	497	3.00	
Salad (Mixed Types)		1 lb package	6.00	42	6.00									
Salad (Mixed Types)		10-12 oz package					5.00	146	5.00					
Salad (Mixed Types)		5-9 oz package	3.00 - 3.99	155	3.38		2.99 - 3.50	195	3.06		3.33 - 4.49	13	3.95	
Spinach	FLAT TYPE	5-7 oz package	3.50	8	3.50						3.33	6	3.33	
Squash	Zucchini	per lb									1.48 - 1.98	27	1.59	77
Swiss Chard		per bunch					2.99	8	2.99					
Tomatoes		per lb	2.49	92	2.49		2.49	23	2.49		2.49	26	2.49	
Tomatoes	Cherry Type	10 oz package					3.49	14	3.49					
Tomatoes	Vine Ripes - Heirloom Varieties - Greenhouse	per lb					2.99 - 3.99	21	3.37					
Tomatoes	VINE RIPES - ON THE VINE - Greenhouse	per lb	1.98 - 2.99	116	2.91		1.99 - 2.49	89	2.08		2.99	16	2.99	
OTHER SPECIALTY CROP ITEMS														
Hemp (Seed) Oil		16 oz	16.99	107	16.99		16.99	184	16.99		16.99	4	16.99	

Wtd Avg - Simple weighted average



Commodity	Variety	Unit	SOUTH CENTRAL U.S.				SOUTHWEST U.S.				NORTHWEST U.S.			
			Price Range	Number of Ads	Wtd Avg Price	% Marked Local	Price Range	Number of Ads	Wtd Avg Price	% Marked Local	Price Range	Number of Ads	Wtd Avg Price	% Marked Local
Hemp Protein		12 oz									15.49	4	15.49	
Hemp Protein		16 oz					13.49	109	13.49					
Hemp Protein		32 oz	25.99	92	25.99		25.99	23	25.99		25.99	26	25.99	
Hemp Protein		8 oz	15.63	115	15.63									
Hemp Seeds Shelled		12 oz	11.49 - 14.99	199	13.37		11.49 - 14.99	207	14.60		11.49 - 14.99	52	12.65	
Hemp Seeds Shelled		16 oz	14.99	107	14.99		14.99	184	14.99		14.99	4	14.99	
Hemp Seeds Shelled		7 oz	7.69 - 11.99	199	10.00		7.69 - 11.99	316	10.71		7.69 - 11.99	52	9.16	
Hemp Seeds Shelled		8 oz									13.49	4	13.49	

Wtd Avg - Simple weighted average



Commodity	Variety	Unit	ALASKA U.S.				HAWAII U.S.			
			Price Range	Number of Ads	Wtd Avg Price	% Marked Local	Price Range	Number of Ads	Wtd Avg Price	% Marked Local
FRUIT										
Apples	Envy	2 lb bag					3.99	23	3.99	
Apples	Envy	per lb					3.10	4	3.10	
Apples	Fuji	per lb					3.10	4	3.10	
Apples	Honeycrisp	2 lb bag	3.48	3	3.48					
Apples	Honeycrisp	per lb					5.43	4	5.43	
Blackberries		5.6-6 oz package	5.29	1	5.29					
Kiwifruit	Hayward	1-lb containers with lids					6.21	4	6.21	
Strawberries		1 lb package					6.21	4	6.21	
Tangerines/Mandarins		2 lb bag	5.49	11	5.49					
VEGETABLES										
Asparagus	GREEN	per lb					6.21	4	6.21	
Carrots	BABY PEELED	2 lb bag	3.99	11	3.99					
Celery		each	2.59	1	2.59					
Salad (Mixed Types)		5-9 oz package					4.59	4	4.59	
Tomatoes		per lb					2.99	23	2.99	
Tomatoes	GRAPE TYPE	10 oz package	3.49	1	3.49					
Tomatoes	VINE RIPES - ON THE VINE - Greenhouse	per lb	2.78	3	2.78					
OTHER SPECIALTY CROP ITEMS										
Hemp Seeds Shelled		12 oz					17.59	4	17.59	
Hemp Seeds Shelled		16 oz					15.99	4	15.99	
Hemp Seeds Shelled		7 oz	8.44	11	8.44		11.99 - 12.19	8	12.09	

Wtd Avg - Simple weighted average

REGIONAL DEFINITIONS

As used in this report, regions include the following states:	
NORTHEAST U.S.	Connecticut, Delaware, Massachusetts, Maryland, Maine, New Hampshire, New Jersey, New York, Pennsylvania, Rhode Island and Vermont
SOUTHEAST U.S.	Alabama, Florida, Georgia, Mississippi, North Carolina, South Carolina, Tennessee, Virginia and West Virginia
MIDWEST U.S.	Iowa, Illinois, Indiana, Kentucky, Michigan, Minnesota, North Dakota, Nebraska, Ohio, South Dakota and Wisconsin
SOUTH CENTRAL U.S.	Arkansas, Colorado, Kansas, Louisiana, Missouri, New Mexico, Oklahoma, and Texas
SOUTHWEST U.S.	Arizona, California, Nevada and Utah
NORTHWEST U.S.	Idaho, Montana, Oregon, Washington, and Wyoming
ALASKA	Alaska
HAWAII	Hawaii
NATIONAL	Continental United States

1 -- Specialty Crops Market News surveys nearly 271 retailers, comprising over 29,700 individual stores, with online weekly advertised features.

2 -- Date range reflects one week of data collection ending on the report date and encompassing ad pricing good from the Saturday before the report release date through the following Friday.