



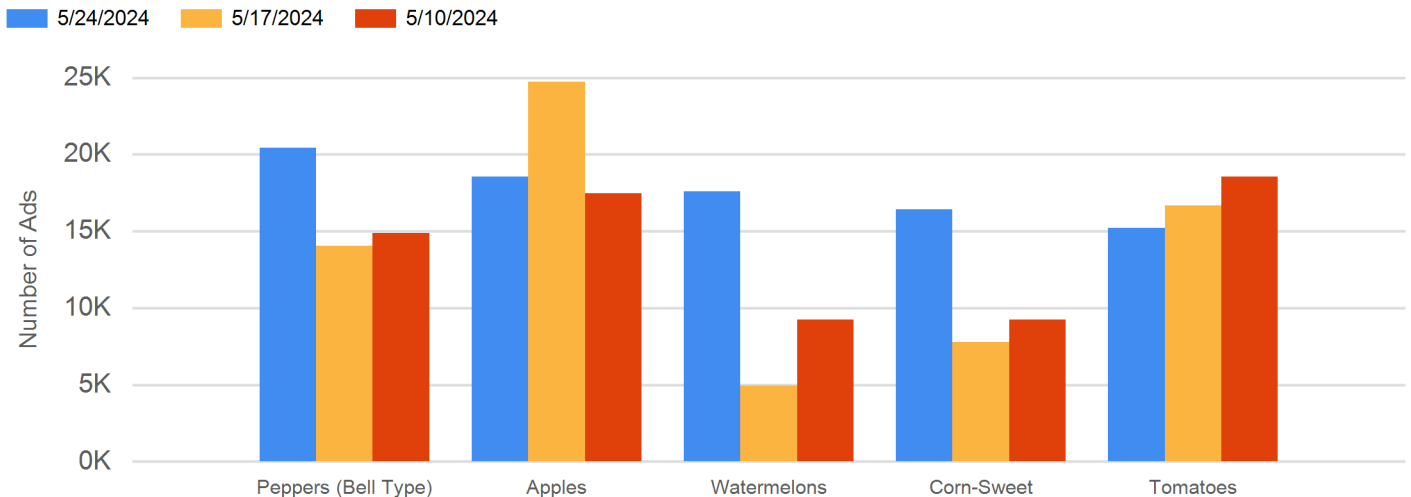
## Advertised Prices for Specialty Crops Products at Major Retail Supermarket Outlets ending during the period of 5/18/2024 to 5/30/2024

As Memorial Day approaches, retailers took the opportunity to promote delicious and nutritious produce items. Consider creating a refreshing fruit salad with a mix of cherries, strawberries, and watermelon. Avocados, rich in healthy fats, can be mashed up for guacamole or sliced for avocado toast. Grilled sweet corn, brushed with olive oil and sprinkled with salt and pepper, is a classic summer treat. Pair it with zesty grilled peppers and a string bean salad tossed with cherry tomatoes, red onion, and a light vinaigrette. Top the salad with toasted almonds for crunch. Enjoy your Memorial Day celebration!

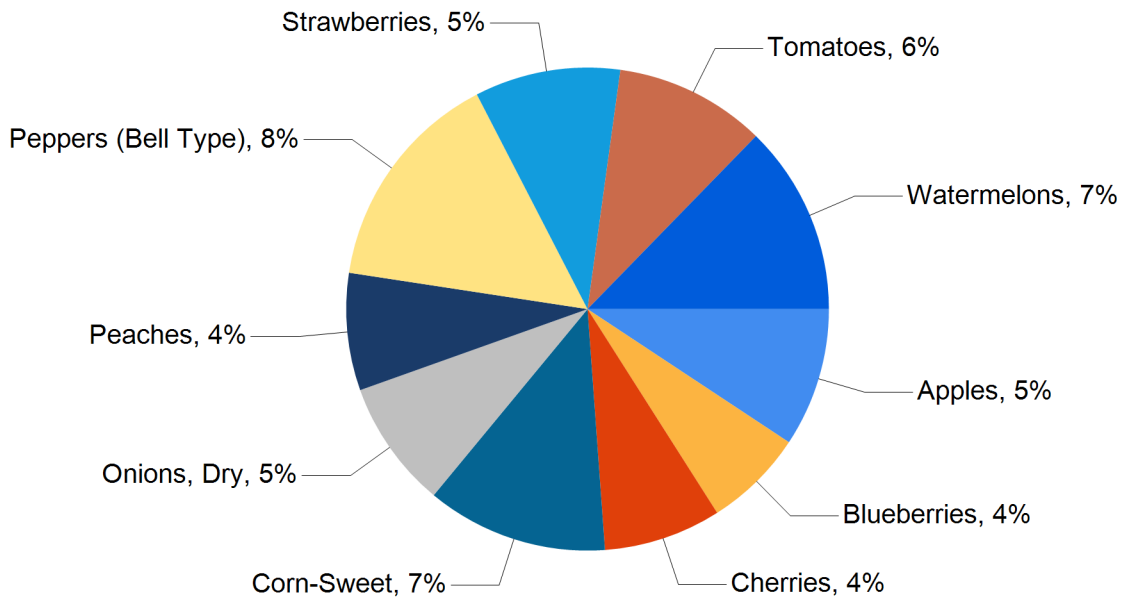
Total ad numbers this week were 273,105, a 4% decrease from last week's total of 283,079. The total for the same week last year was 2% lower at 267,087. The total number of ads broken out by commodity groups: fruit 137,063 (50% of all ads), onions and potatoes 20,203 (7%), vegetables 97,135 (41%), herbs 870, ornamentals 885, and hemp 3,747. The number of ads for organic produce was 31,235, 11% of total ads.

The following are the prices of major advertised items (3,000 plus ads) this week, compared to the same week last year. Significant increases in price for fruit this week included cherries at 16%, peaches at 20% and strawberries at 11%. Significant decreases included only pineapples at 13%. There were significant changes in price for 5 lb bags of russet potatoes at 15%. There were no significant changes on onions this week. Only corn had increases in price at 16%. Significant decreases included for vegetables only asparagus at 11%.

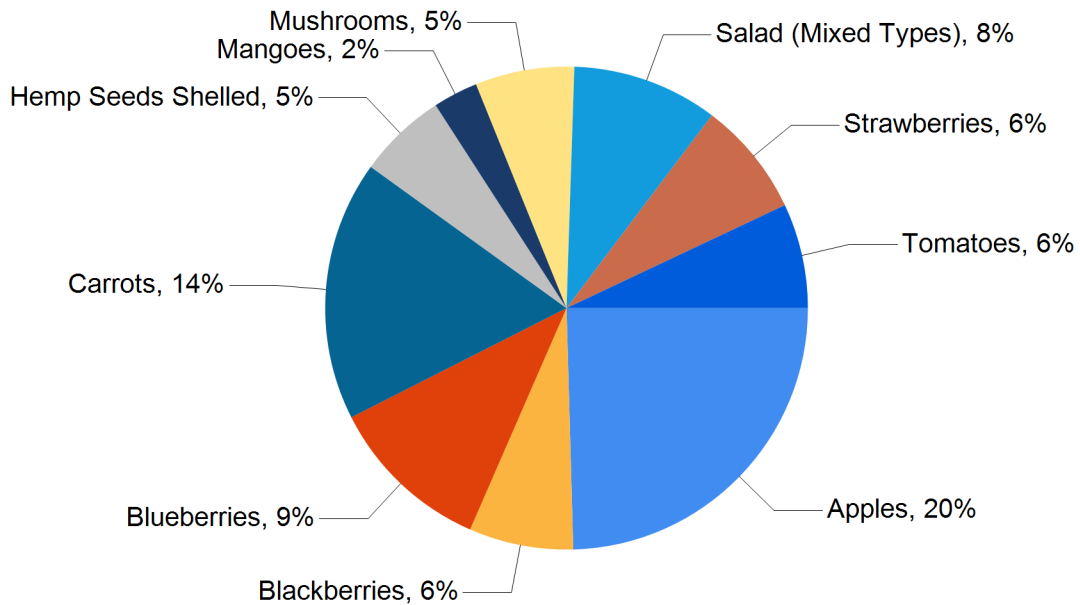
### Top 5 Commodities Featured This Week



### Top 10 Commodities as Percentage of Total Conventional Ads

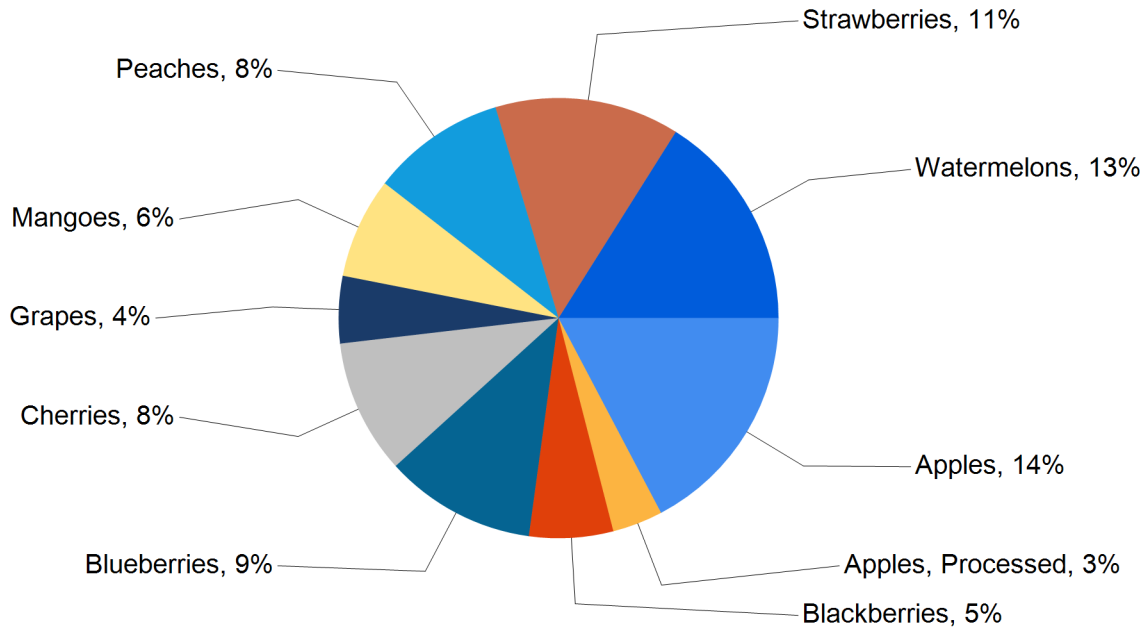


### Top 10 Commodities as Percentage of Total Organic Ads

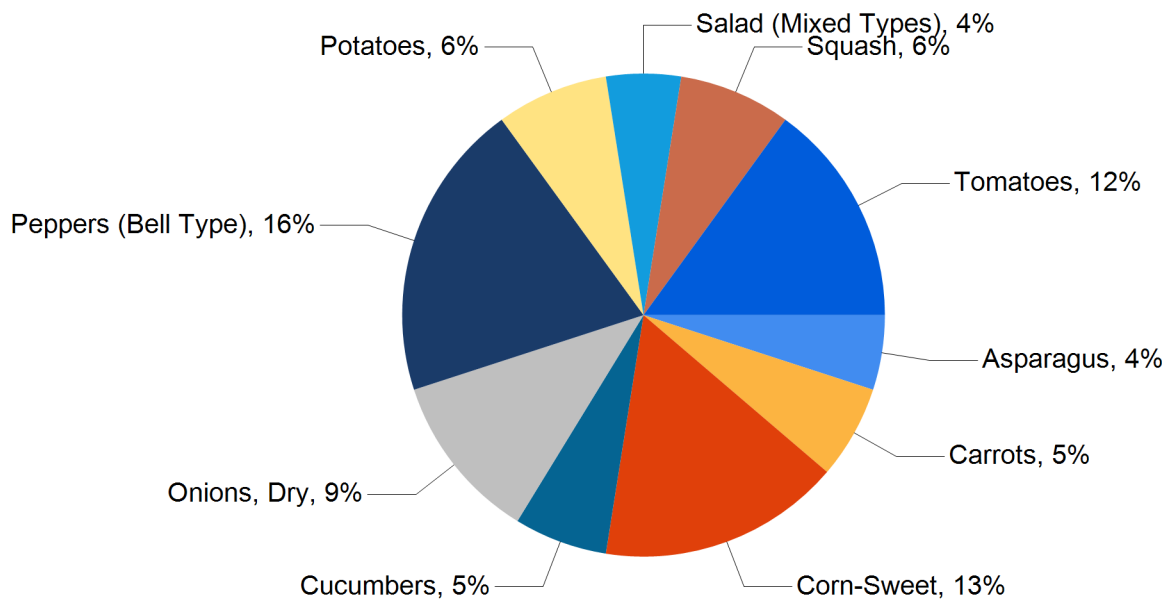


Wtd Avg - Simple weighted average

### Top 10 Fruits as Percentage of Total Fruit Ads



### Top 10 Vegetables as Percentage of Total Vegetable Ads Including Onions and Potatoes



Wtd Avg - Simple weighted average



**NATIONAL CONVENTIONAL SUMMARY**  
(not including AK & HI)

Fruit								
Commodity	Variety	Unit	THIS WEEK		LAST WEEK		LAST YEAR	
			Number of Ads	Wtd Avg Price	Number of Ads	Wtd Avg Price	Number of Ads	Wtd Avg Price
Apple Pears		per lb	46	1.51	40	1.49		
Apples	Ambrosia	per lb	56	1.23	12	1.29		
Apples	Fuji	3 lb bag	1,732	4.15	730	3.41	1,355	4.49
Apples	Fuji	5 lb bag	13	5.99	315	5.09		
Apples	Fuji	per lb	1,794	1.73	759	1.43	209	1.76
Apples	Gala/Royal Gala	3 lb bag	1,853	4.14	2,209	3.03	118	3.91
Apples	Gala/Royal Gala	5 lb bag	13	5.99	34	5.99		
Apples	Gala/Royal Gala	per lb	299	1.55	478	1.54	410	1.45
Apples	Golden Delicious	per lb	116	1.49	42	1.26		
Apples	Granny Smith	5 lb bag	13	5.99	34	5.99		
Apples	Granny Smith	per lb	1,765	1.57	496	1.25	79	1.86
Apples	Honeycrisp	3 lb bag	14	5.99	753	4.46		
Apples	Honeycrisp	per lb	2,315	1.96	5,107	1.58	507	2.24
Apples	Jonagold	per lb	130	1.48			130	1.48
Apples	Pink Lady/Cripps Pink	3 lb bag	1,639	3.99	2,695	3.13	1,339	4.50
Apples	Pink Lady/Cripps Pink	per lb	387	1.32	676	1.48	36	1.77
Apples	Red Delicious	3 lb bag	19	2.99	536	3.06	136	3.83
Apples	Red Delicious	per lb	278	0.89	567	0.97	296	1.51
Apples, Processed	Juice	128 oz (1 gallon)	96	5.99	24	6.69	63	6.17
Apples, Processed	Juice	64 oz (1/2 gallon)	3,992	2.70	2,498	2.53	1,556	2.70
Apples, Processed	Juice	96 oz (3/4 gallon)	61	3.89				
Apples, Processed	Juice Marked Cider	64 oz (1/2 gallon)	54	2.49	99	2.27	33	2.90
Apricots		per lb	747	4.02	582	3.85	720	4.32
Avocados	Hass	each	1,675	1.38	3,997	1.94	8,158	1.30
Avocados	Hass-Marked Extra Large	each	97	3.00	200	2.96		
Avocados	Hass-Marked Large	each	218	1.89	755	1.85		
Avocados	Hass-Marked Medium	each	1,225	1.33	784	1.39		
Avocados	Hass-Marked Small	each	484	0.49	222	0.42		
Avocados	Various Greenskin Varieties	each	34	2.50	27	3.00		
Bananas		per lb	301	0.52	377	0.55	462	0.53
Blackberries		1 pint (11-12 oz cntr w/ lid)	218	6.47	401	5.63		
Blackberries		18 oz package	639	5.99				
Blackberries		5.6-6 oz package	3,776	3.02	3,830	2.91	4,787	3.11

Wtd Avg - Simple weighted average



Commodity	Variety	Unit	THIS WEEK		LAST WEEK		LAST YEAR	
			Number of Ads	Wtd Avg Price	Number of Ads	Wtd Avg Price	Number of Ads	Wtd Avg Price
Blueberries		1 pint (11-12 oz cntr w/ lid)	5,205	2.85	6,502	2.88		
Blueberries		18 oz package	2,254	5.74	1,946	4.08	3,156	4.63
Blueberries		6 oz package	1,516	2.75	2,948	3.16	1,648	2.62
Cantaloupes		each	3,691	3.36	4,682	3.19	3,271	3.50
Cantaloupes		per lb	483	0.88	625	0.55	298	0.75
Cherries	Rainier	per lb	140	5.85			175	3.99
Cherries	Red Varieties	per lb	10,413	4.29	8,821	5.28	10,886	5.08
Clementines		2 lb bag	34	4.11	80	3.10	39	4.48
Clementines		3 lb bag	179	5.99	822	5.14	186	5.64
Grapefruit	RED	each	61	1.53	630	1.12	479	1.54
Grapefruit	RED	per lb	25	0.99	106	1.99	7	0.25
Grapes	Black Seedless	per lb	256	2.95	238	2.99		
Grapes	Red Globe Seeded Type	per lb	75	2.84	193	1.99		
Grapes	Red Seedless	per lb	1,662	3.65	2,487	3.42	932	3.40
Grapes	White Seedless Type	per lb	2,829	3.77	1,035	3.25	500	3.86
Honeydews		each	35	3.77	377	3.37	402	2.87
Honeydews		per lb	228	0.86	125	0.63	42	1.20
Kiwifruit	Hayward	each	120	0.68	589	0.53	400	0.65
Kiwifruit	Yellow Flesh	1 lb bag	501	4.09				
Kiwifruit	Yellow Flesh	1-lb containers with lids	389	5.03	761	4.39		
Lemons		1 lb bag	37	2.49				
Lemons		2 lb bag	531	3.78	2,726	2.71	1,660	3.87
Lemons		each	930	0.64	2,615	0.63	1,613	0.54
Lemons		per lb	139	0.91	1,052	0.77	61	0.50
Limes		each	1,689	0.38	1,104	0.47	1,344	0.32
Limes		per lb	465	0.73	176	0.98	184	0.65
Mangoes	Round Varieties	each	5,167	1.15	6,354	1.14		
Mangoes	Round Varieties	per lb	230	0.86				
Mangoes	Round Varieties Marked Extra Large	each	453	1.52	409	1.55		
Mangoes	Round Varieties Marked Large	each	1,057	1.28	569	1.17		
Mangoes	Round Varieties Marked Medium	each	13	0.60				
Mangoes	Yellow Varieties	each	807	1.10	2,848	1.26		
Mangoes	Yellow Varieties Marked Large	each	29	1.25	33	1.11		
Mangoes	Yellow Varieties Marked Medium	each	78	0.99	6	0.50		
Nectarines	Various White Flesh Varieties	per lb	125	3.98			8	5.49
Nectarines	Various Yellow Flesh Varieties	per lb	2,349	3.44	262	3.11	1,785	3.10

Wtd Avg - Simple weighted average



National Retail Report - Specialty Crops  
Friday, May 24, 2024 - Page 6

Commodity	Variety	Unit	THIS WEEK		LAST WEEK		LAST YEAR	
			Number of Ads	Wtd Avg Price	Number of Ads	Wtd Avg Price	Number of Ads	Wtd Avg Price
Oranges	Navel	3 lb bag	416	5.86	2,081	4.10	648	4.74
Oranges	Navel	4 lb bag	61	5.30	836	4.61	264	5.81
Oranges	Navel	8 lb bag	301	6.08	519	7.37		
Oranges	Navel	each	730	1.05	1,346	0.94	987	1.07
Oranges	Navel	per lb	141	1.00	2,153	1.17	1,906	1.58
Oranges	Navel, Cara Cara	3 lb bag	20	4.65	1,269	3.93		
Oranges	Navel, Cara Cara	8 lb bag	14	7.99	197	7.99		
Oranges	Navel, Cara Cara	each	14	1.25	445	1.10		
Oranges	Navel, Cara Cara	per lb	9	1.66	180	1.63		
Papaya	Maradol/Tainung Types	each	379	2.51				
Papaya	Maradol/Tainung Types	per lb	664	1.18	973	1.25	581	1.15
Papaya	Solo Type	each	9	1.29				
Peaches	Various White Flesh Varieties	per lb	1,458	3.15	135	3.95	313	3.88
Peaches	Various Yellow Flesh Varieties	per lb	9,058	2.46	925	2.90	3,243	3.06
Pears	Bartlett	per lb	339	1.81	1,513	1.54	411	1.62
Pears	Bosc	per lb	153	1.94	303	1.99	58	1.99
Pears	D'Anjou	per lb	165	1.99	677	1.49	564	1.58
Pineapples		each	3,173	2.72	1,871	2.91	2,936	2.40
Pineapples		per lb	227	0.75	227	0.80	471	0.87
Plums		per lb	69	1.79	314	2.31		
Raspberries		1 pint (11-12 oz cntr w/ lid)	37	4.09	1,554	3.94		
Raspberries		6 oz package	2,610	3.19	4,905	2.92		
Strawberries		1 lb package	9,638	2.58	8,562	3.03	11,378	2.78
Strawberries		1 pint (11-12 oz cntr w/ lid)	70	3.15	104	3.50		
Strawberries		2 lb package	3,409	4.35	2,916	4.89	3,940	4.88
Tangelos		per lb	53	1.79				
Tangerines/Mandarins		2 lb bag	236	4.30	609	3.72	28	2.98
Tangerines/Mandarins		3 lb bag	118	5.77	2,815	4.81	343	5.60
Tangerines/Mandarins		per lb	9	1.79	69	1.98	144	1.58
Watermelons	Red Flesh Seeded Type	each	128	5.72	9	6.66	178	8.28
Watermelons	Red Flesh Seeded Type	per lb	55	0.50	55	0.25	275	0.25
Watermelons	Red Flesh Seedless Miniature	each	3,000	3.72	1,385	3.72	4,815	3.68
Watermelons	Red Flesh Seedless Miniature	per lb	30	0.99	11	0.99	53	0.90
Watermelons	Red Flesh Seedless Type	each	12,368	5.12	2,888	6.07	13,049	5.30
Watermelons	Red Flesh Seedless Type	per lb	1,428	0.49	369	0.47	1,367	0.48

Wtd Avg - Simple weighted average



Potatoes & Onions								
Commodity	Variety	Unit	THIS WEEK		LAST WEEK		LAST YEAR	
			Number of Ads	Wtd Avg Price	Number of Ads	Wtd Avg Price	Number of Ads	Wtd Avg Price
Onions, Dry	RED	2 lb bag	133	1.95			313	2.23
Onions, Dry	RED	per lb	693	2.32	268	1.37	726	1.56
Onions, Dry	WHITE	2 lb bag	236	1.53			133	1.95
Onions, Dry	WHITE	per lb	1,090	0.88	370	0.65	1,559	0.96
Onions, Dry	YELLOW	2 lb bag	205	1.84	289	1.92	608	2.25
Onions, Dry	YELLOW	3 lb bag	902	2.52	726	2.58	297	2.42
Onions, Dry	YELLOW	per lb	232	0.74	1,210	0.88	1,889	0.88
Onions, Dry	YELLOW MARKED SWEET	2 lb bag	496	2.53	2,036	2.05	564	2.64
Onions, Dry	YELLOW MARKED SWEET	3 lb bag	1,064	3.22	1,008	3.30	1,140	3.30
Onions, Dry	YELLOW MARKED SWEET	5 lb bag	883	4.55	126	4.89	1,624	4.96
Onions, Dry	YELLOW MARKED SWEET	per lb	5,553	1.25	4,131	1.30	5,374	1.16
Potatoes	ROUND RED	10 lb bag	27	3.99				
Potatoes	ROUND RED	3 lb bag	130	3.11	100	3.36	45	2.97
Potatoes	ROUND RED	5 lb bag	763	4.26	470	4.28	3,138	3.64
Potatoes	ROUND RED	per lb	495	1.07	839	1.09	481	1.43
Potatoes	ROUND WHITE	5 lb bag	14	3.99	224	3.92	107	2.50
Potatoes	ROUND WHITE	per lb	175	0.93	65	0.99	179	1.00
Potatoes	RUSSET	10 lb bag	1,025	2.98	672	3.24	271	5.03
Potatoes	RUSSET	3 lb bag	169	2.99	36	1.00	19	3.00
Potatoes	RUSSET	5 lb bag	3,872	2.87	3,801	2.97	1,461	3.36
Potatoes	RUSSET	8 lb bag	209	3.39	312	4.75	100	4.66
Potatoes	RUSSET	per lb	704	0.96	1,435	0.79	605	1.24
Potatoes	YELLOW TYPE	3 lb bag	97	2.63	136	2.13	148	3.62
Potatoes	YELLOW TYPE	5 lb bag	410	3.87	323	3.82	1,483	3.82
Potatoes	YELLOW TYPE	per lb	239	1.34	394	1.19	379	1.67

Vegetables								
Commodity	Variety	Unit	THIS WEEK		LAST WEEK		LAST YEAR	
			Number of Ads	Wtd Avg Price	Number of Ads	Wtd Avg Price	Number of Ads	Wtd Avg Price
Artichokes		each	128	3.00	618	2.65	493	2.86
Asparagus	GREEN	per lb	5,438	3.24	3,369	3.27	5,852	2.93
Beans	ROUND GREEN TYPE	12 oz bag	725	2.57	257	3.04		
Beans	ROUND GREEN TYPE	per lb	433	1.64	720	1.34	187	1.74
Beets		per lb	48	0.99	50	0.74	8	0.50
Bok Choy		per lb	13	0.99	7	1.29	23	1.75
Broccoli		per bunch	1,206	2.99	1,510	2.82	1,344	3.03

Wtd Avg - Simple weighted average



Commodity	Variety	Unit	THIS WEEK		LAST WEEK		LAST YEAR	
			Number of Ads	Wtd Avg Price	Number of Ads	Wtd Avg Price	Number of Ads	Wtd Avg Price
Broccoli		per lb	74	1.00	127	1.48	126	0.95
Broccoli	BABY HYBRID TYPE	per bunch	1,195	2.99	1,230	2.99		
Broccoli	CROWN CUT	per lb	2,007	1.65	1,557	1.83	1,759	1.76
Brussels Sprouts		1 lb bag	75	2.49	61	3.00		
Brussels Sprouts		12 oz bag	14	2.79	6	3.50		
Brussels Sprouts		per lb	987	2.45	197	2.42	609	3.00
Cabbage	RED TYPE	per lb	34	0.99	46	0.97		
Cabbage	ROUND GREEN TYPE	per lb	1,430	0.60	1,603	0.61	815	0.67
Carrots		1 lb bag	32	1.79	213	1.23	52	1.30
Carrots		2 lb bag	9	1.99	302	1.70	44	1.77
Carrots		5 lb film bag	50	2.84	42	3.00		
Carrots		per lb	179	0.53	155	0.65	256	0.70
Carrots	BABY PEELED	1 lb bag	2,156	1.56	1,431	1.15	936	1.43
Carrots	BABY PEELED	2 lb bag	282	2.57	708	2.50	706	2.64
Cauliflower		each	373	3.24	1,981	2.86	143	3.63
Cauliflower		per lb	183	0.92	257	1.47	268	1.18
Celery		each	400	1.41	591	1.67	319	1.89
Celery	HEARTS	per package	22	2.99	419	2.52		
Chayote		per lb	39	1.31	9	1.39		
Chinese Cabbage		per lb	40	0.49				
Cilantro		per bunch	870	0.79	630	0.67	698	0.58
Collards		1 lb bag	37	2.99	55	2.99		
Collards		per lb	29	1.20				
Corn-Sweet		each	11,267	0.41	6,160	0.47	12,728	0.49
Corn-Sweet		trays 4-5 ears film wrapped	5,024	3.17	1,608	4.09		
Cucumbers		each	1,196	0.62	2,896	0.69	2,874	0.67
Cucumbers	LONG SEEDLESS - Greenhouse	each	4,772	1.58	3,495	1.72	3,447	1.50
Cucumbers	LONG SEEDLESS - Greenhouse	per lb	6	0.50				
Eggplant		each	7	0.34	122	1.56		
Eggplant		per lb	896	1.47	607	1.27	786	1.50
Garlic		per lb	54	5.49			8	1.98
Garlic		per sleeve	283	1.56	191	1.59	205	1.21
Jalapeno Peppers		per lb	959	1.05	1,155	1.63	910	1.07
Kale		per bunch	35	2.50	54	2.79	11	1.33
Kale		per lb	9	0.99	3	1.49		
Lettuce	Boston	each	15	1.79				
Lettuce	Green Leaf	each	465	1.79	174	2.03	120	1.92

Wtd Avg - Simple weighted average





National Retail Report - Specialty Crops  
Friday, May 24, 2024 - Page 9

Commodity	Variety	Unit	THIS WEEK		LAST WEEK		LAST YEAR	
			Number of Ads	Wtd Avg Price	Number of Ads	Wtd Avg Price	Number of Ads	Wtd Avg Price
Lettuce	Iceberg	each	1,940	1.49	472	1.29	713	1.42
Lettuce	Red Leaf	each	280	1.66	167	2.01	114	1.94
Lettuce	Romaine	each	306	1.63	85	1.49	64	1.36
Lettuce	Romaine (Hearts)	3 count	678	3.20	112	3.79	737	3.07
Mixed Mini Sweet Peppers		1 lb package	162	3.57	1,191	3.55	822	3.34
Mushrooms	CREMINI	8 oz package	494	2.46	861	2.35		
Mushrooms	CREMINI	per lb	24	3.99				
Mushrooms	PORTOBELLA	6 oz package	203	3.33	23	3.99	71	3.93
Mushrooms	PORTOBELLA	8 oz package	20	3.00			241	3.48
Mushrooms	PORTOBELLA	per lb	114	5.16			13	5.99
Mushrooms	WHITE	6 oz package	6	2.99				
Mushrooms	WHITE	8 oz package	1,177	2.03	2,930	2.01	1,171	1.71
Mushrooms	WHITE	per lb	14	2.99	23	3.99		
Mustard		1 lb bag	37	2.99				
Onions, Green		per bunch	1,210	0.82	1,735	0.87	1,174	0.63
Peppers (Bell Type)	GREEN	each	1,859	0.70	1,505	0.81	1,062	1.01
Peppers (Bell Type)	GREEN - Greenhouse	per lb	22	2.49				
Peppers (Bell Type)	GREEN	per lb	711	1.49	176	1.49	168	1.83
Peppers (Bell Type)	ORANGE - Greenhouse	each	461	1.49	494	1.48	72	1.32
Peppers (Bell Type)	ORANGE	each	4,645	1.28	2,451	1.29	6,490	1.32
Peppers (Bell Type)	ORANGE - Greenhouse	per lb	65	2.99	30	2.99	137	2.74
Peppers (Bell Type)	ORANGE	per lb	380	2.88	514	2.77	501	2.74
Peppers (Bell Type)	RED - Greenhouse	each	461	1.49	757	1.55	72	1.31
Peppers (Bell Type)	RED	each	5,341	1.25	3,170	1.35	6,599	1.31
Peppers (Bell Type)	RED - Greenhouse	per lb	65	2.99	39	2.87	104	2.45
Peppers (Bell Type)	RED	per lb	548	2.61	1,048	2.40	991	2.45
Peppers (Bell Type)	YELLOW - Greenhouse	each	461	1.49	485	1.49	72	1.32
Peppers (Bell Type)	YELLOW	each	4,592	1.26	2,646	1.34	6,517	1.32
Peppers (Bell Type)	YELLOW - Greenhouse	per lb	65	2.99	39	2.87	137	2.73
Peppers (Bell Type)	YELLOW	per lb	458	2.81	583	2.73	535	2.73
Radishes		1 lb bag	123	1.18	42	2.00	38	1.70
Radishes		per bunch	477	1.10	463	0.86	444	0.96
Salad (Mixed Types)		10-12 oz package	1,597	2.63	2,951	2.63	1,861	2.60
Salad (Mixed Types)		5-9 oz package	1,666	2.89	2,645	3.06	1,992	2.92
Spinach		per bunch	23	1.65	68	1.37	52	0.91
Spinach	FLAT TYPE	5-7 oz package	279	3.02	1,403	2.57		
Spinach	FLAT TYPE	8-10 oz package	92	4.79	1,518	2.31		

Wtd Avg - Simple weighted average



Commodity	Variety	Unit	THIS WEEK		LAST WEEK		LAST YEAR	
			Number of Ads	Wtd Avg Price	Number of Ads	Wtd Avg Price	Number of Ads	Wtd Avg Price
Squash	GREY	per lb	339	0.88	478	0.88	214	0.97
Squash	Kabocha	per lb	26	0.78	142	0.72		
Squash	Yellow Crookneck/Straightneck	per lb	2,559	1.45	2,188	1.56	4,042	1.43
Squash	Zucchini	per lb	5,063	1.39	4,131	1.49	6,398	1.39
Sweet Potatoes		per lb	564	1.04	1,540	0.98	398	1.14
Tomatillos		per lb	489	0.96	426	0.99	558	0.73
Tomatoes	Greenhouse	per lb	40	1.99				
Tomatoes		per lb	1,223	1.58	2,957	1.67	2,933	1.67
Tomatoes	Cherry Type	1 pint package	12	3.38	16	2.50	80	3.55
Tomatoes	Cherry Type	10 oz package	123	2.76	352	3.58		
Tomatoes	GRAPE TYPE	1 pint package	1,054	2.59	1,697	2.09	570	1.97
Tomatoes	GRAPE TYPE	10 oz package	1,068	2.80	704	2.29	4,293	2.89
Tomatoes	GRAPE TYPE	per lb	22	2.50	38	2.50		
Tomatoes	Plum Type (Roma)	per lb	1,733	1.06	2,040	1.12	1,703	0.98
Tomatoes	VINE RIPES - Greenhouse	per lb	1,099	1.87	887	1.72	1,847	1.55
Tomatoes	VINE RIPES	per lb	1,967	1.99	2,005	1.77	1,288	1.55
Tomatoes	Vine Ripes - Heirloom Varieties - Greenhouse	per lb	699	3.68	864	3.17	127	3.27
Tomatoes	VINE RIPES - ON THE VINE - Greenhouse	per lb	4,466	1.59	3,536	1.49	5,785	1.61
Turnip Tops		1 lb bag	37	2.99				

**Other Specialty Crop Items**

Commodity	Variety	Unit	THIS WEEK		LAST WEEK		LAST YEAR	
			Number of Ads	Wtd Avg Price	Number of Ads	Wtd Avg Price	Number of Ads	Wtd Avg Price
Hemp Protein		16 oz	377	17.29	356	17.57	52	19.99
Hemp Protein		8 oz	86	8.49	86	8.49		
Hemp Seeds Shelled		16 oz	320	14.39	264	14.39	52	14.99
Hemp Seeds Shelled		7 oz	164	9.78	142	9.71		
Hemp Seeds Shelled		8 oz	899	8.80	650	9.33		

**Seasonal Items**

Commodity	Variety	Unit	THIS WEEK		LAST WEEK		LAST YEAR	
			Number of Ads	Wtd Avg Price	Number of Ads	Wtd Avg Price	Number of Ads	Wtd Avg Price
Ornamentals	Chrysanthemums	6 inch pot	84	7.40	27	9.99	81	8.35
Ornamentals	Longiflorum (Easter Lily)	6 inch pot	9	17.00				
Ornamentals	Rose, Hybrid Tea	bunched 12s	748	13.26	2,260	12.64	2,082	12.06

Wtd Avg - Simple weighted average



### REGIONAL CONVENTIONAL DETAILS

Commodity	Variety	Unit	NORTHEAST U.S.				SOUTHEAST U.S.				MIDWEST U.S.			
			Price Range	Number of Ads	Wtd Avg Price	% Marked Local	Price Range	Number of Ads	Wtd Avg Price	% Marked Local	Price Range	Number of Ads	Wtd Avg Price	% Marked Local
<b>FRUIT</b>														
Apple Pears		per lb	2.98	6	2.98									
Apples	Ambrosia	per lb								0.99 - 1.49	47	1.22		
Apples	Fuji	3 lb bag				3.99	463	3.99		2.99 - 4.29	706	3.99		
Apples	Fuji	5 lb bag								5.99	13	5.99		
Apples	Fuji	per lb				0.99 - 1.69	1204	1.68		0.99 - 1.49	367	1.46		
Apples	Gala/Royal Gala	3 lb bag				3.99	463	3.99		3.99 - 4.29	697	4.00		
Apples	Gala/Royal Gala	5 lb bag								5.99	13	5.99		
Apples	Gala/Royal Gala	per lb	1.69 - 1.99	54	1.80					1.49	245	1.49		
Apples	Golden Delicious	per lb	1.49	20	1.49					1.49	96	1.49		
Apples	Granny Smith	5 lb bag								5.99	13	5.99		
Apples	Granny Smith	per lb				0.99 - 1.69	1270	1.67		0.99 - 1.49	361	1.46		
Apples	Honeycrisp	3 lb bag				5.99	14	5.99						
Apples	Honeycrisp	per lb	1.49 - 2.49	156	1.95	1.29 - 1.99	707	1.71		0.99 - 2.49	935	2.26		
Apples	Jonagold	per lb								1.48	130	1.48		
Apples	Pink Lady/Cripps Pink	3 lb bag				3.99	463	3.99		3.99 - 4.29	697	4.00		
Apples	Pink Lady/Cripps Pink	per lb								0.99 - 1.49	290	1.45		
Apples	Red Delicious	3 lb bag	2.99	19	2.99									
Apples	Red Delicious	per lb	1.49	20	1.49	0.99 - 1.29	26	1.19						
Apples, Processed	Juice	128 oz (1 gallon)								5.99	96	5.99		
Apples, Processed	Juice	64 oz (1/2 gallon)	1.79 - 3.50	573	2.34	2.00 - 3.50	1894	2.83		1.79 - 3.00	714	2.44		
Apples, Processed	Juice	96 oz (3/4 gallon)								3.89	61	3.89		
Apples, Processed	Juice Marked Cider	64 oz (1/2 gallon)	2.49	54	2.49									
Apricots		per lb	3.99	8	3.99	3.99	52	3.99		2.99 - 4.48	35	3.66		
Avocados	Hass	each	0.99 - 2.00	573	1.43	0.88 - 1.67	587	1.09		0.50 - 1.25	86	0.97		
Avocados	Hass-Marked Large	each								1.25 - 1.67	46	1.53		
Avocados	Hass-Marked Medium	each	1.39	122	1.39	1.39	86	1.39		0.69 - 1.39	81	1.27		
Avocados	Various Greenskin Varieties	each	2.50	34	2.50									
Bananas		per lb	0.49 - 0.59	72	0.52	0.49	40	0.49						
Blackberries		5.6-6 oz package	1.67 - 3.33	663	2.80	2.48 - 3.99	1436	3.29		2.00 - 3.50	487	2.89		
Blueberries		1 pint (11-12 oz cntr w/ lid)	1.50 - 3.99	1381	2.75	1.99 - 3.99	1075	2.76		1.66 - 6.99	1583	2.81		
Blueberries		18 oz package				2.99 - 5.99	394	5.88		2.99 - 3.49	63	3.11		
Blueberries		6 oz package				1.95 - 3.34	251	2.64		1.95 - 2.50	65	2.14		

Wtd Avg - Simple weighted average



National Retail Report - Specialty Crops  
Friday, May 24, 2024 - Page 12

Commodity	Variety	Unit	NORTHEAST U.S.				SOUTHEAST U.S.				MIDWEST U.S.			
			Price Range	Number of Ads	Wtd Avg Price	% Marked Local	Price Range	Number of Ads	Wtd Avg Price	% Marked Local	Price Range	Number of Ads	Wtd Avg Price	% Marked Local
Cantaloupes		each	2.50 - 3.99	75	3.54		2.50 - 3.99	2110	3.43		2.50 - 4.99	451	4.12	
Cantaloupes		per lb	3.99	9	3.99						0.77 - 0.99	166	0.96	
Cherries	Rainier	per lb									6.99	39	6.99	
Cherries	Red Varieties	per lb	1.99 - 7.99	2052	4.89		2.99 - 5.99	2655	4.44		1.99 - 6.99	1646	4.49	
Clementines		2 lb bag					4.99	9	4.99		3.99	20	3.99	
Clementines		3 lb bag	5.99	70	5.99		5.99	3	5.99		5.99	106	5.99	
Grapefruit	RED	each					1.25	14	1.25					
Grapefruit	RED	per lb									0.99	25	0.99	
Grapes	Black Seedless	per lb	2.99	104	2.99						2.49 - 2.99	152	2.92	
Grapes	Red Globe Seeded Type	per lb	2.99	19	2.99		2.99	34	2.99		2.49	22	2.49	
Grapes	Red Seedless	per lb	2.49 - 3.99	246	3.25		2.79 - 3.49	54	2.92		1.99 - 3.99	291	3.02	
Grapes	White Seedless Type	per lb	2.49 - 3.99	221	3.28		2.98 - 3.99	1225	3.98		1.99 - 3.99	166	3.01	
Honeydews		each	5.99	9	5.99		3.50	14	3.50		2.00	7	2.00	
Honeydews		per lb	0.99	9	0.99						0.77 - 0.99	155	0.95	
Kiwifruit	Hayward	each	0.83	65	0.83									
Kiwifruit	Yellow Flesh	1 lb bag	3.99 - 4.99	501	4.09									
Kiwifruit	Yellow Flesh	1-lb containers with lids	4.99 - 5.99	208	5.16						3.99	39	3.99	
Lemons		1 lb bag					2.49	37	2.49					
Lemons		2 lb bag	2.99 - 3.99	279	3.97		1.78 - 3.99	130	3.18		2.99 - 3.99	108	3.84	
Lemons		each	0.30 - 0.79	481	0.57		0.50 - 0.99	142	0.79		0.50 - 1.00	185	0.79	
Lemons		per lb									0.99	21	0.99	
Limes		each	0.25 - 1.00	883	0.45		0.10 - 0.25	105	0.16		0.10 - 0.75	137	0.61	
Limes		per lb	0.34	185	0.34						0.88 - 0.99	44	0.97	
Mangoes	Round Varieties	each	0.50 - 9.99	801	1.52		0.88 - 1.50	1464	1.22		0.50 - 1.25	281	1.07	
Mangoes	Round Varieties Marked Extra Large	each	1.00	107	1.00		1.00	40	1.00		1.00	60	1.00	
Mangoes	Round Varieties Marked Large	each	0.99	6	0.99		1.00	366	1.00		1.49	14	1.49	
Mangoes	Yellow Varieties	each	1.25 - 1.39	130	1.38						0.98 - 1.39	75	1.35	
Mangoes	Yellow Varieties Marked Medium	each	0.99	78	0.99									
Nectarines	Various White Flesh Varieties	per lb	3.99	8	3.99									
Nectarines	Various Yellow Flesh Varieties	per lb	2.99 - 3.99	185	3.90		2.99	77	2.99		2.99 - 3.99	214	3.04	
Oranges	Navel	3 lb bag					4.49 - 5.99	374	5.96		2.79	8	2.79	
Oranges	Navel	4 lb bag	5.99	19	5.99		4.99	17	4.99		4.99	25	4.99	
Oranges	Navel	8 lb bag					7.99	14	7.99					
Oranges	Navel	each	0.99 - 1.25	642	1.06		1.00 - 1.25	88	1.04					
Oranges	Navel	per lb									0.79 - 1.19	48	1.00	
Oranges	Navel, Cara Cara	3 lb bag					4.99	17	4.99					
Oranges	Navel, Cara Cara	8 lb bag					7.99	14	7.99					

Wtd Avg - Simple weighted average



Commodity	Variety	Unit	NORTHEAST U.S.				SOUTHEAST U.S.				MIDWEST U.S.			
			Price Range	Number of Ads	Wtd Avg Price	% Marked Local	Price Range	Number of Ads	Wtd Avg Price	% Marked Local	Price Range	Number of Ads	Wtd Avg Price	% Marked Local
Oranges	Navel, Cara Cara	each					1.25	14	1.25					
Oranges	Navel, Cara Cara	per lb								1.66	9	1.66		
Papaya	Maradol/Tainung Types	each					2.88	52	2.88					
Papaya	Maradol/Tainung Types	per lb	0.99 - 1.99	263	1.42					0.99	46	0.99		
Papaya	Solo Type	each	1.29	9	1.29									
Peaches	Various White Flesh Varieties	per lb	3.99 - 4.98	14	4.41		2.99	1195	2.99	3.49	8	3.49		
Peaches	Various Yellow Flesh Varieties	per lb	0.99 - 3.99	1037	2.23		1.29 - 2.99	3494	2.10	0.99 - 4.49	1214	2.11		
Pears	Bartlett	per lb	1.69 - 1.99	72	1.72					0.99 - 1.69	114	1.63		
Pears	Bosc	per lb								0.99	7	0.99		
Pears	D'Anjou	per lb	1.99	19	1.99									
Pineapples		each	2.00 - 3.49	1091	2.68		0.98 - 3.50	1474	2.45	1.99 - 3.50	347	3.11		
Plums		per lb	3.99	8	3.99									
Raspberries		6 oz package	2.99 - 3.99	222	3.22		2.50 - 3.99	1282	3.32	2.99	11	2.99		
Strawberries		1 lb package	1.69 - 5.99	2098	2.84		1.99 - 3.99	2851	2.51	1	1.25 - 3.99	2294	2.35	
Strawberries		1 pint (11-12 oz cntr w/ lid)								2.99	39	2.99		
Strawberries		2 lb package	4.49 - 5.99	93	4.60		2.99 - 5.99	140	4.98	24	1.99 - 5.89	958	4.65	
Tangerines/Mandarins		2 lb bag	3.99	162	3.99		4.99	74	4.99					
Tangerines/Mandarins		3 lb bag	4.99 - 6.99	20	5.89					5.99 - 6.99	25	6.59		
Watermelons	Red Flesh Seeded Type	each					3.99 - 5.99	57	5.69	4.99	11	4.99		
Watermelons	Red Flesh Seedless Miniature	each	2.99 - 4.99	660	3.99		2.99 - 3.49	595	3.30	3.49 - 3.99	518	3.60		
Watermelons	Red Flesh Seedless Type	each	0.59 - 7.99	2463	5.28		2.95 - 7.99	4650	5.36	2.88 - 8.99	1994	4.84		
Watermelons	Red Flesh Seedless Type	per lb	0.37 - 1.19	77	0.68					0.29 - 0.59	43	0.43		

**POTATOES & ONIONS**

Onions, Dry	RED	2 lb bag					1.95	73	1.95		1.95	22	1.95
Onions, Dry	RED	per lb	1.99 - 2.49	347	2.22		1.79 - 2.99	237	2.94		1.19	14	1.19
Onions, Dry	WHITE	2 lb bag					1.95	73	1.95		1.95	22	1.95
Onions, Dry	WHITE	per lb	0.99 - 1.29	422	1.01					0.69 - 1.19	58	0.95	
Onions, Dry	YELLOW	2 lb bag	0.99 - 2.00	32	1.59		1.48 - 1.95	99	1.83		1.95 - 1.99	36	1.97
Onions, Dry	YELLOW	3 lb bag	2.49 - 2.99	495	2.56		1.49 - 2.50	89	2.32		1.29 - 2.50	77	1.64
Onions, Dry	YELLOW	per lb								0.49 - 1.39	76	1.10	
Onions, Dry	YELLOW MARKED SWEET	2 lb bag	2.49 - 2.50	306	2.49					2.49 - 2.99	59	2.78	
Onions, Dry	YELLOW MARKED SWEET	3 lb bag	2.99	190	2.99		2.48 - 3.99	399	2.82		2.99 - 4.55	69	3.44

Wtd Avg - Simple weighted average



Commodity	Variety	Unit	NORTHEAST U.S.				SOUTHEAST U.S.				MIDWEST U.S.			
			Price Range	Number of Ads	Wtd Avg Price	% Marked Local	Price Range	Number of Ads	Wtd Avg Price	% Marked Local	Price Range	Number of Ads	Wtd Avg Price	% Marked Local
Onions, Dry	YELLOW MARKED SWEET	5 lb bag	4.99	650	4.99		3.98	12	3.98		3.99	61	3.99	
Onions, Dry	YELLOW MARKED SWEET	per lb	0.79 - 1.79	1146	1.22		0.99 - 1.49	2077	1.23		0.79 - 1.49	893	1.23	
Potatoes	ROUND RED	10 lb bag					3.99	27	3.99					
Potatoes	ROUND RED	3 lb bag					2.50 - 2.99	76	2.72		2.99	7	2.99	
Potatoes	ROUND RED	5 lb bag	3.99 - 5.99	241	4.88		3.99	8	3.99		2.50 - 4.99	491	3.95	
Potatoes	ROUND RED	per lb	1.29 - 1.49	199	1.30						0.99	8	0.99	
Potatoes	ROUND WHITE	5 lb bag					3.99	14	3.99					
Potatoes	RUSSET	10 lb bag					2.95 - 4.99	534	3.02		1.98 - 3.99	84	2.89	
Potatoes	RUSSET	5 lb bag	1.48 - 3.99	839	2.67		1.79 - 4.99	1727	3.57		1.49 - 3.00	271	2.66	9
Potatoes	RUSSET	8 lb bag	2.99	8	2.99		2.99 - 3.99	166	3.71		1.99	35	1.99	
Potatoes	RUSSET	per lb	0.79 - 1.29	332	1.02		0.58 - 0.79	74	0.70		0.39 - 2.99	209	1.15	
Potatoes	YELLOW TYPE	3 lb bag					2.50 - 2.99	76	2.72		1.99 - 2.99	21	2.32	
Potatoes	YELLOW TYPE	5 lb bag					2.00	27	2.00		2.50 - 4.99	383	4.00	
Potatoes	YELLOW TYPE	per lb	1.29	190	1.29						0.69	10	0.69	

**VEGETABLES**

Artichokes		each	2.99	6	2.99									
Asparagus	GREEN	per lb	2.48 - 3.99	367	2.79		2.49 - 3.99	2200	3.33		1.99 - 3.49	1208	2.77	6
Beans	ROUND GREEN TYPE	12 oz bag	2.00 - 3.99	588	2.58		2.50 - 3.50	125	2.55		2.50	12	2.50	
Beans	ROUND GREEN TYPE	per lb	0.99 - 1.99	33	1.51		1.48 - 1.99	222	1.73		0.99 - 2.49	81	1.77	
Beets		per lb					0.99	34	0.99		0.99	14	0.99	
Bok Choy		per lb									0.99	6	0.99	
Broccoli		per bunch					2.99	1195	2.99		3.00	11	3.00	
Broccoli		per lb					1.99	13	1.99					
Broccoli	BABY HYBRID TYPE	per bunch					2.99	1195	2.99					
Broccoli	CROWN CUT	per lb	1.49 - 1.99	550	1.52		1.49 - 1.98	1044	1.54		1.49 - 2.48	221	2.41	
Brussels Sprouts		1 lb bag	2.49	75	2.49									
Brussels Sprouts		per lb	1.49 - 1.69	15	1.57		1.49 - 2.49	958	2.48					
Cabbage	ROUND GREEN TYPE	per lb	0.49 - 0.69	88	0.64	10	0.49 - 0.69	797	0.61	1	0.29 - 0.79	28	0.55	
Carrots		2 lb bag									1.99	9	1.99	
Carrots		5 lb film bag									1.99	8	1.99	
Carrots		per lb									0.49	6	0.49	
Carrots	BABY PEELED	1 lb bag	1.25 - 2.00	1028	1.62		0.98 - 1.79	753	1.65		0.99 - 1.50	122	1.28	
Carrots	BABY PEELED	2 lb bag									1.89 - 2.99	203	2.44	
Cauliflower		each	2.50 - 3.49	178	3.45		3.00	53	3.00		3.00	11	3.00	
Cauliflower		per lb									0.69 - 1.49	61	1.01	
Celery		each	1.99 - 2.00	13	1.99		1.49	289	1.49		0.99 - 1.79	56	1.34	

Wtd Avg - Simple weighted average



Commodity	Variety	Unit	NORTHEAST U.S.				SOUTHEAST U.S.				MIDWEST U.S.			
			Price Range	Number of Ads	Wtd Avg Price	% Marked Local	Price Range	Number of Ads	Wtd Avg Price	% Marked Local	Price Range	Number of Ads	Wtd Avg Price	% Marked Local
Celery	HEARTS	per package	2.99	22	2.99									
Cilantro		per bunch	0.69 - 0.99	404	0.80					0.60 - 0.79	27	0.68		
Collards		1 lb bag					2.99	37	2.99					
Collards		per lb	0.99 - 1.29	29	1.20									
Corn-Sweet		each	0.20 - 2.50	2925	0.40	1	0.20 - 0.67	2988	0.38	0.20 - 3.00	1772	0.49		
Corn-Sweet		trays 4-5 ears film wrapped	1.00 - 4.99	1849	3.13		1.99 - 3.99	1061	2.68	2.88 - 4.99	545	3.54		
Cucumbers		each	0.50 - 1.00	312	0.62		0.25 - 1.25	183	0.53	0.39 - 0.99	98	0.71		
Cucumbers	LONG SEEDLESS - Greenhouse	each	0.66 - 1.67	1429	1.47		1.00 - 2.50	1531	2.30	0.69 - 1.67	1196	1.10		
Eggplant		per lb	1.29 - 1.99	847	1.49		1.19	34	1.19					
Garlic		per lb	5.49	54	5.49									
Garlic		per sleeve	1.67 - 2.00	39	1.84									
Jalapeno Peppers		per lb					0.99	277	0.99	0.79 - 0.99	80	0.91		
Kale		per bunch	2.50	35	2.50									
Kale		per lb	0.99	9	0.99									
Lettuce	Boston	each	1.79	15	1.79	100								
Lettuce	Green Leaf	each	1.33 - 1.99	291	1.91	3								
Lettuce	Iceberg	each	1.29 - 1.67	297	1.53		1.29 - 2.00	1346	1.34	1.88	6	1.88		
Lettuce	Red Leaf	each	1.33 - 1.99	106	1.78	8								
Lettuce	Romaine	each	1.33 - 1.99	167	1.71	14								
Lettuce	Romaine (Hearts)	3 count	2.99 - 3.99	35	3.68		1.95 - 3.99	301	3.50	1.99 - 2.99	281	2.94		
Mixed Mini Sweet Peppers		1 lb package	3.99	131	3.99					1.50 - 1.99	26	1.63		
Mushrooms	CREMINI	8 oz package	1.79 - 2.50	153	2.46		2.00 - 3.00	138	2.47	2.48 - 2.49	22	2.48		
Mushrooms	CREMINI	per lb	3.99	24	3.99									
Mushrooms	PORTOBELLA	6 oz package	3.49 - 3.99	63	3.80					2.99 - 3.99	134	3.11		
Mushrooms	PORTOBELLA	8 oz package	3.00	20	3.00									
Mushrooms	PORTOBELLA	per lb	4.99	78	4.99									
Mushrooms	WHITE	8 oz package	1.50 - 3.00	363	2.11		1.99 - 2.00	402	2.00	1.50 - 2.50	206	2.16		
Mushrooms	WHITE	per lb								2.99	14	2.99		
Mustard		1 lb bag					2.99	37	2.99					
Onions, Green		per bunch	0.50 - 1.50	305	0.91		0.40	13	0.40	0.49 - 0.79	72	0.56		
Peppers (Bell Type)	GREEN	each	0.59 - 1.49	132	0.90		0.50 - 1.00	1107	0.62	0.79 - 1.25	139	0.98		
Peppers (Bell Type)	GREEN - Greenhouse	per lb	2.49	22	2.49									
Peppers (Bell Type)	GREEN	per lb	0.69 - 1.99	614	1.52	6	0.69 - 1.49	74	1.20	1.99	14	1.99		
Peppers (Bell Type)	ORANGE - Greenhouse	each	1.50	413	1.50					1.34	15	1.34		
Peppers (Bell Type)	ORANGE	each	0.99 - 2.49	473	1.51		0.69 - 1.67	694	1.28	0.99 - 1.67	1223	1.16		
Peppers (Bell Type)	ORANGE - Greenhouse	per lb	2.99	65	2.99									

Wtd Avg - Simple weighted average



National Retail Report - Specialty Crops  
Friday, May 24, 2024 - Page 16

Commodity	Variety	Unit	Price Range	Number of Ads	Wtd Avg Price	% Marked Local	Price Range	Number of Ads	Wtd Avg Price	% Marked Local	Price Range	Number of Ads	Wtd Avg Price	% Marked Local
Peppers (Bell Type)	ORANGE	per lb	1.99 - 3.99	218	2.93						2.49 - 2.99	153	2.91	
Peppers (Bell Type)	RED - Greenhouse	each	1.50	413	1.50						1.34	15	1.34	
Peppers (Bell Type)	RED	each	0.99 - 1.67	667	1.46		0.69 - 1.67	694	1.28		0.79 - 1.67	1234	1.15	
Peppers (Bell Type)	RED - Greenhouse	per lb	2.99	65	2.99									
Peppers (Bell Type)	RED	per lb	0.99 - 3.99	378	2.56						2.49 - 2.99	153	2.91	
Peppers (Bell Type)	YELLOW - Greenhouse	each	1.50	413	1.50						1.34	15	1.34	
Peppers (Bell Type)	YELLOW	each	0.99 - 1.67	395	1.32		0.69 - 1.67	694	1.28		0.99 - 1.67	1223	1.16	
Peppers (Bell Type)	YELLOW - Greenhouse	per lb	2.99	65	2.99									
Peppers (Bell Type)	YELLOW	per lb	1.99 - 3.99	296	2.81						2.49 - 2.99	153	2.91	
Radishes		1 lb bag					0.98	26	0.98		1.97 - 1.99	36	1.98	
Radishes		per bunch	1.29 - 1.50	131	1.40	28	1.50	40	1.50		0.99	8	0.99	
Salad (Mixed Types)		10-12 oz package	1.99 - 3.50	191	2.87		0.99 - 3.00	235	2.47		1.48 - 4.00	516	2.50	
Salad (Mixed Types)		5-9 oz package	2.50 - 3.50	305	3.10		1.67 - 3.50	172	2.79		1.67 - 4.00	453	2.59	
Spinach		per bunch	1.69	20	1.69									
Spinach	FLAT TYPE	5-7 oz package	2.50 - 4.99	279	3.02									
Spinach	FLAT TYPE	8-10 oz package	2.99	9	2.99						4.99	83	4.99	
Squash	GREY	per lb									0.69 - 0.99	20	0.90	
Squash	Kabocha	per lb	0.99	8	0.99									
Squash	Yellow Crookneck/Strai ghtneck	per lb	0.99 - 1.99	1147	1.44		1.29 - 1.99	364	1.71	2	1.29 - 1.79	202	1.61	
Squash	Zucchini	per lb	0.99 - 1.99	1979	1.42		1.29 - 1.99	888	1.46		0.79 - 1.79	948	1.35	
Sweet Potatoes		per lb	0.79 - 1.79	261	1.30		0.50 - 0.89	110	0.75		0.99	25	0.99	
Tomatillos		per lb	1.49	8	1.49	100					0.79 - 0.99	52	0.91	
Tomatoes	Greenhouse	per lb	1.99	24	1.99		1.38	10	1.38					
Tomatoes		per lb	0.99 - 1.49	540	1.30		0.98 - 1.99	230	1.71	53	0.79 - 2.99	151	1.80	36
Tomatoes	Cherry Type	10 oz package									0.99 - 3.00	55	2.05	
Tomatoes	GRAPE TYPE	1 pint package	1.50 - 2.50	536	2.10	6	2.00 - 3.49	421	3.30		1.50 - 2.50	83	2.14	
Tomatoes	GRAPE TYPE	10 oz package	2.99 - 3.99	193	3.23		1.69 - 3.00	169	2.51		0.99 - 3.00	77	2.03	
Tomatoes	GRAPE TYPE	per lb	2.50	22	2.50									
Tomatoes	Plum Type (Roma)	per lb	0.99 - 1.99	214	1.81		0.79 - 0.99	643	0.90		0.98 - 1.49	25	1.11	
Tomatoes	VINE RIPES - Greenhouse	per lb	0.99 - 2.49	253	2.08		1.49 - 1.99	455	1.85		0.99 - 2.99	189	1.69	14
Tomatoes	VINE RIPES	per lb	0.98 - 2.99	170	2.55		1.29 - 1.99	1402	1.94		0.79 - 2.49	213	2.09	
Tomatoes	Vine Ripes - Heirloom Varieties - Greenhouse	per lb	2.99 - 3.88	312	3.34		3.88	86	3.88		3.88 - 4.99	95	4.21	
Tomatoes	VINE RIPES - ON THE VINE - Greenhouse	per lb	0.99 - 4.99	1272	1.74		0.88 - 1.99	1026	1.48		0.99 - 2.99	826	1.86	14
Turnip Tops		1 lb bag					2.99	37	2.99					

Wtd Avg - Simple weighted average





Commodity	Variety	Unit	NORTHEAST U.S.				SOUTHEAST U.S.				MIDWEST U.S.			
			Price Range	Number of Ads	Wtd Avg Price	% Marked Local	Price Range	Number of Ads	Wtd Avg Price	% Marked Local	Price Range	Number of Ads	Wtd Avg Price	% Marked Local
<b>OTHER SPECIALTY CROP ITEMS</b>														
Hemp Protein		16 oz					14.39	86	14.39					
Hemp Protein		8 oz					8.49	86	8.49					
Hemp Seeds Shelled		16 oz	14.39	122	14.39					14.39	67	14.39		
Hemp Seeds Shelled		7 oz								10.19	67	10.19		
Hemp Seeds Shelled		8 oz	7.99 - 8.49	444	8.13					8.49	67	8.49		
<b>SEASONAL ITEMS</b>														
Ornamentals	Chrysanthemums	6 inch pot								9.99 - 11.99	33	11.11		
Ornamentals	Rose, Hybrid Tea	bunched 12s	11.99 - 15.99	91	15.15					10.99 - 16.99	105	16.30		

Wtd Avg - Simple weighted average



Commodity	Variety	Unit	SOUTH CENTRAL U.S.				SOUTHWEST U.S.				NORTHWEST U.S.			
			Price Range	Number of Ads	Wtd Avg Price	% Marked Local	Price Range	Number of Ads	Wtd Avg Price	% Marked Local	Price Range	Number of Ads	Wtd Avg Price	% Marked Local
<b>FRUIT</b>														
Apple Pears		per lb					1.29	40	1.29					
Apples	Ambrosia	per lb	1.28	9	1.28									
Apples	Fuji	3 lb bag	3.99	241	3.99		3.99 - 5.49	307	4.90		3.99	15	3.99	
Apples	Fuji	per lb	1.49	26	1.49		0.79 - 3.99	182	2.68		1.29 - 1.79	15	1.42	
Apples	Gala/Royal Gala	3 lb bag	3.99	268	3.99		3.99 - 5.49	410	4.67		3.99	15	3.99	
Apples	Granny Smith	per lb					0.50 - 0.99	123	0.86		1.29	11	1.29	
Apples	Honeycrisp	per lb	0.99 - 1.99	329	1.63		1.99	184	1.99		1.48	4	1.48	
Apples	Pink Lady/Cripps Pink	3 lb bag	3.99	241	3.99		3.99	223	3.99		3.99	15	3.99	
Apples	Pink Lady/Cripps Pink	per lb					0.89 - 0.99	97	0.95					
Apples	Red Delicious	per lb	0.77 - 0.97	171	0.82		0.79	61	0.79					
Apples, Processed	Juice	64 oz (1/2 gallon)	1.87 - 2.50	118	2.02		1.50 - 3.79	679	3.00		2.50	14	2.50	
Apricots		per lb	3.99 - 4.99	309	4.34		2.99 - 5.99	297	3.59	49	3.99 - 5.98	46	5.03	
Avocados	Hass	each	0.79 - 2.79	291	1.99		0.33 - 2.99	119	1.33	7	1.25	19	1.25	
Avocados	Hass-Marked Extra Large	each					2.99	16	2.99		3.00	81	3.00	
Avocados	Hass-Marked Large	each	1.50 - 2.50	43	2.13		1.49 - 2.00	129	1.94					
Avocados	Hass-Marked Medium	each	0.77 - 1.39	182	1.03		0.88 - 1.67	732	1.40		1.25	22	1.25	
Avocados	Hass-Marked Small	each	0.33 - 0.63	106	0.44		0.33 - 0.59	378	0.51					
Bananas		per lb	0.50	65	0.50		0.39 - 0.59	124	0.54					
Blackberries		1 pint (11-12 oz cntr w/ lid)	3.34	31	3.34		6.99	187	6.99					
Blackberries		18 oz package					5.99	352	5.99		5.99	287	5.99	
Blackberries		5.6-6 oz package	2.50 - 2.99	256	2.82		0.95 - 3.99	797	3.09		1.67 - 2.50	137	1.75	
Blueberries		1 pint (11-12 oz cntr w/ lid)	1.79 - 6.99	991	2.96		3.99	146	3.99		2.50 - 9.98	29	4.05	
Blueberries		18 oz package	2.77 - 7.99	214	5.23		4.99 - 6.99	865	5.85		3.99 - 6.99	718	5.91	
Blueberries		6 oz package	1.25 - 3.00	336	2.70		1.50 - 3.99	786	2.91		1.67 - 3.00	78	2.34	
Cantaloupes		each	2.50 - 3.99	379	2.84		2.50 - 2.99	330	2.72		2.00 - 3.99	346	3.04	
Cantaloupes		per lb					0.33 - 0.89	200	0.50		0.77 - 1.49	108	1.20	
Cherries	Rainier	per lb	6.99	61	6.99		2.99	40	2.99					
Cherries	Red Varieties	per lb	1.50 - 6.99	1933	4.16	1	0.99 - 7.99	1473	3.50	28	1.99 - 6.99	654	3.37	
Clementines		2 lb bag	2.99	5	2.99									
Grapefruit	RED	each	0.67 - 0.99	15	0.82		1.99	10	1.99		1.99	22	1.99	
Grapes	Red Seedless	per lb	2.59 - 2.98	40	2.88		3.99	744	3.99		3.99	287	3.99	
Grapes	White Seedless Type	per lb					1.99 - 4.29	930	3.69		3.99	287	3.99	
Honeydews		each	2.99	5	2.99									
Honeydews		per lb					0.33 - 1.29	60	0.59		0.99	4	0.99	

Wtd Avg - Simple weighted average



Commodity	Variety	Unit	SOUTH CENTRAL U.S.				SOUTHWEST U.S.				NORTHWEST U.S.			
			Price Range	Number of Ads	Wtd Avg Price	% Marked Local	Price Range	Number of Ads	Wtd Avg Price	% Marked Local	Price Range	Number of Ads	Wtd Avg Price	% Marked Local
Kiwifruit	Hayward	each					0.50	55	0.50					
Kiwifruit	Yellow Flesh	1-lb containers with lids	3.99	61	3.99						5.98	81	5.98	
Lemons		2 lb bag					4.99	14	4.99					
Lemons		each	0.33 - 0.60	95	0.40						0.79	27	0.79	
Lemons		per lb					0.69 - 1.69	118	0.90					
Limes		each	0.12 - 0.50	408	0.21		0.25 - 0.33	90	0.26		0.18 - 0.79	66	0.51	
Limes		per lb					0.79 - 1.29	236	1.00					
Mangoes	Round Varieties	each	0.38 - 1.50	922	0.83		0.25 - 1.50	1393	1.10		0.88 - 1.66	306	1.02	
Mangoes	Round Varieties	per lb					0.50 - 0.99	230	0.86					
Mangoes	Round Varieties Marked Extra Large	each					2.00	229	2.00		1.50	17	1.50	
Mangoes	Round Varieties Marked Large	each	0.68 - 1.67	186	1.52		0.50 - 3.00	362	1.29		1.67	123	1.67	
Mangoes	Round Varieties Marked Medium	each					0.60	13	0.60					
Mangoes	Yellow Varieties	each	0.50 - 1.39	299	0.99		0.33 - 1.39	257	0.94		1.00 - 1.67	46	1.52	
Mangoes	Yellow Varieties Marked Large	each	1.25	29	1.25									
Nectarines	Various White Flesh Varieties	per lb	3.98	117	3.98									
Nectarines	Various Yellow Flesh Varieties	per lb	2.99 - 3.99	341	3.47		2.49 - 4.99	1026	3.33	2	2.99 - 3.99	506	3.72	
Oranges	Navel	3 lb bag	2.99 - 5.99	34	5.55									
Oranges	Navel	8 lb bag									5.99	287	5.99	
Oranges	Navel	per lb	0.99 - 1.39	40	1.09		0.50 - 0.99	53	0.93					
Oranges	Navel, Cara Cara	3 lb bag									2.69	3	2.69	
Papaya	Maradol/Tainung Types	each	0.99 - 2.50	118	2.36		2.48 - 2.50	205	2.50		2.88	4	2.88	
Papaya	Maradol/Tainung Types	per lb	0.97 - 0.99	83	0.97		0.89 - 1.50	272	1.04					
Peaches	Various White Flesh Varieties	per lb	3.49 - 3.98	224	3.75		3.99 - 5.99	17	4.93					
Peaches	Various Yellow Flesh Varieties	per lb	0.98 - 3.99	1220	2.51	7	1.29 - 5.99	1587	3.23	26	2.99 - 3.99	506	3.72	
Pears	Bartlett	per lb	1.99	7	1.99		1.99	146	1.99					
Pears	Bosc	per lb					1.99	146	1.99					
Pears	D'Anjou	per lb					1.99	146	1.99					
Pineapples		each	2.99 - 3.49	58	3.24		3.99 - 6.49	203	4.09					
Pineapples		per lb	0.79	65	0.79		0.50 - 0.99	162	0.74					
Plums		per lb					1.50	61	1.50					
Raspberries		1 pint (11-12 oz cntr w/ lid)	3.34	31	3.34						7.98	6	7.98	
Raspberries		6 oz package	2.50 - 2.99	256	2.82		2.50 - 3.99	702	3.37		1.67 - 2.50	137	1.75	
Strawberries		1 lb package	1.50 - 3.49	1175	2.41		1.50 - 3.99	1054	2.84		2.50 - 3.49	166	3.11	
Strawberries		1 pint (11-12 oz cntr w/ lid)	3.34	31	3.34									
Strawberries		2 lb package	2.77 - 4.99	313	4.15		2.97 - 6.99	1330	4.23		2.97 - 8.99	575	4.07	

Wtd Avg - Simple weighted average



Commodity	Variety	Unit	SOUTH CENTRAL U.S.				SOUTHWEST U.S.				NORTHWEST U.S.			
			Price Range	Number of Ads	Wtd Avg Price	% Marked Local	Price Range	Number of Ads	Wtd Avg Price	% Marked Local	Price Range	Number of Ads	Wtd Avg Price	% Marked Local
Tangelos		per lb					1.79	53	1.79					
Tangerines/Mandarins		3 lb bag	4.98 - 5.99	73	5.45									
Tangerines/Mandarins		per lb					1.79	9	1.79					
Watermelons	Red Flesh Seeded Type	each	5.88	60	5.88									
Watermelons	Red Flesh Seeded Type	per lb					0.50	55	0.50					
Watermelons	Red Flesh Seedless Miniature	each	2.98 - 3.99	526	3.58		3.49 - 4.99	583	4.04		3.49 - 4.99	118	3.99	
Watermelons	Red Flesh Seedless Miniature	per lb					0.99	27	0.99		0.99	3	0.99	
Watermelons	Red Flesh Seedless Type	each	0.99 - 8.99	1898	4.66		0.16 - 7.99	769	5.13		0.58 - 7.99	594	4.85	
Watermelons	Red Flesh Seedless Type	per lb	0.33 - 0.59	121	0.56		0.19 - 0.89	905	0.47		0.33 - 0.69	282	0.47	
<b>POTATOES &amp; ONIONS</b>														
Onions, Dry	RED	2 lb bag	1.95	4	1.95		1.95	34	1.95					
Onions, Dry	RED	per lb	1.29	95	1.29									
Onions, Dry	WHITE	2 lb bag	1.95	4	1.95		0.99 - 1.95	137	1.23					
Onions, Dry	WHITE	per lb	0.33 - 0.89	191	0.61		0.50 - 0.99	419	0.88					
Onions, Dry	YELLOW	2 lb bag	1.95	4	1.95		1.95	34	1.95					
Onions, Dry	YELLOW	3 lb bag	1.27 - 2.99	72	2.38		2.99	169	2.99					
Onions, Dry	YELLOW	per lb	0.49	8	0.49		0.33 - 0.99	148	0.56					
Onions, Dry	YELLOW MARKED SWEET	2 lb bag	2.49 - 2.58	131	2.50									
Onions, Dry	YELLOW MARKED SWEET	3 lb bag	2.50 - 4.99	406	3.68									
Onions, Dry	YELLOW MARKED SWEET	5 lb bag	3.00	160	3.00									
Onions, Dry	YELLOW MARKED SWEET	per lb	0.88 - 1.49	779	1.13		0.98 - 2.59	462	1.45		0.99 - 2.59	196	1.68	
Potatoes	ROUND RED	3 lb bag	3.77	47	3.77									
Potatoes	ROUND RED	5 lb bag									4.49	23	4.49	
Potatoes	ROUND RED	per lb					0.79 - 1.89	266	0.83		1.89	22	1.89	
Potatoes	ROUND WHITE	per lb	0.99	65	0.99		0.88 - 0.99	110	0.89					
Potatoes	RUSSET	10 lb bag	2.48 - 3.99	286	3.15		2.49 - 2.50	121	2.50					
Potatoes	RUSSET	3 lb bag					2.99	169	2.99					
Potatoes	RUSSET	5 lb bag	1.49 - 2.99	661	2.09		0.99 - 1.99	222	1.63		1.49 - 1.99	152	1.71	
Potatoes	RUSSET	per lb	0.78	17	0.78		0.33 - 0.69	54	0.38		0.38 - 0.79	18	0.59	
Potatoes	YELLOW TYPE	per lb					1.89	10	1.89		0.99 - 1.89	29	1.67	
<b>VEGETABLES</b>														
Artichokes		each					3.00	122	3.00					

Wtd Avg - Simple weighted average



Commodity	Variety	Unit	SOUTH CENTRAL U.S.				SOUTHWEST U.S.				NORTHWEST U.S.			
			Price Range	Number of Ads	Wtd Avg Price	% Marked Local	Price Range	Number of Ads	Wtd Avg Price	% Marked Local	Price Range	Number of Ads	Wtd Avg Price	% Marked Local
Asparagus	GREEN	per lb	1.99 - 3.99	350	3.10		3.49 - 3.99	770	3.72		2.99 - 3.99	543	3.58	11
Beans	ROUND GREEN TYPE	per lb	1.29 - 1.69	91	1.38		0.79	6	0.79					
Bok Choy		per lb	0.99	7	0.99									
Broccoli		per lb					0.79	61	0.79					
Broccoli	CROWN CUT	per lb	1.49 - 2.48	149	1.77		1.29 - 1.89	20	1.62		1.49	23	1.49	
Brussels Sprouts		12 oz bag	2.79	14	2.79									
Brussels Sprouts		per lb	1.49	6	1.49		1.79	8	1.79					
Cabbage	RED TYPE	per lb	0.99	34	0.99	100								
Cabbage	ROUND GREEN TYPE	per lb	0.47 - 0.89	349	0.60	9	0.50 - 0.69	168	0.58					
Carrots		1 lb bag					1.79	10	1.79		1.79	22	1.79	
Carrots		5 lb film bag					3.00	42	3.00					
Carrots		per lb	0.29 - 0.59	106	0.45		0.50 - 0.69	67	0.67					
Carrots	BABY PEELED	1 lb bag	0.99 - 1.67	170	1.31		0.99 - 1.29	49	1.00		0.98 - 1.49	34	1.17	
Carrots	BABY PEELED	2 lb bag									2.89	79	2.89	
Cauliflower		each	2.99 - 3.99	122	3.21		0.99	6	0.99		1.49	3	1.49	
Cauliflower		per lb					0.79 - 0.99	122	0.88					
Celery		each					0.79	42	0.79					
Chayote		per lb	1.29	30	1.29		1.39	9	1.39					
Chinese Cabbage		per lb					0.49	40	0.49					
Cilantro		per bunch	0.33 - 0.69	214	0.55		0.50 - 1.25	225	1.00					
Corn-Sweet		each	0.13 - 1.11	1155	0.40		0.17 - 0.80	1592	0.39	38	0.17 - 1.25	835	0.45	34
Corn-Sweet		trays 4-5 ears film wrapped	1.99 - 4.99	900	3.11		3.49 - 5.99	514	3.88		3.49 - 4.43	155	3.82	
Cucumbers		each	0.33 - 0.99	234	0.63	14	0.33 - 1.25	225	0.41		0.79 - 1.50	144	1.00	
Cucumbers	LONG SEEDLESS - Greenhouse	each	0.50 - 1.00	144	0.98		0.67 - 1.79	250	0.97		0.88 - 1.25	222	0.93	
Cucumbers	LONG SEEDLESS - Greenhouse	per lb					0.50	6	0.50					
Eggplant		each					0.34	7	0.34					
Eggplant		per lb					0.50 - 0.79	15	0.67					
Garlic		per sleeve	1.50 - 2.00	80	1.57		1.00 - 2.00	164	1.49					
Jalapeno Peppers		per lb	0.97 - 1.49	95	1.01		0.79 - 1.50	507	1.12					
Lettuce	Green Leaf	each					1.49 - 2.49	34	1.84		1.50 - 2.00	140	1.53	
Lettuce	Iceberg	each	1.49 - 1.88	109	1.86		1.49 - 2.50	148	2.49		1.49 - 1.50	34	1.50	
Lettuce	Red Leaf	each					1.49 - 2.49	34	1.84		1.50 - 2.00	140	1.53	
Lettuce	Romaine	each					1.99	8	1.99		1.50	131	1.50	
Lettuce	Romaine (Hearts)	3 count	1.95	4	1.95		1.95	34	1.95		3.99	23	3.99	
Mixed Mini Sweet Peppers		1 lb package	2.50	5	2.50									
Mushrooms	CREMINI	8 oz package	2.50 - 2.99	147	2.55		2.00	34	2.00					

Wtd Avg - Simple weighted average



Commodity	Variety	Unit	SOUTH CENTRAL U.S.				SOUTHWEST U.S.				NORTHWEST U.S.			
			Price Range	Number of Ads	Wtd Avg Price	% Marked Local	Price Range	Number of Ads	Wtd Avg Price	% Marked Local	Price Range	Number of Ads	Wtd Avg Price	% Marked Local
Mushrooms	PORTOBELLA	6 oz package	3.49	6	3.49									
Mushrooms	PORTOBELLA	per lb								4.99 - 6.99	36	5.54		
Mushrooms	WHITE	6 oz package								2.99	6	2.99		
Mushrooms	WHITE	8 oz package	1.29 - 2.00	33	1.87		1.50 - 2.00	156	1.72		2.50	17	2.50	
Onions, Green		per bunch	0.40 - 1.19	261	0.84		0.25 - 1.25	398	0.80		0.50 - 1.50	161	0.81	
Peppers (Bell Type)	GREEN	each	0.25 - 1.00	336	0.67		0.69 - 1.49	100	0.78		0.99 - 1.49	45	1.23	
Peppers (Bell Type)	GREEN	per lb					0.99	9	0.99					
Peppers (Bell Type)	ORANGE - Greenhouse	each	1.25 - 1.99	33	1.41									
Peppers (Bell Type)	ORANGE	each	0.97 - 1.99	648	1.14		0.69 - 2.50	937	1.38		0.88 - 3.99	670	1.34	
Peppers (Bell Type)	ORANGE	per lb					0.99	9	0.99					
Peppers (Bell Type)	RED - Greenhouse	each	1.25 - 1.99	33	1.41									
Peppers (Bell Type)	RED	each	0.50 - 1.99	740	1.10		0.34 - 2.50	1336	1.26		0.88 - 3.99	670	1.34	
Peppers (Bell Type)	RED	per lb					0.99	17	0.99					
Peppers (Bell Type)	YELLOW - Greenhouse	each	1.25 - 1.99	33	1.41									
Peppers (Bell Type)	YELLOW	each	0.97 - 1.99	675	1.16		0.69 - 2.50	935	1.38		0.88 - 3.99	670	1.34	
Peppers (Bell Type)	YELLOW	per lb					0.99	9	0.99					
Radishes		1 lb bag									0.79	61	0.79	
Radishes		per bunch					0.50 - 1.25	227	1.01		0.50 - 0.79	71	0.64	
Salad (Mixed Types)		10-12 oz package	0.99 - 3.33	316	2.47		2.00 - 2.67	191	2.65		2.99 - 3.50	148	3.41	
Salad (Mixed Types)		5-9 oz package	2.00 - 3.50	242	2.79		1.99 - 3.50	346	2.99		2.99 - 3.50	148	3.41	
Spinach		per bunch									1.39	3	1.39	
Squash	GREY	per lb	0.79 - 1.49	273	0.88		0.88	46	0.88					
Squash	Kabocha	per lb					0.69	18	0.69					
Squash	Yellow Crookneck/Straightneck	per lb	0.99 - 1.69	715	1.28	27					1.49	131	1.49	
Squash	Zucchini	per lb	0.99 - 1.69	989	1.28	19	0.88 - 2.29	106	1.09		1.49 - 2.29	153	1.61	
Sweet Potatoes		per lb	0.69 - 0.77	150	0.72		1.79	18	1.79					
Tomatillos		per lb	0.79 - 1.29	178	0.96		0.79 - 0.99	251	0.95					
Tomatoes	Greenhouse	per lb									2.98	6	2.98	
Tomatoes		per lb	1.29 - 2.49	287	1.88						1.29 - 1.48	15	1.40	
Tomatoes	Cherry Type	1 pint package									1.99 - 4.78	12	3.38	
Tomatoes	Cherry Type	10 oz package	3.33	68	3.33									
Tomatoes	GRAPE TYPE	1 pint package	1.99 - 2.99	12	2.49		1.99	2	1.99					
Tomatoes	GRAPE TYPE	10 oz package	1.69 - 3.00	318	2.82		1.89 - 3.99	275	3.02		1.50	36	1.50	
Tomatoes	Plum Type (Roma)	per lb	0.68 - 1.50	158	0.98		0.89 - 0.99	689	0.98		1.49	4	1.49	

Wtd Avg - Simple weighted average



Commodity	Variety	Unit	SOUTH CENTRAL U.S.				SOUTHWEST U.S.				NORTHWEST U.S.			
			Price Range	Number of Ads	Wtd Avg Price	% Marked Local	Price Range	Number of Ads	Wtd Avg Price	% Marked Local	Price Range	Number of Ads	Wtd Avg Price	% Marked Local
Tomatoes	VINE RIPES - Greenhouse	per lb	1.69 - 1.99	179	1.80						1.99	23	1.99	
Tomatoes	VINE RIPES	per lb	1.99	61	1.99		1.29	40	1.29		1.78	81	1.78	
Tomatoes	Vine Ripens - Heirloom Varieties - Greenhouse	per lb	3.88	75	3.88		3.88	109	3.88		3.88	22	3.88	
Tomatoes	VINE RIPES - ON THE VINE - Greenhouse	per lb	0.97 - 1.99	659	1.35		0.79 - 1.49	406	1.30		0.88 - 1.99	277	1.57	

OTHER SPECIALTY CROP ITEMS														
Hemp Protein		16 oz	14.99	107	14.99		19.99	184	19.99					
Hemp Seeds Shelled		16 oz					14.39	109	14.39		14.39	22	14.39	
Hemp Seeds Shelled		7 oz	9.29	75	9.29						10.19	22	10.19	
Hemp Seeds Shelled		8 oz	8.49 - 9.99	182	9.37		9.99	184	9.99		8.49	22	8.49	

SEASONAL ITEMS														
Ornamentals	Chrysanthemums	6 inch pot					5.00	40	5.00		5.00	11	5.00	
Ornamentals	Longiflorum (Easter Lily)	6 inch pot	17.00	9	17.00									
Ornamentals	Rose, Hybrid Tea	bunched 12s	12.00 - 14.00	155	12.22		12.00 - 13.00	387	12.42		12.00 - 12.99	10	12.89	

Wtd Avg - Simple weighted average



Commodity	Variety	Unit	ALASKA U.S.				HAWAII U.S.			
			Price Range	Number of Ads	Wtd Avg Price	% Marked Local	Price Range	Number of Ads	Wtd Avg Price	% Marked Local
<b>FRUIT</b>										
Apples	Braeburn	3 lb bag					6.99	33	6.99	
Apples	Envy	2 lb bag					4.69	3	4.69	
Apples	Fuji	per lb	1.49	1	1.49					
Apples	Gala/Royal Gala	per lb	1.49	1	1.49					
Apples	Honeycrisp	per lb	1.49 - 2.99	12	2.87					
Apples	Pink Lady/Cripps Pink	3 lb bag					4.99	7	4.99	
Apples	Red Delicious	per lb					1.69	7	1.69	
Apples, Processed	Juice	64 oz (1/2 gallon)	3.50	11	3.50		4.79	33	4.79	
Apricots		per lb	2.78	3	2.78					
Avocados	Hass-Marked Large	each	3.99	28	3.99					
Avocados	Hass-Marked Medium	each					1.25	4	1.25	
Bananas		per lb					1.29	3	1.29	
Blackberries		5.6-6 oz package	2.50 - 3.49	15	2.76					
Blueberries		18 oz package	5.99 - 7.99	12	7.82					
Blueberries		6 oz package	2.00 - 3.00	7	2.71		3.99	4	3.99	
Cantaloupes		each	1.49	2	1.49					
Cantaloupes		per lb	1.49	3	1.49		1.29 - 2.49	26	2.35	
Cherries	Red Varieties	per lb	7.49 - 7.99	12	7.95		5.99	27	5.99	
Grapes	Red Seedless	per lb	4.69	9	4.69		5.39	23	5.39	
Grapes	White Seedless Type	per lb	4.69	9	4.69		4.29 - 5.39	26	5.26	
Kiwifruit	Yellow Flesh	1 lb bag	8.99	28	8.99					
Limes		each					1.00	23	1.00	
Mangoes	Round Varieties	each	1.99 - 2.28	7	2.11					
Mangoes	Round Varieties	per lb					3.99	23	3.99	
Mangoes	Yellow Varieties	each					1.39	4	1.39	
Mangoes	Yellow Varieties Marked Large	each	2.50	11	2.50					
Nectarines	Various White Flesh Varieties	per lb	4.98	3	4.98					
Nectarines	Various Yellow Flesh Varieties	per lb	3.99 - 4.49	12	4.03		5.49	23	5.49	
Oranges	Navel	per lb	1.69 - 3.29	29	3.23		1.79	7	1.79	
Oranges	Navel, Cara Cara	3 lb bag					4.99	30	4.99	
Oranges	Navel, Cara Cara	each					1.40	33	1.40	
Peaches	Various White Flesh Varieties	per lb	4.98	3	4.98					
Peaches	Various Yellow Flesh Varieties	per lb	3.99 - 4.69	21	4.31		5.49	23	5.49	
Pears	D'Anjou	per lb	2.19	1	2.19					

Wtd Avg - Simple weighted average





Commodity	Variety	Unit	ALASKA U.S.				HAWAII U.S.			
			Price Range	Number of Ads	Wtd Avg Price	% Marked Local	Price Range	Number of Ads	Wtd Avg Price	% Marked Local
Raspberries		6 oz package	2.50 - 3.98	14	2.82					
Strawberries		1 lb package	3.48 - 3.99	4	3.61	4.43	4	4.43		
Tangerines/Mandarins		2 lb bag				6.29	7	6.29		
Watermelons	Red Flesh Seeded Type	per lb				1.49	23	1.49	100	
Watermelons	Red Flesh Seedless Type	each	7.99 - 14.99	20	11.84					
Watermelons	Red Flesh Seedless Type	per lb	0.69 - 1.19	14	0.78	0.89	27	0.89	100	
<b>POTATOES &amp; ONIONS</b>										
Onions, Dry	YELLOW MARKED SWEET	2 lb bag				3.99	3	3.99		
Onions, Dry	YELLOW MARKED SWEET	per lb	1.89	4	1.89	1.69 - 2.49	30	2.30	76	
Potatoes	ROUND RED	5 lb bag	4.50	4	4.50					
<b>VEGETABLES</b>										
Artichokes		each				2.99	33	2.99		
Asparagus	GREEN	per lb	3.99	11	3.99	3.99 - 4.99	50	4.45		
Beans	ROUND GREEN TYPE	per lb	1.98	3	1.98					
Beets		per lb				2.09	7	2.09		
Broccoli	CROWN CUT	per lb				2.29 - 2.99	26	2.91		
Brussels Sprouts		per lb	1.98	3	1.98					
Cabbage	ROUND GREEN TYPE	per lb				1.29	4	1.29		
Carrots		2 lb bag	2.59	1	2.59					
Carrots	BABY PEELED	1 lb bag				1.49 - 2.49	10	2.19		
Cauliflower		per lb				2.99	23	2.99		
Celery		each	3.19	1	3.19					
Corn-Sweet		each	0.99 - 1.25	14	1.08	0.50	23	0.50		
Corn-Sweet		trays 4-5 ears film wrapped	6.00	11	6.00	4.43	4	4.43		
Cucumbers		each	1.19 - 1.25	5	1.24					
Cucumbers		per lb				1.99	2	1.99		
Cucumbers	LONG SEEDLESS - Greenhouse	each	1.49	11	1.49					
Lettuce	Green Leaf	each	2.59	1	2.59					
Lettuce	Iceberg	each	4.29	28	4.29	2.99	23	2.99		
Lettuce	Iceberg	per lb				2.99	4	2.99		
Lettuce	Red Leaf	each	2.59	1	2.59					
Lettuce	Romaine (Hearts)	3 count	3.69	4	3.69					
Mixed Mini Sweet Peppers		1 lb package	4.49	9	4.49					
Mushrooms	PORTOBELLA	6 oz package	3.48	3	3.48					

Wtd Avg - Simple weighted average



Commodity	Variety	Unit	ALASKA U.S.				HAWAII U.S.			
			Price Range	Number of Ads	Wtd Avg Price	% Marked Local	Price Range	Number of Ads	Wtd Avg Price	% Marked Local
Mushrooms	WHITE	8 oz package					3.00	27	3.00	
Peppers (Bell Type)	GREEN	each	1.25	4	1.25					
Peppers (Bell Type)	GREEN	per lb					2.99	23	2.99	100
Peppers (Bell Type)	ORANGE	each	1.49	11	1.49					
Peppers (Bell Type)	RED	each	1.49	11	1.49					
Peppers (Bell Type)	RED	per lb					4.49	7	4.49	
Peppers (Bell Type)	YELLOW	each	1.49	11	1.49					
Salad (Mixed Types)		10-12 oz package					5.29	7	5.29	
Squash	Kabocha	per lb					1.79	2	1.79	
Tomatoes		per lb	2.99	28	2.99		2.49 - 4.99	63	4.01	42
Tomatoes	Plum Type (Roma)	per lb	1.99	1	1.99		2.79	7	2.79	
Tomatoes	VINE RIPES - Greenhouse	per lb	2.49	9	2.49					
Tomatoes	Vine Ripes - Heirloom Varieties - Greenhouse	per lb					3.88	4	3.88	
Tomatoes	VINE RIPES - ON THE VINE - Greenhouse	per lb	1.98	3	1.98					
<b>OTHER SPECIALTY CROP ITEMS</b>										
Hemp Protein		16 oz					13.49	4	13.49	
Hemp Seeds Shelled		16 oz					14.39	4	14.39	
Hemp Seeds Shelled		7 oz					10.19	4	10.19	
Hemp Seeds Shelled		8 oz					8.49	4	8.49	
<b>SEASONAL ITEMS</b>										
Ornamentals	Rose, Hybrid Tea	bunched 12s	16.99	11	16.99		17.99	33	17.99	

Wtd Avg - Simple weighted average

## NATIONAL ORGANIC SUMMARY

(not including AK & HI)

Fruit								
Commodity	Variety	Unit	THIS WEEK		LAST WEEK		LAST YEAR	
			Number of Ads	Wtd Avg Price	Number of Ads	Wtd Avg Price	Number of Ads	Wtd Avg Price
Apples	Fuji	2 lb bag	296	4.63	969	4.88	198	5.99
Apples	Fuji	3 lb bag	34	6.99	559	4.29		
Apples	Fuji	per lb	465	1.96	209	1.42	8	2.69
Apples	Gala/Royal Gala	2 lb bag	1,491	4.12	2,365	4.47	429	4.88
Apples	Gala/Royal Gala	3 lb bag	40	6.69	199	4.99		
Apples	Gala/Royal Gala	per lb	603	2.17	500	2.17	414	2.56
Apples	Granny Smith	2 lb bag	296	4.63	722	4.73		
Apples	Granny Smith	3 lb bag	356	5.18	758	4.47		
Apples	Granny Smith	per lb	600	1.99	66	2.27	19	2.49
Apples	Honeycrisp	2 lb bag	224	4.84	1,681	4.40		
Apples	Honeycrisp	per lb	1,415	2.57	951	2.18		
Apples	Pink Lady/Cripps Pink	2 lb bag	296	4.63	293	4.74		
Apples, Processed	Juice	64 oz (1/2 gallon)	24	3.49	62	3.74	67	2.99
Apricots		per lb	27	5.58	19	4.99		
Avocados	Hass	each	35	2.25	270	1.96	1,107	1.82
Avocados	Hass-Marked Extra Large	each	8	3.29				
Avocados	Hass-Marked Large	each	363	2.01	354	2.01		
Bananas		per lb	36	0.91	488	0.77	104	0.83
Blackberries		1 pint (11-12 oz cntr w/ lid)	1,195	5.99	1,195	5.99		
Blackberries		5.6-6 oz package	545	3.26	1,286	4.28	1,055	4.01
Blueberries		1 pint (11-12 oz cntr w/ lid)	1,085	4.72	1,102	4.82		
Blueberries		6 oz package	1,647	4.03	924	4.47	1,591	3.72
Cantaloupes		each	8	4.99	7	2.50	47	3.18
Cantaloupes		per lb	16	1.29	35	1.02		
Cherries	Red Varieties	per lb	26	6.49				
Lemons		2 lb bag	63	3.86	21	4.32	239	4.83
Lemons		each	200	0.99			18	0.89
Lemons		per lb	19	1.99				
Limes		per lb	19	3.49				
Mangoes	Round Varieties	each	745	1.27	1,095	1.34		
Mangoes	Yellow Varieties	each	6	1.67	6	1.20		
Nectarines	Various Yellow Flesh Varieties	per lb	8	6.99				
Oranges	Navel	per lb	645	1.99	6	1.99		

Wtd Avg - Simple weighted average



Commodity	Variety	Unit	THIS WEEK		LAST WEEK		LAST YEAR	
			Number of Ads	Wtd Avg Price	Number of Ads	Wtd Avg Price	Number of Ads	Wtd Avg Price
Peaches	Various Yellow Flesh Varieties	per lb	19	5.83			46	4.99
Pears	D'Anjou	per lb	9	1.99	8	1.79	18	1.99
Raspberries		6 oz package	15	5.86	425	4.36		
Strawberries		1 lb package	1,818	4.41	4,643	4.35	4,010	4.14
Strawberries		2 lb package	100	5.99	248	6.77	215	5.92
Watermelons	Red Flesh Seedless Miniature	each	542	5.63	217	5.54	24	5.99
Watermelons	Red Flesh Seedless Miniature	per lb	5	1.49				
Watermelons	Red Flesh Seedless Type	per lb	48	0.78	16	0.99	32	0.71

**Potatoes & Onions**

Commodity	Variety	Unit	THIS WEEK		LAST WEEK		LAST YEAR	
			Number of Ads	Wtd Avg Price	Number of Ads	Wtd Avg Price	Number of Ads	Wtd Avg Price
Onions, Dry	YELLOW	3 lb bag	75	4.19	18	3.49	1,346	4.79
Onions, Dry	YELLOW	per lb	22	2.79			176	1.61
Onions, Dry	YELLOW MARKED SWEET	2 lb bag	35	3.29	246	3.96	343	2.98
Onions, Dry	YELLOW MARKED SWEET	3 lb bag	9	4.49	1,033	3.99		
Onions, Dry	YELLOW MARKED SWEET	per lb	195	1.29	195	1.29	210	1.05
Potatoes	RUSSET	5 lb bag	10	3.99				

**Vegetables**

Commodity	Variety	Unit	THIS WEEK		LAST WEEK		LAST YEAR	
			Number of Ads	Wtd Avg Price	Number of Ads	Wtd Avg Price	Number of Ads	Wtd Avg Price
Asparagus	GREEN	per lb	23	4.99	308	5.04	463	2.99
Beans	ROUND GREEN TYPE	12 oz bag	161	4.14	83	2.18		
Beets		per bunch	27	2.60	154	3.15	20	2.98
Broccoli		per bunch	23	3.60	716	3.02	198	3.96
Broccoli		per lb	46	2.99	690	2.41	355	2.49
Broccoli	CROWN CUT	per lb	9	3.49	11	2.50	278	2.88
Cabbage	ROUND GREEN TYPE	per lb	8	2.50	133	1.57	146	1.49
Carrots		2 lb bag	1,246	2.04	131	2.50	190	2.99
Carrots		per bunch	68	2.85	142	3.39	52	3.10
Carrots		per lb	413	1.29	154	1.29	154	1.69
Carrots	BABY PEELED	1 lb bag	2,610	1.65	932	2.17	965	1.61
Cauliflower		each	201	2.93	9	3.99	161	2.67
Celery		each	38	2.28	27	2.19	158	2.40
Celery	HEARTS	per package	207	3.16	7	1.50		
Cilantro		per bunch	61	1.12	187	1.48	53	0.99
Collards		per bunch	11	2.50			11	3.00

Wtd Avg - Simple weighted average



Commodity	Variety	Unit	THIS WEEK		LAST WEEK		LAST YEAR	
			Number of Ads	Wtd Avg Price	Number of Ads	Wtd Avg Price	Number of Ads	Wtd Avg Price
Corn-Sweet		each	122	0.17				
Cucumbers		each	209	1.14	1,106	0.67	31	2.20
Kale		per bunch	7	1.50	151	1.91	53	2.50
Leeks		per bunch	6	3.98	6	3.98		
Lettuce	Green Leaf	each	170	2.08	168	2.07	171	1.83
Lettuce	Iceberg	each	163	2.52	41	2.45	154	2.54
Lettuce	Red Leaf	each	170	2.08	168	2.07	44	2.09
Lettuce	Romaine	each	16	2.99			38	2.13
Lettuce	Romaine (Hearts)	3 count	62	5.20	988	4.29	459	3.78
Mixed Mini Sweet Peppers		1 lb package	645	4.99			496	4.96
Mushrooms	CREMINI	6 oz package	81	3.48				
Mushrooms	CREMINI	8 oz package	594	3.00	39	3.99		
Mushrooms	WHITE	8 oz package	977	3.04	149	3.03	562	3.01
Onions, Green		per bunch	39	1.39	470	1.20	74	0.99
Peppers (Bell Type)	GREEN	each	9	1.25				
Peppers (Bell Type)	ORANGE	each	95	2.50	122	1.98	11	2.50
Peppers (Bell Type)	RED	each	95	2.50			11	2.50
Peppers (Bell Type)	YELLOW	each	95	2.50			11	2.50
Radishes		per bunch	61	1.38			37	2.26
Salad (Mixed Types)		1 lb package	317	4.99	240	4.97		
Salad (Mixed Types)		10-12 oz package	845	5.30	518	5.16	558	5.27
Salad (Mixed Types)		5-9 oz package	1,249	4.04	894	3.31	2,649	3.22
Spinach	FLAT TYPE	1 lb package	19	6.99				
Spinach	FLAT TYPE	5-7 oz package	316	4.49				
Spinach	FLAT TYPE	8-10 oz package	203	5.78	79	5.22		
Sweet Potatoes		per lb	38	1.69	18	1.99	46	1.58
Swiss Chard		per bunch	9	2.50	26	2.07	11	3.00
Tomatoes		per lb	352	2.74	355	2.77	344	2.26
Tomatoes	GRAPE TYPE	1 pint package	1,094	2.85	815	3.04	663	3.10
Tomatoes	GRAPE TYPE	10 oz package	19	2.49	29	3.49	19	2.49
Tomatoes	Plum Type (Roma)	per lb	53	1.79			53	1.49
Tomatoes	VINE RIPES - Greenhouse	per lb	20	2.26	9	1.99	70	2.88
Tomatoes	Vine Ripes - Heirloom Varieties - Greenhouse	per lb	144	4.78			130	3.99
Tomatoes	VINE RIPES - ON THE VINE - Greenhouse	per lb	41	3.14	377	3.17	454	3.04

Wtd Avg - Simple weighted average



Other Specialty Crop Items

Commodity	Variety	Unit	THIS WEEK		LAST WEEK		LAST YEAR	
			Number of Ads	Wtd Avg Price	Number of Ads	Wtd Avg Price	Number of Ads	Wtd Avg Price
Hemp (Seed) Oil		16 oz	295	16.99	355	16.99	236	16.99
Hemp Protein		16 oz	109	13.49			109	13.99
Hemp Seeds Shelled		12 oz	356	14.99	356	14.99	291	17.99
Hemp Seeds Shelled		16 oz	431	14.89	356	14.99	291	14.99
Hemp Seeds Shelled		7 oz	690	11.46	508	11.50	365	11.99

Wtd Avg - Simple weighted average



### REGIONAL ORGANIC DETAILS

Commodity	Variety	Unit	NORTHEAST U.S.				SOUTHEAST U.S.				MIDWEST U.S.			
			Price Range	Number of Ads	Wtd Avg Price	% Marked Local	Price Range	Number of Ads	Wtd Avg Price	% Marked Local	Price Range	Number of Ads	Wtd Avg Price	% Marked Local
<b>FRUIT</b>														
Apples	Fuji	2 lb bag	4.99	190	4.99						3.99	106	3.99	
Apples	Fuji	3 lb bag					6.99	34	6.99					
Apples	Fuji	per lb	1.99	413	1.99									
Apples	Gala/Royal Gala	2 lb bag	4.99	190	4.99		3.99	1195	3.99		3.99	106	3.99	
Apples	Gala/Royal Gala	3 lb bag	4.99	6	4.99		6.99	34	6.99					
Apples	Gala/Royal Gala	per lb	1.99 - 2.49	146	2.20		1.99 - 2.21	89	2.20		2.21	67	2.21	
Apples	Granny Smith	2 lb bag	4.99	190	4.99						3.99	106	3.99	
Apples	Granny Smith	3 lb bag	4.99	322	4.99		6.99	34	6.99					
Apples	Granny Smith	per lb	1.99	505	1.99									
Apples	Honeycrisp	2 lb bag	3.99 - 4.99	224	4.84									
Apples	Honeycrisp	per lb	1.99 - 2.49	17	2.28		2.49	463	2.49		2.49 - 2.79	138	2.54	
Apples	Pink Lady/Cripps Pink	2 lb bag	4.99	190	4.99						3.99	106	3.99	
Apples, Processed	Juice	64 oz (1/2 gallon)	3.49	24	3.49									
Avocados	Hass-Marked Large	each	2.00 - 2.49	16	2.21		2.00	52	2.00					
Bananas		per lb	0.99	8	0.99						0.89	28	0.89	
Blackberries		1 pint (11-12 oz cntr w/ lid)					5.99	1195	5.99					
Blackberries		5.6-6 oz package	2.99 - 3.99	409	3.19		3.99	14	3.99		1.50 - 3.99	60	3.20	
Blueberries		1 pint (11-12 oz cntr w/ lid)	3.99 - 4.99	303	4.73		4.43 - 5.00	138	4.64		3.99 - 4.43	108	4.26	
Blueberries		6 oz package	3.99	75	3.99		3.99 - 4.50	1311	4.13		3.50 - 3.99	117	3.93	
Cantaloupes		each	4.99	8	4.99									
Cherries	Red Varieties	per lb	2.50	10	2.50									
Lemons		2 lb bag	3.99 - 4.99	17	4.52						3.99	29	3.99	
Lemons		each	1.00	54	1.00									
Lemons		per lb	1.99	8	1.99									
Limes		per lb	3.49	19	3.49									
Mangoes	Round Varieties	each	0.99 - 1.99	329	1.01		1.25	52	1.25					
Pears	D'Anjou	per lb	1.99	9	1.99									
Strawberries		1 lb package	2.99 - 5.99	761	4.03		3.99 - 6.99	186	5.02		3.99 - 4.99	115	4.37	
Strawberries		2 lb package									5.99	39	5.99	
Watermelons	Red Flesh Seedless Miniature	each	5.49 - 9.99	139	5.83		5.54	86	5.54		5.54	67	5.54	
<b>POTATOES &amp; ONIONS</b>														
Onions, Dry	YELLOW	3 lb bag	4.19	75	4.19									
Onions, Dry	YELLOW MARKED SWEET	2 lb bag									2.50 - 3.49	35	3.29	

Wtd Avg - Simple weighted average



Commodity	Variety	Unit	NORTHEAST U.S.				SOUTHEAST U.S.				MIDWEST U.S.			
			Price Range	Number of Ads	Wtd Avg Price	% Marked Local	Price Range	Number of Ads	Wtd Avg Price	% Marked Local	Price Range	Number of Ads	Wtd Avg Price	% Marked Local
Onions, Dry	YELLOW MARKED SWEET	3 lb bag	4.49	9	4.49									
Onions, Dry	YELLOW MARKED SWEET	per lb	1.49	8	1.49		1.28	187	1.28					
<b>VEGETABLES</b>														
Beans	ROUND GREEN TYPE	12 oz bag	3.99 - 4.99	150	4.12						4.49	11	4.49	
Beets		per bunch									1.50	7	1.50	
Broccoli		per bunch	2.99	9	2.99									
Broccoli		per lb	2.99	46	2.99									
Broccoli	CROWN CUT	per lb	3.49	9	3.49									
Carrots		2 lb bag	1.99	75	1.99		1.99	945	1.99					
Carrots		per bunch	2.99	19	2.99						1.50	7	1.50	
Carrots		per lb	1.29	413	1.29									
Carrots	BABY PEELED	1 lb bag	1.29 - 2.99	923	1.88		1.49	530	1.49		1.49 - 1.99	855	1.53	
Cauliflower		each	3.99	46	3.99						4.49	9	4.49	
Celery	HEARTS	per package	2.50 - 4.99	198	3.13						3.88	9	3.88	
Cilantro		per bunch	1.99	8	1.99									
Cucumbers		each					0.98	187	0.98					
Kale		per bunch									1.50	7	1.50	
Lettuce	Green Leaf	each									1.99	13	1.99	
Lettuce	Iceberg	each	1.99 - 3.50	17	2.70									
Lettuce	Red Leaf	each									1.99	13	1.99	
Lettuce	Romaine (Hearts)	3 count	4.99	27	4.99									
Mushrooms	CREMINI	8 oz package	2.99	236	2.99									
Mushrooms	WHITE	8 oz package	2.99 - 3.99	244	3.21		3.99	3	3.99		2.99	6	2.99	
Onions, Green		per bunch	1.29 - 1.49	39	1.39									
Radishes		per bunch	1.99	8	1.99									
Salad (Mixed Types)		1 lb package	4.99	11	4.99						2.50 - 4.99	149	4.62	
Salad (Mixed Types)		10-12 oz package	4.99 - 5.99	493	5.08						4.97 - 6.99	99	6.04	
Salad (Mixed Types)		5-9 oz package	2.99 - 3.99	350	3.61		3.99 - 4.50	400	4.46		3.00 - 4.99	245	3.78	
Spinach	FLAT TYPE	5-7 oz package	3.99	65	3.99									
Spinach	FLAT TYPE	8-10 oz package									5.21 - 6.99	104	5.76 26	
Sweet Potatoes		per lb	1.69	38	1.69									
Swiss Chard		per bunch	2.50	9	2.50									
Tomatoes		per lb	2.99	190	2.99						2.49	13	2.49	
Tomatoes	GRAPE TYPE	1 pint package	2.50 - 2.99	971	2.80		3.49	74	3.49		2.00 - 2.99	49	2.71	
Tomatoes	GRAPE TYPE	10 oz package									2.49	19	2.49	
Tomatoes	VINE RIPES - Greenhouse	per lb	1.99	9	1.99									

Wtd Avg - Simple weighted average





Commodity	Variety	Unit	NORTHEAST U.S.				SOUTHEAST U.S.				MIDWEST U.S.			
			Price Range	Number of Ads	Wtd Avg Price	% Marked Local	Price Range	Number of Ads	Wtd Avg Price	% Marked Local	Price Range	Number of Ads	Wtd Avg Price	% Marked Local
Tomatoes	VINE RIPES - ON THE VINE - Greenhouse	per lb	3.49 - 3.99	17	3.75									
<b>OTHER SPECIALTY CROP ITEMS</b>														
Hemp Seeds Shelled		12 oz	14.99	9	14.99		14.99	52	14.99					
Hemp Seeds Shelled		16 oz	14.99	9	14.99		14.99	52	14.99					
Hemp Seeds Shelled		7 oz	10.19 - 11.99	131	10.31		11.99	52	11.99					

Wtd Avg - Simple weighted average



Commodity	Variety	Unit	SOUTH CENTRAL U.S.				SOUTHWEST U.S.				NORTHWEST U.S.			
			Price Range	Number of Ads	Wtd Avg Price	% Marked Local	Price Range	Number of Ads	Wtd Avg Price	% Marked Local	Price Range	Number of Ads	Wtd Avg Price	% Marked Local
<b>FRUIT</b>														
Apples	Fuji	per lb					1.98	20	1.98		1.49 - 1.79	32	1.57	
Apples	Gala/Royal Gala	per lb	1.99 - 2.21	170	2.09		2.21	109	2.21		2.21	22	2.21	
Apples	Granny Smith	per lb	1.99	95	1.99									
Apples	Honeycrisp	per lb	2.49	241	2.49		2.49 - 3.99	418	2.74		2.49	138	2.49	
Apricots		per lb					5.99	16	5.99	100	4.99	11	4.99	
Avocados	Hass	each					0.99	13	0.99		2.99	22	2.99	
Avocados	Hass-Marked Extra Large	each					3.29	8	3.29					
Avocados	Hass-Marked Large	each	2.00	107	2.00		2.00	184	2.00		2.00	4	2.00	
Blackberries		5.6-6 oz package	3.98 - 4.50	38	4.38		2.50	23	2.50		3.99	1	3.99	
Blueberries		1 pint (11-12 oz cntr w/ lid)	4.43 - 5.00	182	4.77		4.43 - 5.69	301	4.81		4.43 - 5.99	53	5.12	
Blueberries		6 oz package	2.28 - 4.50	55	3.73		2.50 - 4.99	68	2.90		2.98	21	2.98	
Cantaloupes		per lb									1.29	16	1.29	
Cherries	Red Varieties	per lb					8.99	16	8.99	100				
Lemons		2 lb bag									2.99	17	2.99	
Lemons		each					0.99	146	0.99					
Lemons		per lb					1.99	11	1.99					
Mangoes	Round Varieties	each	1.25	107	1.25		1.25 - 2.50	237	1.53		1.25 - 3.00	20	2.65	
Mangoes	Yellow Varieties	each									1.67	6	1.67	
Nectarines	Various Yellow Flesh Varieties	per lb					6.99	8	6.99					
Oranges	Navel	per lb					1.99	358	1.99		1.99	287	1.99	
Peaches	Various Yellow Flesh Varieties	per lb					6.99	8	6.99		4.99	11	4.99	
Raspberries		6 oz package					5.99	14	5.99		3.99	1	3.99	
Strawberries		1 lb package	3.98 - 5.00	224	4.62		3.50 - 5.99	401	4.66		3.98 - 5.00	131	4.71	
Strawberries		2 lb package	5.99	61	5.99									
Watermelons	Red Flesh Seedless Miniature	each	5.54	75	5.54		5.54	109	5.54		4.98 - 7.98	66	5.70	
Watermelons	Red Flesh Seedless Miniature	per lb					1.49	5	1.49					
Watermelons	Red Flesh Seedless Type	per lb					0.79	13	0.79		0.59 - 0.99	35	0.77	
<b>POTATOES &amp; ONIONS</b>														
Onions, Dry	YELLOW	per lb									2.79	22	2.79	
Potatoes	RUSSET	5 lb bag									3.99	10	3.99	
<b>VEGETABLES</b>														
Asparagus	GREEN	per lb									4.99	23	4.99	
Beets		per bunch					2.98	20	2.98					
Broccoli		per bunch					3.99	14	3.99					

Wtd Avg - Simple weighted average



National Retail Report - Specialty Crops  
 Friday, May 24, 2024 - Page 35

Cabbage	ROUND GREEN TYPE	per lb				2.50	8	2.50				
Carrots		2 lb bag				2.29	103	2.29		2.29	123	2.29
Carrots		per bunch								2.49 - 3.49	42	3.02
Carrots	BABY PEELED	1 lb bag	1.49	274	1.49	1.98 - 1.99	28	1.98				
Cauliflower		each				2.50	146	2.50				
Celery		each	2.19	27	2.19	2.50	11	2.50				
Cilantro		per bunch				0.99	53	0.99				
Collards		per bunch				2.50	11	2.50				
Corn-Sweet		each				0.17	122	0.17	100			
Cucumbers		each								2.49	22	2.49
Leeks		per bunch								3.98	6	3.98
Lettuce	Green Leaf	each	1.99	92	1.99	1.99 - 2.99	39	2.40		1.99	26	1.99
Lettuce	Iceberg	each				2.50	146	2.50				
Lettuce	Red Leaf	each	1.99	92	1.99	1.99 - 2.99	39	2.40		1.99	26	1.99
Lettuce	Romaine	each				2.99	16	2.99				
Lettuce	Romaine (Hearts)	3 count	3.99 - 4.49	21	4.28	6.99	14	6.99				
Mixed Mini Sweet Peppers		1 lb package				4.99	358	4.99		4.99	287	4.99
Mushrooms	CREMINI	6 oz package								3.48	81	3.48
Mushrooms	CREMINI	8 oz package				3.00	358	3.00				
Mushrooms	WHITE	8 oz package				3.00	358	3.00		2.79 - 3.00	366	2.95
Peppers (Bell Type)	GREEN	each	1.25	9	1.25							
Peppers (Bell Type)	ORANGE	each	2.50	95	2.50							
Peppers (Bell Type)	RED	each	2.50	95	2.50							
Peppers (Bell Type)	YELLOW	each	2.50	95	2.50							
Radishes		per bunch				1.29	53	1.29				
Salad (Mixed Types)		1 lb package				4.99 - 5.99	138	5.11		6.99	19	6.99
Salad (Mixed Types)		10-12 oz package	5.98 - 6.98	26	6.33	5.00	146	5.00		5.98	81	5.98
Salad (Mixed Types)		5-9 oz package	3.00 - 5.98	173	3.41					5.98	81	5.98
Spinach	FLAT TYPE	1 lb package								6.99	19	6.99
Spinach	FLAT TYPE	5-7 oz package	3.00 - 5.21	170	3.98					5.98	81	5.98
Spinach	FLAT TYPE	8-10 oz package				4.99	18	4.99		5.98	81	5.98
Tomatoes		per lb	2.29	92	2.29	2.49 - 3.99	31	2.88		2.49	26	2.49
Tomatoes	Plum Type (Roma)	per lb				1.79	53	1.79				
Tomatoes	VINE RIPES - Greenhouse	per lb				2.49	11	2.49				
Tomatoes	Vine Ripes - Heirloom Varieties - Greenhouse	per lb				2.99 - 4.99	144	4.78				
Tomatoes	VINE RIPES - ON THE VINE - Greenhouse	per lb	1.98	9	1.98	3.29	8	3.29		2.99	7	2.99

Wtd Avg - Simple weighted average



Commodity	Variety	Unit	SOUTH CENTRAL U.S.				SOUTHWEST U.S.				NORTHWEST U.S.			
			Price Range	Number of Ads	Wtd Avg Price	% Marked Local	Price Range	Number of Ads	Wtd Avg Price	% Marked Local	Price Range	Number of Ads	Wtd Avg Price	% Marked Local
<b>OTHER SPECIALTY CROP ITEMS</b>														
Hemp (Seed) Oil		16 oz	16.99	107	16.99		16.99	184	16.99		16.99	4	16.99	
Hemp Protein		16 oz					13.49	109	13.49					
Hemp Seeds Shelled		12 oz	14.99	107	14.99		14.99	184	14.99		14.99	4	14.99	
Hemp Seeds Shelled		16 oz	14.39 - 14.99	182	14.74		14.99	184	14.99		14.99	4	14.99	
Hemp Seeds Shelled		7 oz	11.99 - 12.99	214	12.49		9.69 - 11.99	293	11.13					

Wtd Avg - Simple weighted average



Commodity	Variety	Unit	ALASKA U.S.				HAWAII U.S.			
			Price Range	Number of Ads	Wtd Avg Price	% Marked Local	Price Range	Number of Ads	Wtd Avg Price	% Marked Local
<b>FRUIT</b>										
Apples	Gala/Royal Gala	per lb					2.21	4	2.21	
Blueberries		1 pint (11-12 oz cntr w/ lid)					4.43	4	4.43	
Blueberries		6 oz package	3.48	3	3.48					
Cantaloupes		per lb	1.28	3	1.28					
Lemons		each	1.00	1	1.00					
Pineapples		each	8.99	28	8.99					
Raspberries		6 oz package					6.49	23	6.49	
Watermelons	Red Flesh Seeded Type	per lb	1.48	3	1.48					
Watermelons	Red Flesh Seedless Miniature	each					5.54	4	5.54	
<b>VEGETABLES</b>										
Broccoli		per bunch					3.99	23	3.99	
Cucumbers	LONG SEEDLESS - Greenhouse	each	1.98	3	1.98					
Mixed Mini Sweet Peppers		1 lb package	5.29	1	5.29					
Mushrooms	WHITE	8 oz package	3.50	1	3.50					
Onions, Green		per bunch	1.39	1	1.39					
Salad (Mixed Types)		5-9 oz package					6.99	23	6.99	
Tomatoes	VINE RIPES - Greenhouse	per lb					4.99	23	4.99	

Wtd Avg - Simple weighted average

**REGIONAL DEFINITIONS**

As used in this report, regions include the following states:	
NORTHEAST U.S.	Connecticut, Delaware, Massachusetts, Maryland, Maine, New Hampshire, New Jersey, New York, Pennsylvania, Rhode Island and Vermont
SOUTHEAST U.S.	Alabama, Florida, Georgia, Mississippi, North Carolina, South Carolina, Tennessee, Virginia and West Virginia
MIDWEST U.S.	Iowa, Illinois, Indiana, Kentucky, Michigan, Minnesota, North Dakota, Nebraska, Ohio, South Dakota and Wisconsin
SOUTH CENTRAL U.S.	Arkansas, Colorado, Kansas, Louisiana, Missouri, New Mexico, Oklahoma, and Texas
SOUTHWEST U.S.	Arizona, California, Nevada and Utah
NORTHWEST U.S.	Idaho, Montana, Oregon, Washington, and Wyoming
ALASKA	Alaska
HAWAII	Hawaii
NATIONAL	Continental United States

1 -- Specialty Crops Market News surveys nearly 271 retailers, comprising over 29,700 individual stores, with online weekly advertised features.

2 -- Date range reflects one week of data collection ending on the report date and encompassing ad pricing good from the Saturday before the report release date through the following Friday.