



Specialty Crops Market News Division U.S. Mexico Canada Agreement Seasonal Perishable Products Weekly Update

Agricultural Marketing Service

Issued Weekly

Friday, May 24, 2024

Update for Week May 19-25, 2024

This report provides trend analysis of the volume and prices of Seasonal Perishable commodities. Volume represents current week, and prices represent open (spot) market sales by first handlers on product of generally good quality and condition unless otherwise stated and may include promotional allowances or other incentives. The charts provide graphic representation of the volume and prices of the major commodities this week based on seasonal volume.

Impact of the Mexico-Texas water situation continues to be a concern. Texas depends heavily on Mexico's water along the border in the Rio Grande Valley for commodities including cabbage, watermelons, and citrus. From a report in *The Latin Times*, by Demian Bio, published May 17, 2024, local leaders are pressing the Mexican government to adhere to water-sharing agreements, warning of possible reductions in U.S. aid. However, the problem is that Mexico is also facing their own draught. According to article, the economic impact in Texas could lead to roughly a \$500 million economic downturn and about 8,400 job losses. Texas grown citrus is the biggest loser in this dispute, as growers and shippers have growing concerns about future acreage, crop quality and crop condition.

Agricultural Weather Highlights, provided by Brad Rippey, Agricultural Meteorologist, USDA/OCE/WAOB May 23, 2024: In the west, dry weather favors fieldwork and crop development from California into the Southwest. In the South, very warm, humid weather prevails. Morning showers and thunderstorms, noted in several areas, are heaviest in Arkansas. Currently, drought is scarce across the South, although parts of Florida's peninsula are enduring some agricultural impacts—such as stressed pastures and heavy irrigation demands for citrus, due to short-term heat and dryness. Active weather will continue through the holiday weekend across the North and much of the eastern half of the U.S., with rainfall totaling 1 to 2 inches or more across portions of the Northwest, Midwest, mid-Atlantic, and interior Southeast. Memorial Day weekend will begin with relatively cool weather in the North and West contrasting with hot weather in the South. However, that temperature contrast will diminish during the next several days, as warmth builds in the West and spreads northward across the nation's mid-section. Unlike the remainder of the country, mostly dry weather will prevail during the next 5 days from coastal Texas to the southern Atlantic Coast and from California to the southern High Plains. The NWS 6- to 10-day outlook for May 28 – June 1 calls for the likelihood of below-normal temperatures in the Pacific Northwest, as well as the eastern Corn Belt and interior Southeast, while warmer-than-normal weather will cover Maine, the Deep South, and much of the western half of the U.S. Meanwhile, near- or below-normal rainfall across most of the country should contrast with wetter-than-normal weather in a few areas, including the Northeast, Pacific Northwest, and central and southern sections of the Rockies and Plains.

Avocados movement continues to move slowly. Decreased crossings in the last two weeks helped inventories of older fruit to clear out, leaving room for better quality fruit with higher oil content. However, overall demand is lackluster. Movement from Mexico crossings through Texas is expected to remain about the same. Trading is slow. Prices of conventional 60s and 84s, and organic are generally unchanged, others are lower. Cartons 2 layers Hass 32-36s are mostly 46.25-47.25, 40-48s are mostly 45.25-47.25, 60s are mostly 37.25-38.25, 70s are mostly 26.28-28.25, 84s are mostly 22.25-24.25; organic 48s are mostly 52.25-54.25, 60s are mostly 50.25-52.25, 70s are mostly 40.25-43.25. Extra services are included. Movement from South District California is expected to remain about the same. Trading of 32s are slow at higher prices, others are slow. The price of 32s are higher, other prices are generally unchanged. Cartons 2 layers Hass 32s are mostly 50.25-52.25, 36-48s are mostly 48.25-50.25, 60s are mostly 42.25-44.25, 70s are mostly 32.25-34.25, 84s are mostly 24.25-26.25; organic 48s are mostly 56.25-58.25, 60s are mostly 53.25-55.25. Extra services are included.

Blueberry movement from South Georgia is expected to remain about the same. Trading is moderate. Prices are generally unchanged. Flats 12/1-pt cups with lids large are mostly 12.00-14.00, Flats 12/6-oz cups with lids large are

For more information on:

- [Shipping Point Report Details](#)
- [Movement Report Details](#)
- [Generating Custom Reports](#)

For assistance please contact: jeff.main@usda.gov

[Custom Average Tool \(CAT\) Graphing tool and aggregated data source.](#)

mostly 10.00; organic Flats 12/1-pt cups with lids large are 26.00-28.00, Flats 12/6-oz cups with lids large are mostly 20.00-22.00. Movement from Mexico crossings through Arizona, California and Texas is expected to decrease. Trading early was slow, late is moderate. Prices are higher. Flats 12 6-ounce cups with lids are mostly 12.00-14.00. Quality is variable. Most present shipments are from prior bookings and/or previous commitments. Movement from Eastern North Carolina is expected to increase. Trading is moderate. Prices are unchanged. Flats 12 1-pint cups with lids medium-large are mostly 16.00-18.00. Movement from Central and Southern California Coast is expected to increase seasonally. Available supplies are light. Trading is moderate. Prices are higher. Flats 12 1-pint cups with lids are mostly 14.00-16.00, 12 6-ounce cups with lids are mostly 14.00; organic flats 12 1-pint cups with lids are mostly 28.00-30.00, 6-ounce cups with lids are mostly 16.00-18.00. Quality is generally good. Most present shipments are from prior bookings and/or previous commitments. Movement of Peru imports via boat through Miami, Philadelphia, and New York ports of entries is expected to decrease seasonally. Remaining supplies are in too few hands to establish a market. Movement from Florida is expected to decrease seasonally. Remaining supplies are in too few hands to establish a market.

Cucumber movement from Mexico crossings through Nogales, Arizona is expected to decrease seasonally. Trading of 24s is moderate, others are active. Prices of 24s are higher; others are much higher. 1 1/9-bushel cartons medium are mostly 16.95, fair quality are 12.95-14.95, ordinary quality are 6.95-8.95; large are 12.95-14.95; cartons 24s are 6.95-8.95, 36s are 8.95-9.95. Quality is variable. Movement from Mexico crossings through Texas is expected to increase. Trading is moderate. Prices of medium are slightly higher, large are generally unchanged. 1 1/9-bushel cartons medium are mostly 14.95-15.95, fair quality are mostly 10.95-12.95, ordinary quality are mostly 6.95-8.95, large are mostly 11.95-12.95. Quality and condition are variable. Many present shipments are from prior bookings and/or previous commitments. Movement from Mexico crossings through Otay Mesa, California is expected to increase seasonally. Current supplies are in too few hands to establish a market. Quality is generally good. The first F.O.B. report is expected to be issued the week of May 26. Movement from Central and South Florida is expected to slightly decrease. Trading is moderate. Prices of medium are higher, carton 24s are slightly lower, fair quality are generally unchanged. Price includes palletizing and precooling. 1 1/9-bushel cartons waxed medium are mostly 12.35-14.35, fair quality are mostly 6.35-8.35. Carton 24s are mostly 5.00-6.00. Quality is generally good.

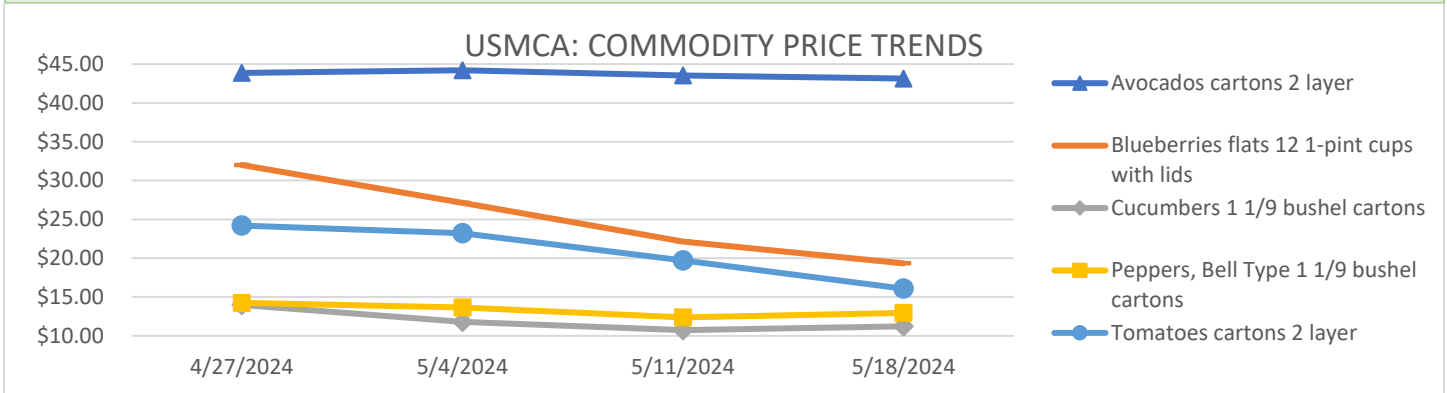
Green Bell Pepper movement from Mexico crossings through Nogales, Arizona is expected to decrease sharply as most shippers are finished for the season. Supplies are insufficient and in too few hands to establish a market. Quality and condition are variable. Lighter crossings are expected to continue through the week of June 2. Movement from Imperial and Coachella Valleys, California is expected to increase seasonally. Trading is moderate. Prices are slightly higher. 1 1/9-bushel cartons extra-large are 18.95-20.95, large are 17.95-18.95, irregular sized fair quality are mostly 13.95-14.95. Quality is generally good. Movement from Central and South Florida is expected to decrease. Trading is moderate. Prices are higher. Price includes palletizing and precooling. 1 1/9-bushel cartons jumbo and extra-large are mostly 14.35-16.35, large are mostly 12.35, irregular sized fair quality are mostly 10.35. Quality is generally good.

Tomato movement from Central and South Florida is expected to remain about the same. Trading 5x6 size is fairly light, others are moderate. Prices are lower. Extra services are included. 25-pound cartons loose Mature Greens 85 percent U.S. One or better 5x6 size are 8.95-10.95, 6x6-6x7 sizes are 12.95-14.95. Quality is generally good. Demand for Mexico crossing through Texas is light, with falling prices. Even with Memorial Day looming around the corner, there is no significant interest for produce shipping from Texas. Movement is expected to decrease. Trading early was fairly active, late is fairly slow. Prices are much lower. Vine Ripes cartons 2-layer 4x4-4x5s are mostly 12.95-13.95, 5x5-5x6s are mostly 10.95-11.95; 25-pound cartons loose 4x4-4x5 sizes are mostly 11.95-12.95, 5x5-5x6 sizes are mostly 10.95. Quality is generally good. Movement from Mexico crossings through Nogales, Arizona is expected to decrease seasonally. Trading early was moderate, late is fairly slow. Prices are lower. Cartons 25-pound cartons loose Vine Ripes 4x4-4x5 and 5x6 sizes are mostly 12.95, 5x5 size are mostly 10.95; 2-layer Vine Ripes 4x4-4x5s and 5x6s are 10.95-12.95, 5x5s are mostly 8.95-9.95. Quality is generally good. Movement from Mexico crossings through Otay Mesa, California is expected to increase seasonally. Trading is moderate. Prices cartons 2-layer Vine Ripes 4x4-4x5s are 14.95-15.95, 5x5-5x6s are 13.95-14.95. Quality is generally good. Light shipments from Southern Arkansas are expected to begin within 14-17 days with sufficient volume and number of shippers for first FOB report by week of June 9.

The following table provides a four-week price trend of the highest traded commodities this week.

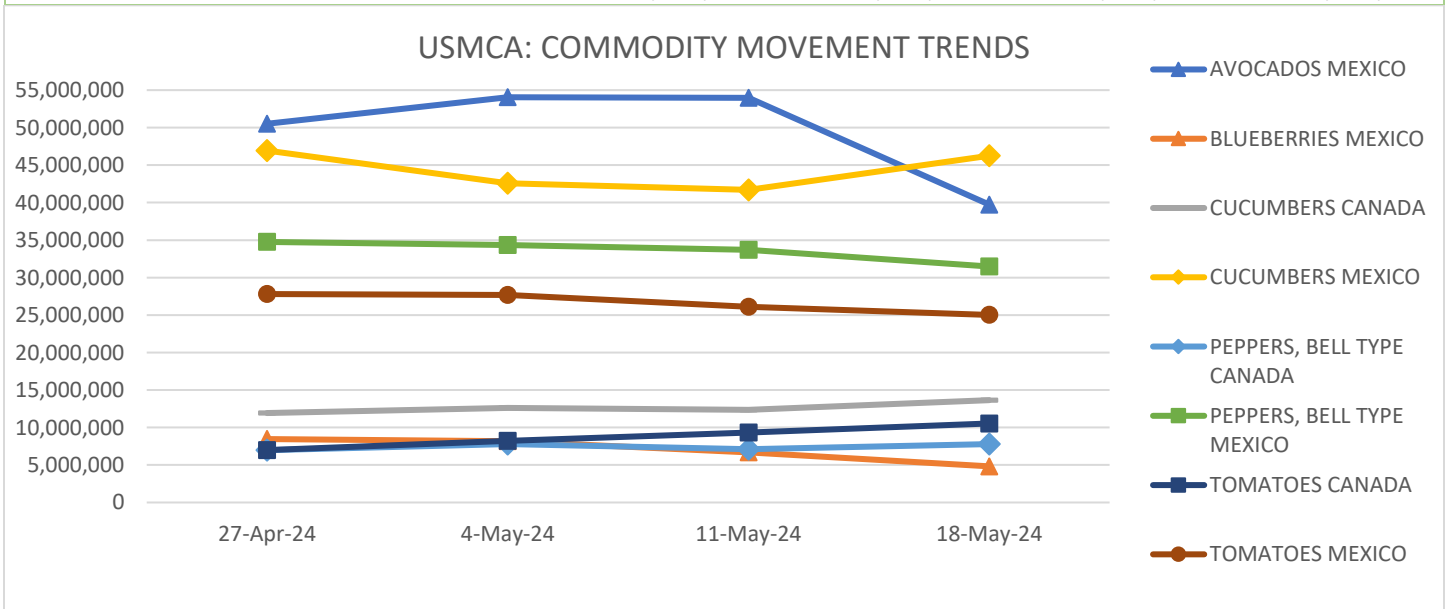
Four-Week Price Trend in U.S. Dollars

Commodity	Package	4/27/2024	5/4/2024	5/11/2024	5/18/2024
Avocados	cartons 2 layer	\$ 43.88	\$ 44.21	\$ 43.55	\$ 43.14
Blueberries	flats 12 1-pint cups with lids	\$ 32.00	\$ 27.14	\$ 22.14	\$ 19.33
Cucumbers	1 1/9-bushel cartons	\$ 13.98	\$ 11.80	\$ 10.74	\$ 11.23
Peppers, Bell Type	1 1/9-bushel cartons	\$ 14.25	\$ 13.67	\$ 12.38	\$ 12.95
Tomatoes	cartons 2 layer	\$ 24.20	\$ 23.20	\$ 19.70	\$ 16.08

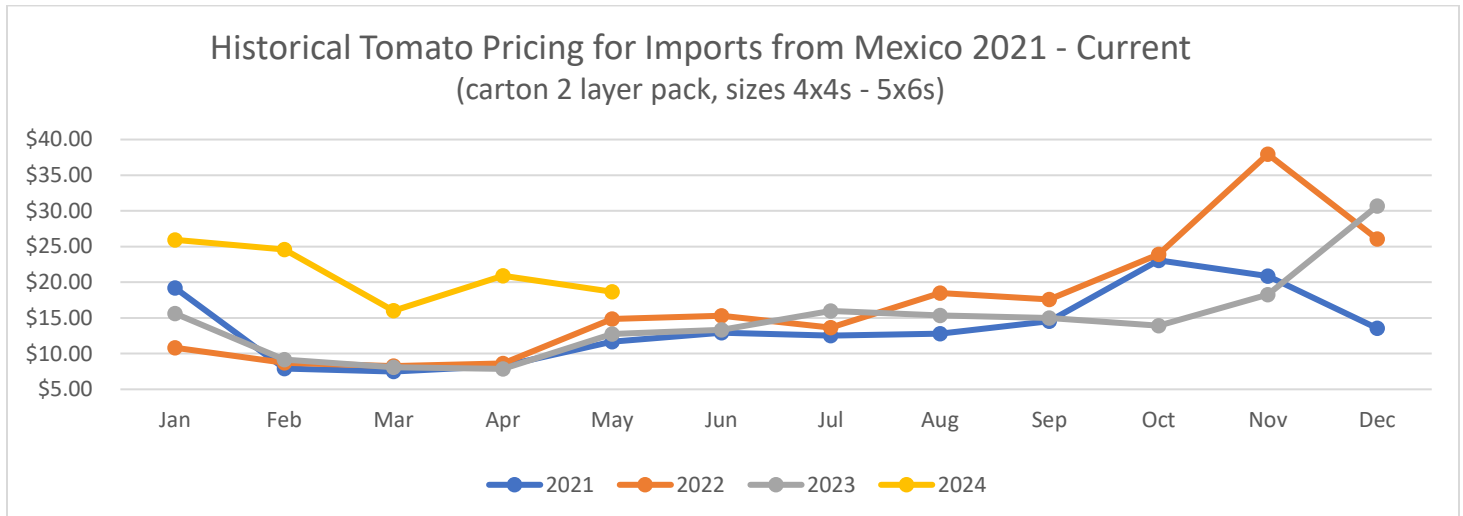


Four-Week Movement in Pounds

COMMODITY	ORIGIN	27-Apr-24	4-May-24	11-May-24	18-May-24
AVOCADOS	MEXICO	50,520,393	54,053,296	53,977,328	39,733,972
BLUEBERRIES	MEXICO	8,459,566	8,173,937	6,687,568	4,819,852
CUCUMBERS	CANADA	11,929,808	12,616,012	12,346,135	13,648,137
	MEXICO	46,939,402	42,597,909	41,697,540	46,259,455
PEPPERS, BELL TYPE	CANADA	6,977,416	7,782,829	7,126,589	7,788,008
	MEXICO	34,753,283	34,329,282	33,679,515	31,475,430
TOMATOES	CANADA	6,990,578	8,229,944	9,338,053	10,537,968
	MEXICO	27,802,770	27,674,778	26,102,592	25,016,169



The following chart, *Historical Tomato Pricing for Imports from Mexico*, is a four-year view of Mexican tomato prices at shipping point. Tomatoes are shown as they are the most consistently traded year-round. They have the highest volume of product moving between the U.S., Mexico, and Canada, along with a high level of market coverage of tomatoes by USDA Market News.



To be regarded as "seasonal and perishable," agricultural products must meet the following conditions: (1) the products are fresh or chilled products falling under the following HS2002 tariff codes: 0701, 0702, 0703, 0704, 0705, 0706, 0707, 0708, 0709, 0803, 0804, 0805, 0806, 0807, 0808, 0809, 0810; (2) the products are marketed in raw form for consumption without "further processing" ("further processing" refers to e.g. crushing, juicing, canning, or any other process that transforms the product from its raw form); and (3) the products normally are marketed within eight weeks after harvesting.

For information on the remaining Seasonal and Perishable commodities listed below please visit:

- Movement <https://www.marketnews.usda.gov/mnp/fv-home>
- Prices [Home | MMN \(usda.gov\)](#)

- Potatoes
- Tomatoes
- Onions, shallots, garlic, leeks, and other alliaceous vegetables
- Cabbages, cauliflower, kohlrabi, kale, and similar edible brassicas
- Lettuce (*Lactuca sativa*) and chicory (*Cichorium* spp.)
- Carrots, turnips, salad beets (salad beetroot), salsify, celeriac, radishes, and similar edible roots
- Cucumbers, including gherkins
- Leguminous vegetables, shelled or unshelled
- Other vegetables, fresh or chilled: asparagus, eggplants, celery, mushrooms and truffles, peppers (*Capsicum* or of the genus *Pimenta*), spinach, artichokes, olives, pumpkins, squash, and gourds
- Bananas and plantains
- Dates, figs, pineapples, avocados, guavas, mangoes, and mangosteens
- Citrus fruit
- Grapes
- Melons (including watermelons) and papayas (papaws)
- Apples, pears, and quinces
- Apricots, cherries, peaches (including nectarines), plums (including prune plums) and sloes
- Other fruit: strawberries, raspberries, blackberries, mulberries, loganberries, black, white, or red currants and gooseberries (other than kiwifruit), cranberries, blueberries, and other fruits of the genus *Vaccinium*, kiwifruit, durians, persimmons,
- Other berries; tamarinds