



## Advertised Prices for Specialty Crops Products at Major Retail Supermarket Outlets ending during the period of 5/25/2024 to 6/6/2024

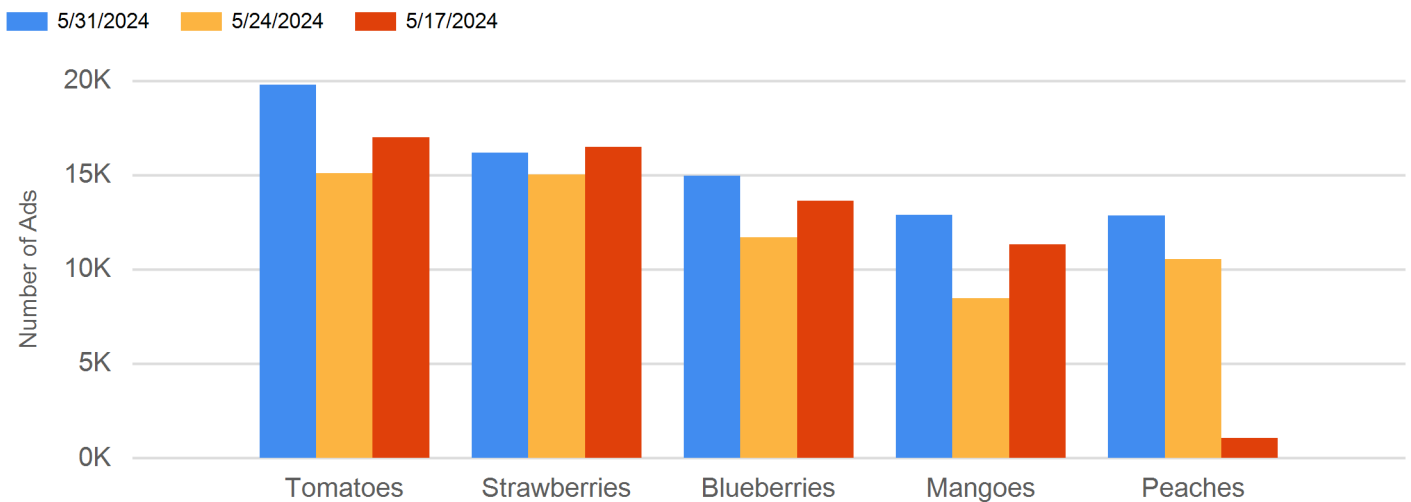
### Summer Standbys

Summertime favorites were abundantly featured this week. Rainier cherries and apricots made big showings this week, joining up with the Georgia, South Carolina, and California peaches and nectarines hitting the market. Red cherries from California continued to be well advertised. Florida watermelons, blueberries, and blackberries were showcased in flyers from stores in the Southeast. Texas watermelons were touted in the Central states. Zucchini, yellow squash, corn, asparagus, cucumbers, and tomatoes were among the most popular vegetables this week.

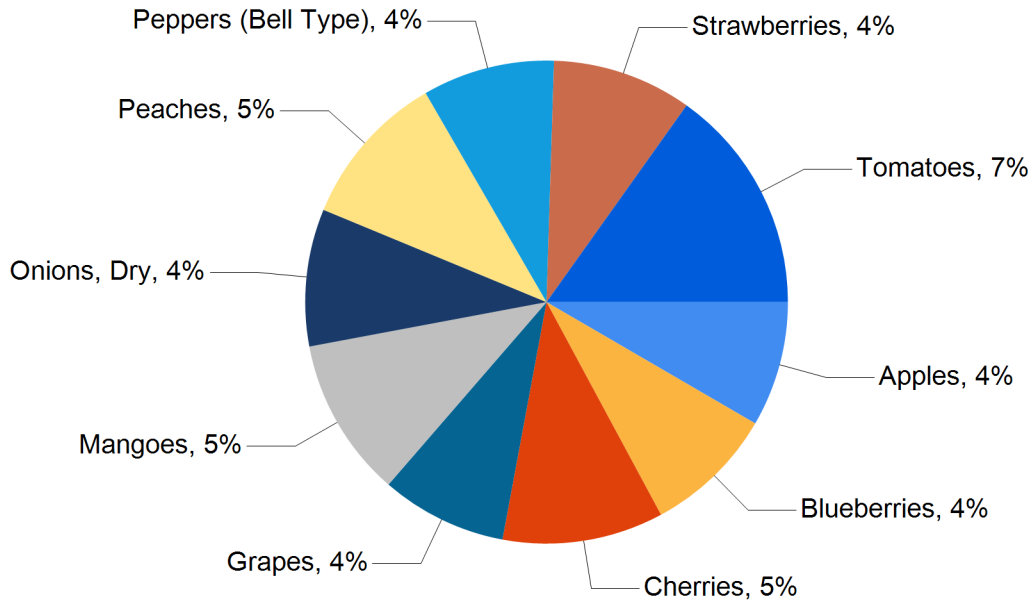
Total ad numbers this week were 289,738, a 6% increase from last week's total of 272,514. The total for the same week last year was 8% lower at 268,868. The total number of ads broken out by commodity groups: fruit 160,610 (55% of all ads), onions and potatoes 19,815 (7%), vegetables 103,231 (36%), herbs 1,803, ornamentals 2,559, and hemp 3,523. The number of ads for organic produce was 34,561, 12% of total ads.

The following are the prices of major advertised items (3,000 plus ads) this week, compared to the same week last year. Significant increases in price for fruit this week included yellow nectarines at 19% and strawberries (2 lb.) at 12%. Significant decreases included Honeycrisp apples (per lb.) at 26%, cantaloupes (ea.) at 16%, yellow peaches at 15%, Navel oranges (4 lb.) at 14%, and blackberries at 12%. There were no significant changes in price for potatoes and onions this week. Significant increases in price for vegetables this week included Roma tomatoes at 38% and long seedless cucumbers at 33%. There were no significant decreases this week.

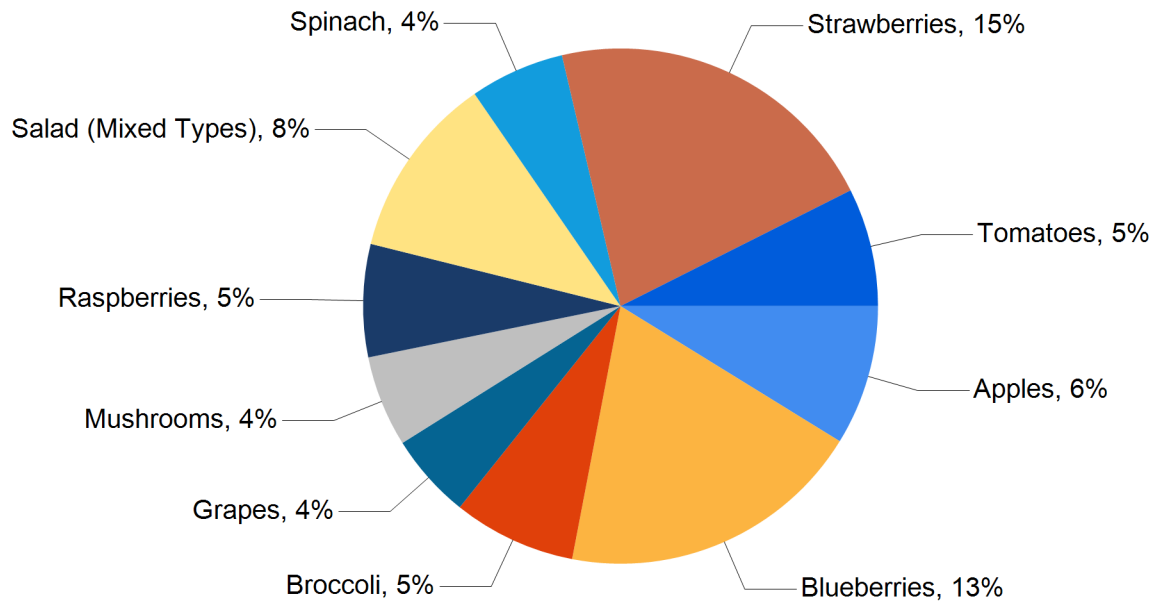
### Top 5 Commodities Featured This Week



### Top 10 Commodities as Percentage of Total Conventional Ads

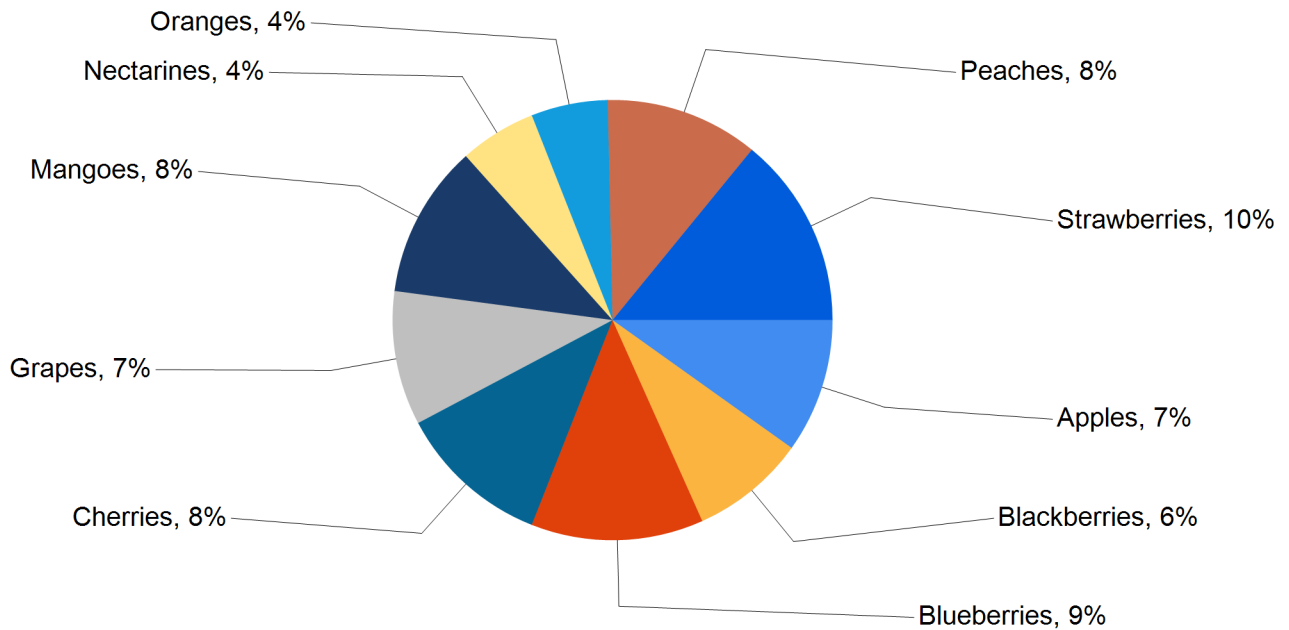


### Top 10 Commodities as Percentage of Total Organic Ads

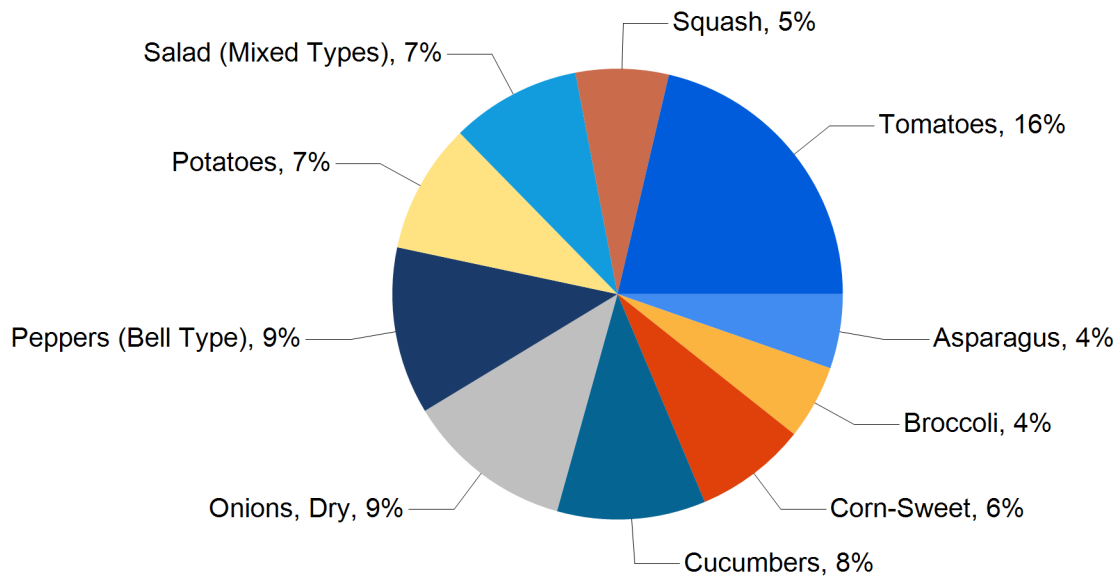


Wtd Avg - Simple weighted average

### Top 10 Fruits as Percentage of Total Fruit Ads



### Top 10 Vegetables as Percentage of Total Vegetable Ads Including Onions and Potatoes



Wtd Avg - Simple weighted average



**NATIONAL CONVENTIONAL SUMMARY**  
(not including AK & HI)

Fruit								
Commodity	Variety	Unit	THIS WEEK		LAST WEEK		LAST YEAR	
			Number of Ads	Wtd Avg Price	Number of Ads	Wtd Avg Price	Number of Ads	Wtd Avg Price
Apples	Fuji	3 lb bag	367	3.08	1,835	4.14	207	4.15
Apples	Fuji	5 lb bag	13	3.99	13	5.99	20	5.99
Apples	Fuji	per lb	1,583	1.37	1,691	1.60	2,043	1.49
Apples	Gala/Royal Gala	2 lb bag	374	3.97			8	3.29
Apples	Gala/Royal Gala	3 lb bag	105	3.42	1,853	4.14	931	3.71
Apples	Gala/Royal Gala	5 lb bag	8	3.99	13	5.99	20	5.99
Apples	Gala/Royal Gala	per lb	206	1.67	299	1.55	2,023	1.59
Apples	Golden Delicious	3 lb bag	66	3.10			98	3.99
Apples	Golden Delicious	5 lb bag	8	3.99				
Apples	Golden Delicious	per lb	27	1.31	116	1.49	8	0.98
Apples	Granny Smith	per lb	799	1.54	1,765	1.57	323	1.82
Apples	Honeycrisp	2 lb bag	395	3.99				
Apples	Honeycrisp	3 lb bag	322	5.99	14	5.99	14	6.99
Apples	Honeycrisp	per lb	3,216	1.66	2,315	1.96	2,657	2.24
Apples	Jazz	per lb	188	0.99				
Apples	Pinata	3 lb bag	86	2.89				
Apples	Pink Lady/Cripps Pink	3 lb bag	176	2.89	1,639	3.99	14	4.99
Apples	Pink Lady/Cripps Pink	per lb	761	1.03	387	1.32	2,379	1.48
Apples	Red Delicious	3 lb bag	830	3.57	19	2.99	149	3.95
Apples	Red Delicious	5 lb bag	8	3.99				
Apples	Red Delicious	per lb	342	1.28	278	0.89	70	1.35
Apples, Processed	Juice	128 oz (1 gallon)	26	6.30	96	5.99		
Apples, Processed	Juice	64 oz (1/2 gallon)	4,417	2.36	3,992	2.70	2,770	2.50
Apples, Processed	Juice Marked Cider	64 oz (1/2 gallon)	197	3.90	54	2.49	6	2.99
Apricots		per lb	1,367	4.27	747	4.02	1,510	3.99
Avocados	Hass	each	3,970	1.07	1,675	1.38	9,888	1.01
Avocados	Hass-Marked Extra Large	each	159	2.20	97	3.00		
Avocados	Hass-Marked Large	each	259	1.89	218	1.89		
Avocados	Hass-Marked Medium	each	470	1.31	1,225	1.33		
Avocados	Hass-Marked Small	each	151	0.37	484	0.49		
Avocados	Various Greenskin Marked Large	each	15	2.50				
Avocados	Various Greenskin Varieties	each	199	2.50	34	2.50	29	2.99
Bananas		per lb	941	0.85	301	0.52	519	0.55

Wtd Avg - Simple weighted average



National Retail Report - Specialty Crops  
Friday, May 31, 2024 - Page 5

Commodity	Variety	Unit	THIS WEEK		LAST WEEK		LAST YEAR	
			Number of Ads	Wtd Avg Price	Number of Ads	Wtd Avg Price	Number of Ads	Wtd Avg Price
Blackberries		1 pint (11-12 oz cntr w/ lid)	536	5.52	218	6.47		
Blackberries		18 oz package	366	5.99	639	5.99		
Blackberries		5.6-6 oz package	7,299	2.53	3,776	3.02	4,891	2.89
Blueberries		1 pint (11-12 oz cntr w/ lid)	6,149	2.85	5,205	2.85		
Blueberries		18 oz package	2,598	5.08	2,254	5.74	1,748	4.56
Blueberries		6 oz package	1,682	2.70	1,516	2.75	1,139	2.66
Cantaloupes		each	3,790	2.95	3,700	3.36	4,442	3.53
Cantaloupes		per lb	383	0.60	474	0.82	591	0.83
Cherries	Rainier	per lb	485	6.54	140	5.85	352	6.99
Cherries	Red Varieties	per lb	12,273	4.38	10,348	4.35	12,967	4.74
Clementines		2 lb bag	20	4.99	34	4.11	183	3.64
Clementines		3 lb bag	82	4.73	179	5.99	412	5.56
Grapefruit	RED	each	50	1.03	61	1.53	388	1.42
Grapes	Black Seedless	per lb	1,316	2.85	256	2.95	922	3.20
Grapes	Red Globe Seeded Type	per lb	336	1.99	75	2.84		
Grapes	Red Seedless	per lb	4,766	2.75	1,662	3.65	838	2.97
Grapes	White Seedless Type	per lb	3,657	3.13	2,829	3.77	2,237	3.25
Honeydews		each	773	4.04	35	3.77	1,690	3.64
Honeydews		per lb	257	0.67	228	0.86	194	1.37
Kiwifruit	Hayward	1 lb bag	8	1.99			78	3.99
Kiwifruit	Hayward	1-lb containers with lids	162	3.49				
Kiwifruit	Hayward	2 lb bag	95	2.99				
Kiwifruit	Hayward	2-lb containers with lids	74	3.99				
Kiwifruit	Hayward	each	214	0.63	120	0.68	285	0.55
Kiwifruit	Yellow Flesh	1 lb bag	8	4.98	501	4.09		
Kiwifruit	Yellow Flesh	1-lb containers with lids	417	5.11	389	5.03		
Kiwifruit	Yellow Flesh	each	6	1.25				
Lemons		2 lb bag	467	3.20	531	3.78	352	3.44
Lemons		each	1,022	0.59	930	0.64	1,981	0.74
Lemons		per lb	82	0.99	139	0.91	107	0.50
Limes		each	1,034	0.38	1,689	0.38	1,957	0.42
Limes		per lb	180	0.91	465	0.73	235	0.77
Mangoes	Round Varieties	each	8,314	1.12	5,365	1.08		
Mangoes	Round Varieties Marked Extra Large	each	387	1.65	453	1.52		
Mangoes	Round Varieties Marked Large	each	1,218	1.21	1,057	1.28		
Mangoes	Round Varieties Marked Small	each	523	0.78				

Wtd Avg - Simple weighted average



National Retail Report - Specialty Crops  
Friday, May 31, 2024 - Page 6

Commodity	Variety	Unit	THIS WEEK		LAST WEEK		LAST YEAR	
			Number of Ads	Wtd Avg Price	Number of Ads	Wtd Avg Price	Number of Ads	Wtd Avg Price
Mangoes	Yellow Varieties	each	1,953	0.95	807	1.10		
Mangoes	Yellow Varieties	per lb	7	2.50				
Mangoes	Yellow Varieties Marked Extra Large	each	14	1.00				
Mangoes	Yellow Varieties Marked Large	each	310	1.12	29	1.25		
Nectarines	Various White Flesh Varieties	per lb	2,072	3.09	125	3.98	69	2.36
Nectarines	Various Yellow Flesh Varieties	per lb	4,864	3.04	2,349	3.44	2,492	2.55
Oranges	Navel	3 lb bag	409	4.92	416	5.86	177	4.33
Oranges	Navel	4 lb bag	3,276	4.26	61	5.30	288	4.96
Oranges	Navel	each	1,873	1.09	730	1.05	1,251	1.01
Oranges	Navel	per lb	1,431	1.35	141	1.00	1,321	1.47
Oranges	Navel, Cara Cara	per lb	53	0.79	9	1.66		
Oranges	Valencia	per lb	17	0.92			46	0.99
Papaya	Maradol/Tainung Types	per lb	980	0.92	664	1.18	212	1.07
Papaya	Solo Type	per lb	6	0.99			123	1.00
Peaches	Various White Flesh Varieties	per lb	2,252	2.98	1,458	3.15	2,289	2.89
Peaches	Various Yellow Flesh Varieties	per lb	10,143	2.33	9,058	2.46	5,459	2.75
Pears	Bartlett	per lb	438	1.62	339	1.81	640	1.54
Pears	Bosc	per lb	82	1.93	153	1.94	47	1.92
Pears	D'Anjou	per lb	232	1.43	165	1.99	388	1.43
Pineapples		each	1,863	3.00	3,165	2.71	2,878	2.80
Pineapples		per lb	299	0.90	227	0.75	415	0.80
Plums		per lb	47	2.33	69	1.79		
Plums	Interspecific Type	per lb	8	1.88				
Pomegranates		each	12	2.54			19	4.99
Pomegranates		per lb	13	2.99				
Raspberries		1 pint (11-12 oz cntr w/ lid)	162	5.88	37	4.09		
Raspberries		6 oz package	4,290	2.93	2,610	3.19		
Strawberries		1 lb package	8,117	2.90	9,638	2.58	9,839	2.93
Strawberries		1 pint (11-12 oz cntr w/ lid)	8	3.00	70	3.15		
Strawberries		2 lb package	3,050	5.36	3,409	4.35	2,493	4.77
Tangerines/Mandarins		2 lb bag	126	4.61	236	4.30	76	4.51
Tangerines/Mandarins		3 lb bag	3,061	4.50	118	5.77	1,675	4.85
Tangerines/Mandarins		per lb	127	1.74	9	1.79	7	0.99
Watermelons	Red Flesh Seeded Type	each	203	7.19	128	5.72	16	7.43
Watermelons	Red Flesh Seeded Type	per lb	55	0.50	55	0.50		
Watermelons	Red Flesh Seedless Miniature	each	1,585	4.04	3,000	3.72	3,445	4.06

Wtd Avg - Simple weighted average



Commodity	Variety	Unit	THIS WEEK		LAST WEEK		LAST YEAR	
			Number of Ads	Wtd Avg Price	Number of Ads	Wtd Avg Price	Number of Ads	Wtd Avg Price
Watermelons	Red Flesh Seedless Miniature	per lb	115	0.79	30	0.99	123	1.30
Watermelons	Red Flesh Seedless Type	each	3,675	5.76	12,125	5.16	3,970	5.85
Watermelons	Red Flesh Seedless Type	per lb	806	0.58	1,458	0.49	583	0.61

**Potatoes & Onions**

Commodity	Variety	Unit	THIS WEEK		LAST WEEK		LAST YEAR	
			Number of Ads	Wtd Avg Price	Number of Ads	Wtd Avg Price	Number of Ads	Wtd Avg Price
Onions, Dry	RED	3 lb bag	10	3.98				
Onions, Dry	RED	per lb	1,335	1.58	693	2.32	542	1.43
Onions, Dry	WHITE	2 lb bag	59	1.99	236	1.53	11	0.99
Onions, Dry	WHITE	3 lb bag	8	1.79			8	1.48
Onions, Dry	WHITE	per lb	1,298	0.71	1,090	0.88	1,553	0.96
Onions, Dry	YELLOW	2 lb bag	180	2.03	205	1.84	209	1.74
Onions, Dry	YELLOW	3 lb bag	1,222	2.76	902	2.52	739	2.23
Onions, Dry	YELLOW	5 lb bag	9	2.98			8	3.50
Onions, Dry	YELLOW	per lb	543	0.80	232	0.74	348	1.28
Onions, Dry	YELLOW MARKED SWEET	2 lb bag	527	2.41	496	2.53	624	1.62
Onions, Dry	YELLOW MARKED SWEET	3 lb bag	1,674	3.59	1,064	3.22	2,508	3.09
Onions, Dry	YELLOW MARKED SWEET	5 lb bag	733	6.04	883	4.55	1,553	5.29
Onions, Dry	YELLOW MARKED SWEET	per lb	3,328	1.30	5,553	1.25	1,958	1.20
Potatoes	ROUND RED	3 lb bag	64	2.54	130	3.11	406	3.13
Potatoes	ROUND RED	5 lb bag	790	3.93	763	4.26	2,876	3.99
Potatoes	ROUND RED	per lb	546	1.16	495	1.07	306	1.17
Potatoes	ROUND WHITE	5 lb bag	404	3.90	14	3.99	36	3.19
Potatoes	ROUND WHITE	per lb	171	0.99	175	0.93	143	1.18
Potatoes	RUSSET	10 lb bag	978	3.95	1,025	2.98	488	5.17
Potatoes	RUSSET	20 lb bag	9	4.88				
Potatoes	RUSSET	3 lb bag	8	2.00	169	2.99	33	2.58
Potatoes	RUSSET	5 lb bag	2,696	3.18	3,872	2.87	758	2.97
Potatoes	RUSSET	8 lb bag	363	3.64	209	3.39	91	3.84
Potatoes	RUSSET	per lb	935	1.00	704	0.96	528	1.41
Potatoes	YELLOW TYPE	3 lb bag	80	2.53	97	2.63	66	2.90
Potatoes	YELLOW TYPE	5 lb bag	523	3.90	410	3.87	379	5.07
Potatoes	YELLOW TYPE	per lb	323	1.30	239	1.34	216	1.41

Wtd Avg - Simple weighted average



Vegetables								
Commodity	Variety	Unit	THIS WEEK		LAST WEEK		LAST YEAR	
			Number of Ads	Wtd Avg Price	Number of Ads	Wtd Avg Price	Number of Ads	Wtd Avg Price
Artichokes		each	81	1.74	128	3.00	364	2.62
Asparagus	GREEN	per lb	5,303	2.89	5,438	3.24	6,064	2.74
Beans	ROUND GREEN TYPE	12 oz bag	205	3.07	725	2.57		
Beans	ROUND GREEN TYPE	per lb	894	1.66	433	1.64	1,610	1.89
Beets		per bunch	130	1.50			14	2.35
Beets		per lb	18	0.99	48	0.99	6	1.88
Bok Choy		per lb	15	1.49	13	0.99	7	0.99
Broccoli		per bunch	1,760	2.88	1,206	2.99	1,802	2.71
Broccoli		per lb	564	1.69	74	1.00	128	0.90
Broccoli	CROWN CUT	per lb	835	1.97	2,007	1.65	1,512	1.68
Brussels Sprouts		1 lb bag	47	2.58	75	2.49		
Brussels Sprouts		12 oz bag	61	2.57	14	2.79		
Brussels Sprouts		2 lb bag	322	5.49				
Brussels Sprouts		per lb	100	2.26	987	2.45	22	2.99
Cabbage	RED TYPE	per lb	34	0.99	34	0.99		
Cabbage	ROUND GREEN TYPE	per lb	1,793	0.70	1,430	0.60	2,788	0.65
Cactus Leaf (Nopales)		per lb	74	0.81			61	1.25
Carrots		1 lb bag	91	1.40	32	1.79	117	1.05
Carrots		2 lb bag	281	1.81	9	1.99	223	2.05
Carrots		5 lb film bag	50	2.84	50	2.84		
Carrots		per lb	203	0.61	179	0.53	224	0.60
Carrots	BABY PEELED	1 lb bag	1,392	1.18	2,156	1.56	2,366	1.35
Carrots	BABY PEELED	2 lb bag	1,602	2.13	282	2.57	273	2.51
Cauliflower		each	1,742	2.94	373	3.24	725	2.91
Cauliflower		per lb	503	1.39	183	0.92	768	1.55
Celery		each	188	1.28	400	1.41	260	1.90
Celery	HEARTS	per package	26	3.64	22	2.99		
Chayote		each	9	0.67			168	0.94
Chayote		per lb	9	1.39	39	1.31		
Chinese Cabbage		per lb	7	1.29	72	0.49	66	1.39
Cilantro		per bunch	1,328	0.86	870	0.79	570	0.80
Collards		1 lb bag	7	2.99	37	2.99		
Collards		per bunch	106	0.98			272	1.49
Collards		per lb	272	1.49	29	1.20	9	0.99
Corn-Sweet		each	5,335	0.49	11,341	0.40	4,070	0.50
Corn-Sweet		trays 4-5 ears film wrapped	1,564	3.90	5,072	3.17		

Wtd Avg - Simple weighted average





Commodity	Variety	Unit	THIS WEEK		LAST WEEK		LAST YEAR	
			Number of Ads	Wtd Avg Price	Number of Ads	Wtd Avg Price	Number of Ads	Wtd Avg Price
Cucumbers		each	4,502	0.74	1,202	0.62	4,724	0.68
Cucumbers	LONG SEEDLESS - Greenhouse	each	4,607	1.44	4,772	1.58	3,512	1.08
Eggplant		each	146	2.00			331	1.63
Eggplant		per lb	449	1.20	903	1.46	866	1.42
Garlic		per sleeve	204	1.65	283	1.56	769	1.58
Jalapeno Peppers		per lb	461	1.19	959	1.05	1,320	1.05
Kale		per bunch	7	0.50	35	2.50	354	1.58
Kale		per lb	292	1.48	9	0.99	9	0.99
Leeks		per bunch	40	1.49				
Lettuce	Green Leaf	each	398	1.62	465	1.79	376	1.58
Lettuce	Green Leaf	per lb	337	1.99			394	1.92
Lettuce	Iceberg	each	1,580	1.86	1,940	1.49	1,186	1.49
Lettuce	Red Leaf	each	457	1.67	280	1.66	376	1.58
Lettuce	Red Leaf	per lb	272	1.99			394	1.92
Lettuce	Romaine	each	476	1.59	306	1.63	276	1.58
Lettuce	Romaine	per lb	345	1.99			658	1.90
Lettuce	Romaine (Hearts)	3 count	15	2.31	678	3.20	2,682	3.04
Mixed Mini Sweet Peppers		1 lb package	414	4.29	162	3.57	670	3.34
Mushrooms	CREMINI	8 oz package	523	1.92	494	2.46		
Mushrooms	PORTOBELLA	6 oz package	359	3.19	203	3.33	50	3.49
Mushrooms	PORTOBELLA	per lb	8	4.99	114	5.16		
Mushrooms	WHITE	8 oz package	2,288	2.10	1,177	2.03	1,801	1.79
Mustard		per bunch	47	0.97				
Onions, Green		per bunch	1,851	0.83	1,210	0.82	603	0.53
Peppers (Bell Type)	GREEN	each	2,031	0.95	1,859	0.70	1,139	0.93
Peppers (Bell Type)	GREEN	per lb	879	1.49	711	1.49	206	1.61
Peppers (Bell Type)	ORANGE - Greenhouse	each	103	1.55	461	1.49	143	1.23
Peppers (Bell Type)	ORANGE	each	1,249	1.25	4,645	1.28	3,243	1.23
Peppers (Bell Type)	ORANGE - Greenhouse	per lb	363	2.80	65	2.99	27	2.63
Peppers (Bell Type)	ORANGE	per lb	468	2.66	380	2.88	512	2.63
Peppers (Bell Type)	RED - Greenhouse	each	117	1.49	461	1.49	216	1.21
Peppers (Bell Type)	RED	each	2,060	1.14	5,341	1.25	3,469	1.21
Peppers (Bell Type)	RED - Greenhouse	per lb	363	2.80	65	2.99	27	2.44
Peppers (Bell Type)	RED	per lb	596	2.48	548	2.61	709	2.44
Peppers (Bell Type)	YELLOW - Greenhouse	each	425	2.41	461	1.49	216	1.23
Peppers (Bell Type)	YELLOW	each	1,355	1.20	4,592	1.26	3,339	1.23
Peppers (Bell Type)	YELLOW - Greenhouse	per lb	41	3.64	65	2.99	27	2.59

Wtd Avg - Simple weighted average



Commodity	Variety	Unit	THIS WEEK		LAST WEEK		LAST YEAR	
			Number of Ads	Wtd Avg Price	Number of Ads	Wtd Avg Price	Number of Ads	Wtd Avg Price
Peppers (Bell Type)	YELLOW	per lb	455	2.69	458	2.81	546	2.59
Radishes		per bunch	1,096	1.02	477	1.10	187	1.09
Salad (Mixed Types)		1 lb package	30	1.50				
Salad (Mixed Types)		10-12 oz package	2,865	2.57	1,597	2.63	3,204	3.02
Salad (Mixed Types)		5-9 oz package	2,636	2.80	1,666	2.89	3,144	3.05
Serrano Peppers		per lb	8	1.28			28	0.99
Spinach		per bunch	141	1.60	23	1.65	189	1.46
Spinach	FLAT TYPE	5-7 oz package	265	2.34	279	3.02		
Spinach	FLAT TYPE	8-10 oz package	163	2.48	92	4.79		
Squash	GREY	per lb	447	0.90	339	0.88	303	0.75
Squash	Kabocha	per lb	70	0.63	26	0.78		
Squash	Yellow Crookneck/Straightneck	per lb	2,301	1.48	2,559	1.45	2,087	1.50
Squash	Zucchini	per lb	2,954	1.45	5,063	1.39	2,992	1.38
Sweet Potatoes		per lb	757	1.09	564	1.04	873	0.78
Tomatillos		per lb	324	0.96	489	0.96	456	0.68
Tomatoes		per lb	2,341	1.94	1,263	1.59	1,221	1.50
Tomatoes	Cherry Type	1 pint package	52	2.26	12	3.38		
Tomatoes	Cherry Type	10 oz package	486	2.63	123	2.76		
Tomatoes	GRAPE TYPE	1 pint package	2,018	2.49	1,054	2.59	1,210	2.66
Tomatoes	GRAPE TYPE	10 oz package	1,681	2.50	1,068	2.80	2,958	2.64
Tomatoes	Plum Type (Roma)	per lb	3,587	1.34	1,668	1.07	2,338	0.97
Tomatoes	VINE RIPES - Greenhouse	per lb	367	1.78	1,099	1.87	449	1.56
Tomatoes	VINE RIPES	per lb	1,821	1.51	1,967	1.99	1,750	1.56
Tomatoes	Vine Ripes - Heirloom Varieties - Greenhouse	per lb	265	2.84	699	3.68	196	2.81
Tomatoes	VINE RIPES - ON THE VINE - Greenhouse	per lb	5,411	1.62	4,434	1.57	5,916	1.65
Turnip Tops		1 lb bag	7	2.99	37	2.99		
Turnip Tops		per bunch	106	0.98				

**Other Specialty Crop Items**

Commodity	Variety	Unit	THIS WEEK		LAST WEEK		LAST YEAR	
			Number of Ads	Wtd Avg Price	Number of Ads	Wtd Avg Price	Number of Ads	Wtd Avg Price
Hemp Protein		12 oz	9	14.99				
Hemp Protein		16 oz	240	18.82	377	17.29	52	19.99
Hemp Seeds Shelled		16 oz	410	13.65	320	14.39	236	18.13
Hemp Seeds Shelled		7 oz	142	9.71	164	9.78		
Hemp Seeds Shelled		8 oz	1,011	8.12	899	8.80		

Wtd Avg - Simple weighted average



Seasonal Items								
Commodity	Variety	Unit	THIS WEEK		LAST WEEK		LAST YEAR	
			Number of Ads	Wtd Avg Price	Number of Ads	Wtd Avg Price	Number of Ads	Wtd Avg Price
Ornamentals	Rose, Hybrid Tea	bunched 12s	2,548	12.15	748	13.26	1,662	11.95

Wtd Avg - Simple weighted average



**REGIONAL CONVENTIONAL DETAILS**

Commodity	Variety	Unit	NORTHEAST U.S.				SOUTHEAST U.S.				MIDWEST U.S.			
			Price Range	Number of Ads	Wtd Avg Price	% Marked Local	Price Range	Number of Ads	Wtd Avg Price	% Marked Local	Price Range	Number of Ads	Wtd Avg Price	% Marked Local
<b>FRUIT</b>														
Apples	Fuji	3 lb bag	3.00	272	3.00									
Apples	Fuji	5 lb bag								3.99	13	3.99		
Apples	Fuji	per lb	1.29 - 1.99	587	1.44		0.98 - 1.99	439	1.52	1.36 - 1.99	134	1.73		
Apples	Gala/Royal Gala	2 lb bag					2.99 - 3.99	374	3.97					
Apples	Gala/Royal Gala	3 lb bag					2.99 - 3.98	83	3.54	2.99	22	2.99		
Apples	Gala/Royal Gala	5 lb bag								3.99	8	3.99		
Apples	Gala/Royal Gala	per lb	0.99 - 1.77	161	1.72		1.49	11	1.49	1.49	16	1.49		
Apples	Golden Delicious	3 lb bag					2.99 - 3.99	44	3.15	2.99	22	2.99		
Apples	Golden Delicious	5 lb bag								3.99	8	3.99		
Apples	Golden Delicious	per lb	1.49	20	1.49									
Apples	Granny Smith	per lb	0.99 - 1.99	228	1.72		1.29 - 1.99	326	1.82	0.89 - 1.66	47	1.33		
Apples	Honeycrisp	2 lb bag					3.99	366	3.99					
Apples	Honeycrisp	3 lb bag	5.99	322	5.99									
Apples	Honeycrisp	per lb	0.99 - 2.49	363	1.53		0.69 - 3.66	745	2.08	0.89 - 2.49	1424	1.62		
Apples	Jazz	per lb								0.99	188	0.99		
Apples	Pinata	3 lb bag	2.89	86	2.89									
Apples	Pink Lady/Cripps Pink	3 lb bag	2.89	86	2.89		2.89	90	2.89					
Apples	Pink Lady/Cripps Pink	per lb	1.69	34	1.69		1.49	11	1.49	1.36 - 1.49	63	1.47		
Apples	Red Delicious	3 lb bag	2.99 - 3.00	296	3.00	6	2.99 - 3.99	456	3.91	2.99	22	2.99		
Apples	Red Delicious	5 lb bag								3.99	8	3.99		
Apples	Red Delicious	per lb	1.49	20	1.49		1.29 - 1.49	201	1.43	0.99	36	0.99		
Apples, Processed	Juice	128 oz (1 gallon)	5.99 - 6.99	23	6.34		5.99	3	5.99					
Apples, Processed	Juice	64 oz (1/2 gallon)	1.49 - 3.50	1006	2.12		1.29 - 2.50	1518	2.41	1.47 - 3.00	535	2.10		
Apples, Processed	Juice Marked Cider	64 oz (1/2 gallon)	2.50 - 3.99	189	3.94	96								
Apricots		per lb	3.99 - 4.99	225	4.03					1.99 - 4.99	92	3.81		
Avocados	Hass	each	0.79 - 2.00	492	1.31		0.67 - 1.29	1554	0.84	0.44 - 2.50	358	1.20		
Avocados	Hass-Marked Large	each								1.67	10	1.67		
Avocados	Hass-Marked Medium	each								0.79	14	0.79		
Avocados	Various Greenskin Varieties	each	2.50	190	2.50									
Bananas		per lb	0.49 - 1.49	434	1.26		0.25 - 0.49	65	0.38	0.48 - 0.49	191	0.48		
Blackberries		1 pint (11-12 oz cntr w/ lid)	5.88	162	5.88					3.99	60	3.99		
Blackberries		18 oz package					5.99	366	5.99					

Wtd Avg - Simple weighted average



National Retail Report - Specialty Crops  
Friday, May 31, 2024 - Page 13

Commodity	Variety	Unit	NORTHEAST U.S.				SOUTHEAST U.S.				MIDWEST U.S.			
			Price Range	Number of Ads	Wtd Avg Price	% Marked Local	Price Range	Number of Ads	Wtd Avg Price	% Marked Local	Price Range	Number of Ads	Wtd Avg Price	% Marked Local
Blackberries		5.6-6 oz package	1.69 - 3.99	1421	2.69		1.67 - 3.99	1349	3.00		1.49 - 3.99	2065	2.01	
Blueberries		1 pint (11-12 oz cntr w/ lid)	1.67 - 5.99	2363	3.02		2.00 - 3.99	2589	2.75	37	1.67 - 3.99	638	2.48	
Blueberries		18 oz package	4.99 - 7.99	228	5.45		3.48 - 7.99	767	6.29	60	3.49 - 7.99	817	4.06	
Blueberries		6 oz package	1.98 - 2.99	15	2.59		1.95 - 3.34	608	2.95		1.95 - 2.50	52	2.27	
Cantaloupes		each	2.99 - 3.99	500	3.29		2.50 - 3.99	1142	3.52		1.99 - 3.99	392	3.26	
Cantaloupes		per lb									0.79	8	0.79	
Cherries	Rainier	per lb	6.99	20	6.99		6.99	154	6.99		5.99 - 6.99	135	6.70	
Cherries	Red Varieties	per lb	2.49 - 6.99	2143	4.61		1.99 - 5.54	3944	4.20		1.99 - 6.99	2022	4.51	
Clementines		2 lb bag									4.99	20	4.99	
Clementines		3 lb bag	4.99	17	4.99		4.88 - 4.99	49	4.89		3.99	9	3.99	
Grapes	Black Seedless	per lb	2.49 - 3.49	690	2.97		2.99 - 3.49	17	3.08		2.99 - 3.49	329	3.29	
Grapes	Red Globe Seeded Type	per lb	1.99	136	1.99		1.69 - 1.99	118	1.96		1.58 - 2.99	56	2.07	
Grapes	Red Seedless	per lb	1.99 - 3.99	1289	2.75		1.27 - 3.59	2196	2.56		1.27 - 3.99	279	2.69	
Grapes	White Seedless Type	per lb	1.49 - 3.99	774	2.95		1.27 - 3.59	1251	3.00		1.27 - 3.99	514	2.98	
Honeydews		each	3.99 - 5.99	235	4.17		2.97 - 4.99	253	4.85		2.99 - 4.99	143	3.56	
Honeydews		per lb									0.79	8	0.79	
Kiwifruit	Hayward	1 lb bag									1.99	8	1.99	
Kiwifruit	Hayward	1-lb containers with lids	3.49	162	3.49									
Kiwifruit	Hayward	2-lb containers with lids					3.99	74	3.99					
Kiwifruit	Hayward	each	0.67 - 0.99	85	0.83		0.50	74	0.50					
Kiwifruit	Yellow Flesh	1-lb containers with lids	4.99 - 5.99	297	5.63		2.99	74	2.99					
Kiwifruit	Yellow Flesh	each	1.25	6	1.25									
Lemons		2 lb bag	2.49 - 4.99	288	3.30		3.99	65	3.99					
Lemons		each	0.40 - 0.79	241	0.68		0.50 - 0.59	269	0.51		0.59 - 0.69	103	0.68	
Lemons		per lb									0.99	36	0.99	
Limes		each	0.25 - 0.67	208	0.41		0.10 - 0.50	325	0.40		0.25 - 0.69	112	0.63	
Limes		per lb	0.40	11	0.40						0.99	30	0.99	
Mangoes	Round Varieties	each	0.69 - 2.50	1459	1.13		0.69 - 1.67	2670	1.17		0.50 - 1.67	2090	1.11	
Mangoes	Round Varieties Marked Extra Large	each	1.00 - 1.25	144	1.19		1.67	11	1.67					
Mangoes	Round Varieties Marked Large	each	0.99 - 1.00	189	1.00		0.98 - 1.25	442	1.20		0.89 - 1.67	49	1.38	
Mangoes	Round Varieties Marked Small	each	0.69	442	0.69						1.25	11	1.25	
Mangoes	Yellow Varieties	each	0.39 - 1.67	327	0.87		0.39 - 1.39	187	0.89		0.79 - 1.39	681	1.03	
Mangoes	Yellow Varieties Marked Extra Large	each					1.00	14	1.00					
Mangoes	Yellow Varieties Marked Large	each									1.29	245	1.29	
Nectarines	Various White Flesh Varieties	per lb	3.79 - 3.99	42	3.88		2.99 - 3.79	1475	3.11		3.49	8	3.49	

Wtd Avg - Simple weighted average



Commodity	Variety	Unit	NORTHEAST U.S.				SOUTHEAST U.S.				MIDWEST U.S.			
			Price Range	Number of Ads	Wtd Avg Price	% Marked Local	Price Range	Number of Ads	Wtd Avg Price	% Marked Local	Price Range	Number of Ads	Wtd Avg Price	% Marked Local
Nectarines	Various Yellow Flesh Varieties	per lb	1.49 - 3.99	271	2.91		2.99 - 3.99	1549	3.15		1.99 - 3.99	1287	3.10	
Oranges	Navel	3 lb bag					4.99	366	4.99		2.99	14	2.99	
Oranges	Navel	4 lb bag	3.89 - 5.99	459	3.95		3.59 - 4.99	1751	4.55		3.89 - 3.99	744	3.89	
Oranges	Navel	each	0.79 - 1.25	1081	1.10		0.67 - 1.25	545	1.14		1.25	96	1.25	
Oranges	Navel	per lb					0.79	13	0.79		0.99 - 1.06	137	0.99	
Papaya	Maradol/Tainung Types	per lb	1.00 - 1.29	385	1.05						0.79 - 0.98	24	0.85	
Papaya	Solo Type	per lb									0.99	6	0.99	
Peaches	Various White Flesh Varieties	per lb	3.79 - 3.99	42	3.88		2.99 - 3.79	1475	3.11		2.99 - 3.49	24	3.16	
Peaches	Various Yellow Flesh Varieties	per lb	0.79 - 3.99	1202	1.93		1.29 - 3.99	3342	2.28		0.49 - 4.49	2039	2.61	
Pears	Bartlett	per lb	1.29 - 1.99	30	1.67		1.68	15	1.68		0.89 - 1.99	191	1.82	
Pears	Bosc	per lb	1.99	48	1.99		1.39	8	1.39					
Pears	D'Anjou	per lb	1.99	75	1.99									
Pineapples		each	1.99 - 3.99	753	2.73		2.99 - 3.99	457	3.40		1.99 - 3.99	123	3.05	
Pineapples		per lb									0.49	16	0.49	
Plums		per lb	3.99	8	3.99		2.39	8	2.39					
Pomegranates		each									1.50	7	1.50	
Pomegranates		per lb					2.99	13	2.99					
Raspberries		1 pint (11-12 oz cntr w/ lid)	5.88	162	5.88									
Raspberries		6 oz package	2.99 - 3.99	629	3.48		1.67 - 3.99	1214	3.35		1.49 - 3.99	1201	2.54	
Strawberries		1 lb package	2.00 - 3.99	1567	2.95		2.00 - 3.99	2346	3.21		0.60 - 4.99	1616	2.48	
Strawberries		2 lb package	4.99 - 6.99	660	6.47		3.99 - 5.99	535	5.69		2.77 - 5.98	554	4.16	
Tangerines/Mandarins		2 lb bag									3.99 - 4.99	102	4.93	
Tangerines/Mandarins		3 lb bag	4.99	387	4.99		4.99	1561	4.99		2.99 - 6.49	585	3.34	
Tangerines/Mandarins		per lb									1.98	8	1.98	
Watermelons	Red Flesh Seeded Type	each	6.99 - 8.99	200	7.16		8.99	3	8.99					
Watermelons	Red Flesh Seedless Miniature	each	2.99 - 4.99	319	3.94		2.99	228	2.99		4.99	28	4.99	
Watermelons	Red Flesh Seedless Miniature	per lb									0.79	8	0.79	
Watermelons	Red Flesh Seedless Type	each	4.99 - 6.99	976	5.81		2.50 - 6.99	798	6.26		2.95 - 7.99	780	5.64	
Watermelons	Red Flesh Seedless Type	per lb	0.39 - 0.99	183	0.75						0.49 - 0.89	27	0.65	
<b>POTATOES &amp; ONIONS</b>														
Onions, Dry	RED	3 lb bag					3.98	10	3.98					
Onions, Dry	RED	per lb					1.59	1195	1.59		1.19 - 1.49	22	1.30	
Onions, Dry	WHITE	2 lb bag					1.99	37	1.99		1.99	22	1.99	
Onions, Dry	WHITE	3 lb bag									1.79	8	1.79	

Wtd Avg - Simple weighted average



Commodity	Variety	Unit	NORTHEAST U.S.				SOUTHEAST U.S.				MIDWEST U.S.			
			Price Range	Number of Ads	Wtd Avg Price	% Marked Local	Price Range	Number of Ads	Wtd Avg Price	% Marked Local	Price Range	Number of Ads	Wtd Avg Price	% Marked Local
Onions, Dry	WHITE	per lb	0.99	331	0.99					0.79 - 1.19	160	0.99		
Onions, Dry	YELLOW	2 lb bag	1.99	15	1.99		1.99	3	1.99	1.79 - 2.99	162	2.04		
Onions, Dry	YELLOW	3 lb bag	2.49 - 2.50	49	2.50		2.68 - 2.99	513	2.97	1.50 - 3.99	108	2.23		
Onions, Dry	YELLOW	per lb					0.69 - 1.00	64	0.78	0.69 - 1.19	21	1.02		
Onions, Dry	YELLOW MARKED SWEET	2 lb bag	2.50	131	2.50		1.95	73	1.95	1.95 - 3.99	178	2.87		
Onions, Dry	YELLOW MARKED SWEET	3 lb bag	2.99 - 3.99	494	3.23		2.98 - 3.99	672	3.63	2.88 - 3.99	108	3.22		
Onions, Dry	YELLOW MARKED SWEET	5 lb bag	3.99 - 4.99	176	4.58		3.98 - 6.99	548	6.52					
Onions, Dry	YELLOW MARKED SWEET	per lb	0.99 - 1.69	812	1.19		0.89 - 1.49	1453	1.25	2	0.99 - 1.49	244	1.36	
Potatoes	ROUND RED	3 lb bag					2.50	30	2.50	1.99 - 2.99	34	2.58		
Potatoes	ROUND RED	5 lb bag	3.99	350	3.99		3.99	369	3.99	2.50 - 3.00	33	2.74		
Potatoes	ROUND RED	per lb	0.99 - 1.49	229	1.28		0.99	13	0.99					
Potatoes	ROUND WHITE	5 lb bag	3.00	38	3.00		3.99	366	3.99					
Potatoes	RUSSET	10 lb bag	3.99 - 4.99	223	4.03		3.99 - 4.95	151	4.45	1.99 - 4.95	85	3.43		
Potatoes	RUSSET	3 lb bag								2.00	8	2.00		
Potatoes	RUSSET	5 lb bag	2.49 - 3.00	459	2.73		1.50 - 3.99	1471	3.78	0.99 - 3.49	291	2.70	3	
Potatoes	RUSSET	8 lb bag	2.99 - 3.99	183	3.95					1.99 - 2.99	57	2.38		
Potatoes	RUSSET	per lb	0.99 - 1.29	334	1.05		0.88 - 0.99	250	0.98	0.98	9	0.98		
Potatoes	YELLOW TYPE	3 lb bag					2.50	30	2.50	1.99 - 2.99	50	2.55		
Potatoes	YELLOW TYPE	5 lb bag	3.99	82	3.99		3.99	369	3.99	2.49 - 3.00	34	2.85		
Potatoes	YELLOW TYPE	per lb	1.29 - 1.49	210	1.31					0.29	8	0.29		

**VEGETABLES**

Artichokes		each	1.67 - 2.00	81	1.74								
Asparagus	GREEN	per lb	1.98 - 3.99	216	3.02		1.99 - 3.99	2570	3.27	1.49 - 3.99	1452	2.45	21
Beans	ROUND GREEN TYPE	12 oz bag	2.00 - 3.50	55	3.20					2.99 - 3.50	55	3.25	
Beans	ROUND GREEN TYPE	per lb	1.49	133	1.49		0.99 - 1.79	437	1.75	0.79 - 1.99	169	1.69	
Beets		per bunch	3.00	15	3.00		3.00	3	3.00				
Bok Choy		per lb								1.49	15	1.49	
Broccoli		per bunch	2.00 - 2.49	184	2.47		2.99	1195	2.99	2.00 - 3.49	155	2.52	
Broccoli		per lb	1.69	483	1.69					1.69 - 2.99	39	2.42	
Broccoli	CROWN CUT	per lb	1.79 - 2.49	205	2.02		1.49 - 2.49	59	1.65	0.98 - 2.49	257	1.96	
Brussels Sprouts		1 lb bag					1.49 - 2.99	47	2.58				
Brussels Sprouts		2 lb bag	5.49	322	5.49								
Brussels Sprouts		per lb	1.99	8	1.99		2.98	15	2.98	1.99 - 2.49	33	2.37	
Cabbage	ROUND GREEN TYPE	per lb	0.49 - 1.49	482	0.72		0.39 - 0.99	602	0.78	0.29 - 0.69	68	0.54	17

Wtd Avg - Simple weighted average



National Retail Report - Specialty Crops  
Friday, May 31, 2024 - Page 16

Commodity	Variety	Unit	NORTHEAST U.S.				SOUTHEAST U.S.				MIDWEST U.S.			
			Price Range	Number of Ads	Wtd Avg Price	% Marked Local	Price Range	Number of Ads	Wtd Avg Price	% Marked Local	Price Range	Number of Ads	Wtd Avg Price	% Marked Local
Carrots		1 lb bag	1.19	59	1.19									
Carrots		2 lb bag	1.79	272	1.79									
Carrots		per lb	0.99	8	0.99	0.50	31	0.50						
Carrots	BABY PEELED	1 lb bag	0.99 - 1.50	720	1.22	1.00 - 1.67	122	1.55		0.99 - 1.49	76	1.03		
Carrots	BABY PEELED	2 lb bag	1.89 - 2.50	260	2.32	1.89 - 2.50	954	1.90		2.00 - 2.75	116	2.65		
Cauliflower		each	2.00 - 3.50	136	2.78	2.99 - 3.99	1213	3.00		0.99 - 3.49	219	2.81		
Cauliflower		per lb								0.79 - 1.69	177	1.43		
Celery		each				1.00 - 1.79	99	1.16		1.29 - 1.79	89	1.40		
Celery	HEARTS	per package	2.49 - 3.99	26	3.64									
Chayote		each	0.67	9	0.67									
Cilantro		per bunch	0.99	116	0.99	13				0.99	13	0.99		
Collards		1 lb bag								2.99	7	2.99		
Collards		per bunch				0.99	37	0.99		0.99	22	0.99		
Collards		per lb	1.49	272	1.49									
Corn-Sweet		each	0.34 - 0.69	1332	0.53	0.25 - 0.99	1746	0.44		0.25 - 0.75	815	0.51		
Corn-Sweet		trays 4-5 ears film wrapped	2.50 - 5.99	383	4.89	2.50 - 5.00	620	2.87		2.99 - 5.99	294	5.02		
Cucumbers		each	0.50 - 1.00	393	0.70	0.58 - 0.89	1083	0.75		0.50 - 1.50	1028	0.73		
Cucumbers	LONG SEEDLESS - Greenhouse	each	0.95 - 2.00	1311	1.17	0.95 - 2.50	1725	2.02		0.50 - 1.50	1050	0.98		
Eggplant		per lb	0.99 - 1.99	332	1.13	0.88 - 1.79	74	1.25		1.49 - 1.79	43	1.59		
Garlic		per sleeve	2.00	20	2.00					1.50	16	1.50		
Jalapeno Peppers		per lb	1.99	9	1.99	0.99	13	0.99		0.79 - 1.49	53	1.01		
Kale		per lb	1.29 - 1.49	292	1.48									
Lettuce	Green Leaf	each	1.49 - 1.50	196	1.49	2.00	11	2.00		1.88	10	1.88		
Lettuce	Green Leaf	per lb	1.99	337	1.99									
Lettuce	Iceberg	each	1.99 - 2.00	54	2.00	1.89	1195	1.89		1.19 - 1.77	238	1.72		
Lettuce	Red Leaf	each	1.49 - 1.99	261	1.61	2.00	11	2.00		1.88	10	1.88		
Lettuce	Red Leaf	per lb	1.99	272	1.99									
Lettuce	Romaine	each	1.49 - 2.00	405	1.51	2.00	11	2.00						
Lettuce	Romaine	per lb	1.99	345	1.99									
Lettuce	Romaine (Hearts)	3 count	1.29	6	1.29									
Mixed Mini Sweet Peppers		1 lb package	2.99	7	2.99	4.49	366	4.49		2.50 - 3.99	33	3.06		
Mushrooms	CREMINI	8 oz package	1.79 - 2.50	83	2.29	0.98 - 2.50	216	1.15		2.50 - 2.99	215	2.54		
Mushrooms	PORTOBELLA	6 oz package	2.99 - 3.99	71	3.54	3.00	228	3.00		2.99 - 3.99	39	3.63		
Mushrooms	WHITE	8 oz package	1.67 - 2.99	1347	2.11	1.99 - 2.00	592	2.00		0.99 - 2.50	95	1.84		
Onions, Green		per bunch	0.50 - 0.99	393	0.86	0.33 - 0.67	110	0.54		0.25 - 0.99	226	0.68		
Peppers (Bell Type)	GREEN	each	1.00 - 1.79	240	1.03	0.58 - 1.00	271	0.87		0.67 - 1.29	342	0.85		
Peppers (Bell Type)	GREEN	per lb	0.99 - 2.49	803	1.49	1.49	40	1.49		1.19 - 1.99	27	1.58		

Wtd Avg - Simple weighted average





National Retail Report - Specialty Crops  
Friday, May 31, 2024 - Page 17

Commodity	Variety	Unit	NORTHEAST U.S.				SOUTHEAST U.S.				MIDWEST U.S.			
			Price Range	Number of Ads	Wtd Avg Price	% Marked Local	Price Range	Number of Ads	Wtd Avg Price	% Marked Local	Price Range	Number of Ads	Wtd Avg Price	% Marked Local
Peppers (Bell Type)	ORANGE - Greenhouse	each					1.50 - 1.67	89	1.64		1.00	14	1.00	
Peppers (Bell Type)	ORANGE	each	2.99	24	2.99		0.98 - 1.99	63	1.29		0.98 - 1.67	444	1.26	
Peppers (Bell Type)	ORANGE - Greenhouse	per lb	2.69 - 3.99	363	2.80									
Peppers (Bell Type)	ORANGE	per lb	1.99 - 2.99	436	2.71						0.99 - 2.99	23	2.38	
Peppers (Bell Type)	RED - Greenhouse	each					1.50 - 1.67	89	1.64		1.00	28	1.00	
Peppers (Bell Type)	RED	each	1.00 - 2.99	194	1.09		0.98 - 1.99	94	1.19		0.79 - 1.67	490	1.23	
Peppers (Bell Type)	RED - Greenhouse	per lb	2.69 - 3.99	363	2.80									
Peppers (Bell Type)	RED	per lb	0.99 - 2.99	505	2.58	5	1.99	34	1.99		0.99 - 2.99	36	2.24	
Peppers (Bell Type)	YELLOW - Greenhouse	each	2.69	322	2.69		1.50 - 1.67	89	1.64		1.00	14	1.00	
Peppers (Bell Type)	YELLOW	each					0.98 - 1.99	90	1.20		0.98 - 1.67	452	1.26	
Peppers (Bell Type)	YELLOW - Greenhouse	per lb	2.69 - 3.99	41	3.64									
Peppers (Bell Type)	YELLOW	per lb	1.99 - 2.99	416	2.78						0.99 - 2.99	23	2.38	
Radishes		per bunch	0.99 - 1.50	155	1.37	10					0.99	35	0.99	
Salad (Mixed Types)		1 lb package					1.50	30	1.50					
Salad (Mixed Types)		10-12 oz package	1.99 - 3.50	1373	2.58		0.99 - 3.99	235	2.83		1.29 - 3.50	682	2.68	
Salad (Mixed Types)		5-9 oz package	2.49 - 3.50	1390	2.68		2.99 - 3.99	188	3.17		1.99 - 3.99	686	2.87	
Serrano Peppers		per lb									1.28	8	1.28	
Spinach		per bunch	1.69	20	1.69									
Spinach	FLAT TYPE	5-7 oz package	2.99 - 3.50	111	3.01		1.50	73	1.50		1.50 - 3.00	56	2.30	
Spinach	FLAT TYPE	8-10 oz package					3.00	11	3.00		2.00	8	2.00	
Squash	GREY	per lb									0.79 - 0.99	22	0.92	
Squash	Kabocha	per lb									0.79	6	0.79	
Squash	Yellow Crookneck/Straightneck	per lb	0.99 - 1.79	875	1.48	31	0.99 - 1.79	1017	1.51	45	1.19 - 1.69	136	1.42	
Squash	Zucchini	per lb	0.99 - 1.79	1421	1.46	19	0.99 - 1.79	1023	1.51	45	0.69 - 1.69	126	1.27	
Sweet Potatoes		per lb	0.79 - 1.99	563	1.10		0.79 - 0.88	15	0.86		0.69 - 1.18	16	0.97	
Tomatillos		per lb									0.79 - 0.88	32	0.81	
Tomatoes		per lb	0.99 - 1.99	148	1.28		1.99 - 2.99	1534	2.08		0.89 - 3.99	420	1.89	4
Tomatoes	Cherry Type	1 pint package									2.50	16	2.50	
Tomatoes	Cherry Type	10 oz package	2.50	322	2.50									
Tomatoes	GRAPE TYPE	1 pint package	1.50 - 3.00	585	2.48		1.48 - 3.00	797	2.53		1.48 - 2.99	422	2.49	
Tomatoes	GRAPE TYPE	10 oz package	1.99 - 3.50	111	2.48		2.00 - 3.49	807	2.46		1.50 - 2.99	116	2.29	
Tomatoes	Plum Type (Roma)	per lb	0.89 - 1.99	169	1.22		0.89 - 1.99	1033	0.96		0.79 - 1.99	1418	1.37	39
Tomatoes	VINE RIPES - Greenhouse	per lb	0.99 - 2.29	124	1.80		1.49	27	1.49		0.99 - 2.99	89	1.98	31

Wtd Avg - Simple weighted average



Commodity	Variety	Unit	NORTHEAST U.S.				SOUTHEAST U.S.				MIDWEST U.S.			
			Price Range	Number of Ads	Wtd Avg Price	% Marked Local	Price Range	Number of Ads	Wtd Avg Price	% Marked Local	Price Range	Number of Ads	Wtd Avg Price	% Marked Local
Tomatoes	VINE RIPES	per lb	1.49 - 2.49	261	1.92		0.89 - 1.49	1428	1.41		1.69 - 1.98	26	1.76	
Tomatoes	Vine Ripes - Heirloom Varieties - Greenhouse	per lb	1.19 - 2.99	254	2.84		2.79	11	2.79	100				
Tomatoes	VINE RIPES - ON THE VINE - Greenhouse	per lb	0.98 - 1.99	1515	1.46		1.29 - 1.68	1737	1.44	26	0.69 - 2.99	457	1.65	
Turnip Tops		1 lb bag									2.99	7	2.99	
Turnip Tops		per bunch					0.99	37	0.99		0.99	22	0.99	
<b>OTHER SPECIALTY CROP ITEMS</b>														
Hemp Protein		12 oz	14.99	9	14.99									
Hemp Protein		16 oz					14.99	52	14.99					
Hemp Seeds Shelled		16 oz	13.59	122	13.59		13.59	86	13.59		13.59 - 13.99	127	13.78	
Hemp Seeds Shelled		7 oz									10.19	67	10.19	
Hemp Seeds Shelled		8 oz	6.99 - 9.99	461	7.34		7.99 - 8.99	138	8.37		7.99	127	7.99	
<b>SEASONAL ITEMS</b>														
Ornamentals	Rose, Hybrid Tea	bunched 12s	10.98 - 11.99	276	11.05		10.98 - 12.00	515	11.90		9.99 - 16.99	731	12.64	

Wtd Avg - Simple weighted average



Commodity	Variety	Unit	SOUTH CENTRAL U.S.				SOUTHWEST U.S.				NORTHWEST U.S.			
			Price Range	Number of Ads	Wtd Avg Price	% Marked Local	Price Range	Number of Ads	Wtd Avg Price	% Marked Local	Price Range	Number of Ads	Wtd Avg Price	% Marked Local
<b>FRUIT</b>														
Apples	Fuji	3 lb bag					3.29	95	3.29					
Apples	Fuji	per lb	0.97 - 1.48	79	1.03		0.69 - 1.79	101	0.89		0.68 - 1.89	243	1.06	33
Apples	Gala/Royal Gala	per lb	1.48 - 1.49	18	1.49									
Apples	Golden Delicious	per lb					0.79	7	0.79					
Apples	Granny Smith	per lb	1.48	9	1.48		0.69 - 0.99	189	0.89					
Apples	Honeycrisp	2 lb bag	3.99	29	3.99									
Apples	Honeycrisp	per lb	0.97 - 1.99	485	1.21		0.99 - 2.49	168	1.69		1.29 - 1.89	31	1.72	
Apples	Pink Lady/Cripps Pink	per lb	0.77 - 1.79	478	0.96		0.88 - 0.99	175	0.91					
Apples	Red Delicious	3 lb bag	3.99	56	3.99									
Apples	Red Delicious	per lb	1.19	12	1.19		0.99	73	0.99					
Apples, Processed	Juice	64 oz (1/2 gallon)	1.68 - 2.99	327	2.32		1.99 - 3.99	950	2.68		2.88	81	2.88	
Apples, Processed	Juice Marked Cider	64 oz (1/2 gallon)	2.99	6	2.99		2.99	2	2.99					
Apricots		per lb	3.99 - 4.99	224	4.47		2.49 - 4.99	533	4.49	96	3.99 - 5.98	293	4.03	
Avocados	Hass	each	0.59 - 2.79	474	1.44		0.33 - 1.67	790	1.09		0.88 - 1.67	302	1.01	
Avocados	Hass-Marked Extra Large	each	2.00 - 2.50	27	2.33		2.50	13	2.50		1.25 - 2.50	119	2.14	
Avocados	Hass-Marked Large	each	2.00 - 2.50	125	2.43		0.99 - 1.67	124	1.37					
Avocados	Hass-Marked Medium	each	0.77	64	0.77		0.99 - 1.67	392	1.42					
Avocados	Hass-Marked Small	each	0.25 - 0.60	90	0.40		0.33	61	0.33					
Avocados	Various Greenskin Marked Large	each									2.50	15	2.50	
Avocados	Various Greenskin Varieties	each									2.50	9	2.50	
Bananas		per lb	0.50	65	0.50		0.50 - 0.59	107	0.55		0.59	79	0.59	
Blackberries		1 pint (11-12 oz cntr w/ lid)					4.99 - 5.99	314	5.62					
Blackberries		5.6-6 oz package	1.49 - 3.33	1125	2.55		2.50 - 3.99	752	3.08		0.99 - 2.99	587	2.15	
Blueberries		1 pint (11-12 oz cntr w/ lid)	1.98 - 3.99	471	3.10		2.00 - 2.99	54	2.50		2.00 - 2.50	34	2.16	
Blueberries		18 oz package	3.98 - 7.99	201	5.00		2.99 - 5.00	550	4.78		3.99 - 5.99	35	5.05	
Blueberries		6 oz package	1.95 - 3.33	208	2.44		1.95 - 3.99	732	2.61	34	2.50 - 2.99	67	2.53	
Cantaloupes		each	1.98 - 3.99	395	2.67		0.79 - 3.50	858	2.13		2.00 - 3.00	503	2.71	
Cantaloupes		per lb	0.59 - 0.79	113	0.78		0.33 - 0.79	228	0.51		0.58 - 0.69	34	0.62	
Cherries	Rainier	per lb	4.99 - 6.99	176	5.98									
Cherries	Red Varieties	per lb	1.50 - 5.99	1661	4.17	1	0.99 - 7.49	2000	4.11	37	2.49 - 6.99	503	6.01	57
Clementines		3 lb bag					3.99	7	3.99					
Grapefruit	RED	each					0.79 - 1.99	50	1.03					
Grapes	Black Seedless	per lb	1.69 - 3.49	149	2.20						1.79	131	1.79	

Wtd Avg - Simple weighted average



Commodity	Variety	Unit	SOUTH CENTRAL U.S.				SOUTHWEST U.S.				NORTHWEST U.S.			
			Price Range	Number of Ads	Wtd Avg Price	% Marked Local	Price Range	Number of Ads	Wtd Avg Price	% Marked Local	Price Range	Number of Ads	Wtd Avg Price	% Marked Local
Grapes	Red Globe Seeded Type	per lb	1.99	26	1.99									
Grapes	Red Seedless	per lb	1.27 - 3.49	214	2.60		1.89 - 3.99	647	3.67		1.79 - 2.99	141	1.88	
Grapes	White Seedless Type	per lb	1.27 - 3.49	189	2.74		3.99	752	3.99		1.79 - 2.99	177	2.10	
Honeydews		each	1.99 - 2.99	126	2.74		3.50 - 3.99	16	3.75					
Honeydews		per lb	0.59 - 0.79	113	0.78		0.33 - 0.79	102	0.56		0.58 - 0.69	34	0.62	
Kiwifruit	Hayward	2 lb bag					2.99	95	2.99					
Kiwifruit	Hayward	each					0.50	55	0.50					
Kiwifruit	Yellow Flesh	1 lb bag					4.98	8	4.98					
Kiwifruit	Yellow Flesh	1-lb containers with lids	5.99	6	5.99		4.99	40	4.99					
Lemons		2 lb bag	2.49	114	2.49									
Lemons		each	0.34 - 1.00	182	0.56		0.50 - 0.69	227	0.56					
Lemons		per lb					0.99	46	0.99					
Limes		each	0.10 - 0.25	148	0.13		0.15 - 0.50	241	0.36					
Limes		per lb					0.79 - 0.99	139	0.93					
Mangoes	Round Varieties	each	0.77 - 1.67	706	1.07		0.33 - 1.50	1068	1.08		0.88 - 1.67	321	1.02	
Mangoes	Round Varieties Marked Extra Large	each	2.99	11	2.99		1.25 - 2.00	221	1.88					
Mangoes	Round Varieties Marked Large	each	0.77 - 1.66	319	1.48		0.50 - 1.67	219	0.94					
Mangoes	Round Varieties Marked Small	each	1.25	70	1.25									
Mangoes	Yellow Varieties	each	0.19 - 1.00	369	0.76		0.67 - 1.50	316	1.06		0.79 - 1.50	73	1.32	
Mangoes	Yellow Varieties	per lb					2.50	7	2.50					
Mangoes	Yellow Varieties Marked Large	each	0.50	65	0.50									
Nectarines	Various White Flesh Varieties	per lb	2.49 - 3.49	221	3.22		1.49 - 5.49	307	2.78		2.99	19	2.99	
Nectarines	Various Yellow Flesh Varieties	per lb	2.49 - 3.99	421	2.95		1.49 - 5.49	1104	2.81	41	2.99 - 3.99	232	3.48	
Oranges	Navel	3 lb bag	4.99	29	4.99									
Oranges	Navel	4 lb bag	3.59 - 5.99	322	3.92	3								
Oranges	Navel	each	0.33 - 1.25	151	0.76									
Oranges	Navel	per lb	0.78 - 0.99	242	0.88	4	0.50 - 1.99	588	1.53		1.28 - 1.49	451	1.48	
Oranges	Navel, Cara Cara	per lb					0.79	53	0.79					
Oranges	Valencia	per lb					0.79 - 0.99	17	0.92					
Papaya	Maradol/Tainung Types	per lb	0.49 - 0.99	358	0.74		0.49 - 1.50	213	1.00					
Peaches	Various White Flesh Varieties	per lb	2.99 - 3.49	214	3.24		0.99 - 4.99	478	2.37	25	2.99	19	2.99	
Peaches	Various Yellow Flesh Varieties	per lb	0.89 - 3.99	1656	1.88	5	0.99 - 4.99	1636	2.64	50	2.99 - 3.99	268	3.42	
Pears	Bartlett	per lb	0.97	95	0.97		1.99	26	1.99		1.78	81	1.78	
Pears	Bosc	per lb					1.99	26	1.99					
Pears	D'Anjou	per lb					1.99	26	1.99		0.99	131	0.99	

Wtd Avg - Simple weighted average



Commodity	Variety	Unit	SOUTH CENTRAL U.S.				SOUTHWEST U.S.				NORTHWEST U.S.			
			Price Range	Number of Ads	Wtd Avg Price	% Marked Local	Price Range	Number of Ads	Wtd Avg Price	% Marked Local	Price Range	Number of Ads	Wtd Avg Price	% Marked Local
Pineapples		each	2.98 - 3.99	225	3.29		0.99 - 4.99	166	3.08		2.50 - 3.98	139	2.59	
Pineapples		per lb					0.69 - 0.99	204	0.90		0.99	79	0.99	
Plums		per lb	1.89	31	1.89									
Plums	Interspecific Type	per lb	1.88	8	1.88									
Pomegranates		each	3.99	5	3.99									
Raspberries		6 oz package	1.49 - 3.33	660	2.59		1.50 - 4.49	261	2.86		1.50 - 2.99	325	2.49	
Strawberries		1 lb package	1.67 - 3.99	1035	2.61		1.09 - 3.99	1401	3.06		1.28 - 3.99	152	2.46	
Strawberries		1 pint (11-12 oz ctnr w/ lid)					3.00	8	3.00					
Strawberries		2 lb package	2.98 - 4.99	440	4.07		4.88 - 5.99	574	5.59	29	5.99	287	5.99	
Tangerines/Mandarins		2 lb bag	3.99	6	3.99		2.99	18	2.99					
Tangerines/Mandarins		3 lb bag	2.99 - 6.99	292	3.94		3.99 - 5.99	235	4.06		3.99	1	3.99	
Tangerines/Mandarins		per lb					1.29 - 2.49	119	1.72					
Watermelons	Red Flesh Seeded Type	per lb					0.50	55	0.50					
Watermelons	Red Flesh Seedless Miniature	each	1.49 - 5.99	358	3.47	26	1.50 - 5.99	483	4.85		1.49 - 4.79	169	4.37	
Watermelons	Red Flesh Seedless Miniature	per lb	0.79	107	0.79									
Watermelons	Red Flesh Seedless Type	each	2.95 - 6.99	771	5.25		2.95 - 6.99	44	3.87		5.99 - 9.98	306	6.12	
Watermelons	Red Flesh Seedless Type	per lb	0.98	30	0.98		0.20 - 0.79	469	0.47		0.59	97	0.59	

**POTATOES & ONIONS**

Onions, Dry	RED	per lb	1.49	107	1.49		1.99	11	1.99					
Onions, Dry	WHITE	per lb	0.33 - 0.99	318	0.58		0.25 - 0.69	489	0.51					
Onions, Dry	YELLOW	3 lb bag	1.50 - 3.49	529	2.67						2.99	23	2.99	
Onions, Dry	YELLOW	5 lb bag									2.98	9	2.98	
Onions, Dry	YELLOW	per lb	1.00	60	1.00		0.49 - 0.69	180	0.63		0.78 - 1.49	218	0.87	73
Onions, Dry	YELLOW MARKED SWEET	2 lb bag	1.95 - 1.99	111	1.99		1.95	34	1.95					
Onions, Dry	YELLOW MARKED SWEET	3 lb bag	2.99 - 3.99	268	3.71		2.59 - 4.99	132	4.81					
Onions, Dry	YELLOW MARKED SWEET	5 lb bag	4.99	9	4.99									
Onions, Dry	YELLOW MARKED SWEET	per lb	0.97 - 1.49	673	1.38		1.99	146	1.99					
Potatoes	ROUND RED	5 lb bag	3.99	29	3.99						2.98	9	2.98	
Potatoes	ROUND RED	per lb	1.29	95	1.29		0.99 - 1.89	107	1.07		0.79 - 0.89	102	0.87	77
Potatoes	ROUND WHITE	per lb	0.99	65	0.99		0.99	106	0.99					
Potatoes	RUSSET	10 lb bag	2.98 - 4.95	394	3.89	24	0.99 - 4.95	102	3.94		2.99	23	2.99	
Potatoes	RUSSET	20 lb bag	4.88	9	4.88									

Wtd Avg - Simple weighted average



Commodity	Variety	Unit	SOUTH CENTRAL U.S.				SOUTHWEST U.S.				NORTHWEST U.S.			
			Price Range	Number of Ads	Wtd Avg Price	% Marked Local	Price Range	Number of Ads	Wtd Avg Price	% Marked Local	Price Range	Number of Ads	Wtd Avg Price	% Marked Local
Potatoes	RUSSET	5 lb bag	1.77 - 2.99	255	2.26		1.29 - 2.50	156	1.99		1.49 - 1.50	64	1.49	
Potatoes	RUSSET	8 lb bag	3.99	114	3.99		1.00	9	1.00					
Potatoes	RUSSET	per lb	0.69 - 1.29	264	1.03		0.33 - 0.49	46	0.47		0.49 - 1.19	32	0.97	
Potatoes	YELLOW TYPE	5 lb bag	3.99	29	3.99						2.98	9	2.98	
Potatoes	YELLOW TYPE	per lb	1.29	95	1.29		1.89	10	1.89					
<b>VEGETABLES</b>														
Asparagus	GREEN	per lb	1.79 - 3.99	479	2.17	1	1.79 - 3.49	410	3.06		1.79 - 3.99	176	2.42	46
Beans	ROUND GREEN TYPE	12 oz bag	2.50 - 3.49	95	2.90									
Beans	ROUND GREEN TYPE	per lb	1.29 - 1.98	147	1.60		0.79	8	0.79					
Beets		per bunch					1.50 - 1.99	51	1.59		0.99	61	0.99	100
Beets		per lb									0.99	18	0.99	100
Broccoli		per bunch	2.49 - 3.99	226	2.89									
Broccoli		per lb					0.99	42	0.99					
Broccoli	CROWN CUT	per lb	1.49 - 2.49	122	1.59		1.29 - 2.49	131	2.41		1.99	61	1.99	
Brussels Sprouts		12 oz bag	2.50 - 2.99	61	2.57									
Brussels Sprouts		per lb	1.98	40	1.98						1.99	4	1.99	
Cabbage	RED TYPE	per lb	0.99	34	0.99	100								
Cabbage	ROUND GREEN TYPE	per lb	0.49 - 0.89	447	0.60	13	0.49 - 0.69	162	0.61		0.79 - 1.49	32	1.27	
Cactus Leaf (Nopales)		per lb	0.79 - 0.98	74	0.81									
Carrots		1 lb bag					1.79	10	1.79		1.79	22	1.79	
Carrots		2 lb bag									2.49	9	2.49	
Carrots		5 lb film bag					1.99 - 3.00	50	2.84					
Carrots		per lb	0.50 - 0.59	83	0.52		0.50 - 0.99	81	0.71					
Carrots	BABY PEELED	1 lb bag	1.00 - 1.29	197	1.17		0.99	146	0.99		0.99	131	0.99	
Carrots	BABY PEELED	2 lb bag	2.59	103	2.59		2.50	169	2.50					
Cauliflower		each	2.99 - 3.49	148	3.03		0.99 - 2.69	26	1.51	30				
Cauliflower		per lb	1.49	107	1.49		0.79 - 1.29	121	1.01		0.99 - 1.99	98	1.69	
Chayote		per lb					1.39	9	1.39					
Chinese Cabbage		per lb	1.29	7	1.29									
Cilantro		per bunch	0.40 - 0.69	223	0.54		0.33 - 0.99	689	0.68		1.50	287	1.50	
Collards		per bunch	0.97	47	0.97									
Corn-Sweet		each	0.33 - 0.80	589	0.53		0.20 - 0.79	431	0.49	30	0.50 - 1.00	422	0.50	68
Corn-Sweet		trays 4-5 ears film wrapped	2.49 - 5.99	266	3.60						5.99	1	5.99	
Cucumbers		each	0.49 - 0.99	757	0.68	11	0.33 - 1.48	1141	0.80		0.50 - 1.50	100	0.90	
Cucumbers	LONG SEEDLESS - Greenhouse	each	0.95 - 1.00	339	0.96		0.95	95	0.95		1.50 - 1.67	87	1.51	
Eggplant		each					2.00	146	2.00					
Garlic		per sleeve	1.50	65	1.50		1.49 - 2.00	103	1.70					

Wtd Avg - Simple weighted average



Commodity	Variety	Unit	SOUTH CENTRAL U.S.				SOUTHWEST U.S.				NORTHWEST U.S.			
			Price Range	Number of Ads	Wtd Avg Price	% Marked Local	Price Range	Number of Ads	Wtd Avg Price	% Marked Local	Price Range	Number of Ads	Wtd Avg Price	% Marked Local
Jalapeno Peppers		per lb	0.99 - 1.99	215	1.40		0.79 - 1.39	162	0.94		1.28	9	1.28	
Kale		per bunch					0.50	7	0.50					
Leeks		per bunch					1.49	40	1.49					
Lettuce	Green Leaf	each	1.49 - 2.00	167	1.67		1.50 - 2.69	14	2.18					
Lettuce	Iceberg	each	1.77 - 1.97	71	1.82		0.99 - 1.99	22	1.62					
Lettuce	Red Leaf	each	1.49 - 2.00	167	1.67		2.69	8	2.69					
Lettuce	Romaine	each	2.00	60	2.00									
Lettuce	Romaine (Hearts)	3 count					2.99	9	2.99					
Mixed Mini Sweet Peppers		1 lb package					1.50	8	1.50					
Mushrooms	CREMINI	8 oz package	2.50	9	2.50									
Mushrooms	PORTOBELLA	6 oz package	2.99 - 3.49	21	3.28									
Mushrooms	PORTOBELLA	per lb					4.99	8	4.99					
Mushrooms	WHITE	8 oz package	1.88 - 2.50	115	2.46		1.49 - 2.50	28	1.97		2.29 - 2.50	111	2.35	
Mustard		per bunch	0.97	47	0.97									
Onions, Green		per bunch	0.33 - 0.98	44	0.68		0.20 - 1.19	759	0.66		0.67 - 1.50	319	1.42	
Peppers (Bell Type)	GREEN	each	0.25 - 1.29	143	0.63		0.68 - 1.49	693	1.06		0.68 - 1.25	342	0.98	
Peppers (Bell Type)	GREEN	per lb					0.99	9	0.99					
Peppers (Bell Type)	ORANGE	each	0.89 - 1.50	337	1.31		0.69 - 0.99	119	0.87		0.99 - 1.50	262	1.16	
Peppers (Bell Type)	ORANGE	per lb					0.99	9	0.99					
Peppers (Bell Type)	RED	each	0.89 - 1.50	411	1.28		0.69 - 0.99	521	0.96		0.88 - 1.50	350	1.11	
Peppers (Bell Type)	RED	per lb					0.99 - 1.49	18	1.24		1.49	3	1.49	
Peppers (Bell Type)	YELLOW	each	0.89 - 1.50	353	1.31		0.69 - 0.99	119	0.87		0.99 - 1.50	341	1.12	
Peppers (Bell Type)	YELLOW	per lb					0.50 - 0.99	16	0.78					
Radishes		per bunch					0.33 - 0.99	610	0.70		0.75 - 1.50	296	1.48	
Salad (Mixed Types)		10-12 oz package	0.99 - 3.98	239	2.86		1.50 - 3.00	136	2.36	1	0.99 - 3.50	200	1.63	
Salad (Mixed Types)		5-9 oz package	2.00 - 3.98	225	2.91		2.00 - 3.00	83	2.89		2.50 - 3.50	64	3.06	
Spinach		per bunch					0.79	40	0.79		1.98	81	1.98	100
Spinach	FLAT TYPE	5-7 oz package	1.50	4	1.50						1.98	21	1.98	
Spinach	FLAT TYPE	8-10 oz package	2.39 - 3.00	68	2.93		1.50	34	1.50		2.50	42	2.50	
Squash	GREY	per lb	0.79 - 0.97	254	0.91		0.69 - 0.99	171	0.88					
Squash	Kabocha	per lb	0.79	6	0.79		0.39 - 0.69	58	0.60					
Squash	Yellow Crookneck/Straitneck	per lb	0.99 - 1.79	263	1.38	59					1.49	10	1.49	
Squash	Zucchini	per lb	0.99 - 1.79	263	1.38	59	0.99 - 2.29	111	1.11		1.49	10	1.49	
Sweet Potatoes		per lb	0.69 - 1.29	160	1.05						1.69	3	1.69	
Tomatillos		per lb	0.98 - 0.99	83	0.99		0.80 - 1.29	200	0.96		1.28	9	1.28	

Wtd Avg - Simple weighted average



Commodity	Variety	Unit	SOUTH CENTRAL U.S.				SOUTHWEST U.S.				NORTHWEST U.S.			
			Price Range	Number of Ads	Wtd Avg Price	% Marked Local	Price Range	Number of Ads	Wtd Avg Price	% Marked Local	Price Range	Number of Ads	Wtd Avg Price	% Marked Local
Tomatoes		per lb	1.49 - 1.89	117	1.52		0.89 - 1.49	103	1.44		1.79 - 1.99	19	1.95	
Tomatoes	Cherry Type	1 pint package					2.00	8	2.00		2.00 - 2.50	28	2.20	
Tomatoes	Cherry Type	10 oz package	1.98 - 2.99	164	2.89									
Tomatoes	GRAPE TYPE	1 pint package	1.99 - 2.99	114	2.76		1.50 - 2.00	100	1.96					
Tomatoes	GRAPE TYPE	10 oz package	1.99 - 3.33	549	2.58		2.00	34	2.00		1.99 - 3.98	64	2.83	
Tomatoes	Plum Type (Roma)	per lb	0.79 - 1.50	83	0.94		0.50 - 1.99	575	1.64		1.99 - 2.99	309	2.06	
Tomatoes	VINE RIPES - Greenhouse	per lb					3.99	27	3.99		0.99 - 1.28	100	1.05	
Tomatoes	VINE RIPES	per lb	1.99	70	1.99						1.29	36	1.29	
Tomatoes	VINE RIPES - ON THE VINE - Greenhouse	per lb	0.99 - 2.14	719	1.62		0.79 - 2.99	731	2.44		0.98 - 2.99	252	1.35	
Turnip Tops		per bunch	0.97	47	0.97									
<b>OTHER SPECIALTY CROP ITEMS</b>														
Hemp Protein		16 oz					19.99	184	19.99		14.99	4	14.99	
Hemp Seeds Shelled		16 oz	13.59	75	13.59									
Hemp Seeds Shelled		7 oz	9.29	75	9.29									
Hemp Seeds Shelled		8 oz	7.99	75	7.99		9.99	184	9.99		7.99 - 9.99	26	8.30	
<b>SEASONAL ITEMS</b>														
Ornamentals	Rose, Hybrid Tea	bunched 12s	12.00	241	12.00		12.00 - 13.00	507	12.19		12.00 - 12.99	278	12.50	

Wtd Avg - Simple weighted average





Commodity	Variety	Unit	ALASKA U.S.				HAWAII U.S.			
			Price Range	Number of Ads	Wtd Avg Price	% Marked Local	Price Range	Number of Ads	Wtd Avg Price	% Marked Local
<b>FRUIT</b>										
Apples	Fuji	3 lb bag					4.99	2	4.99	
Apples	Fuji	5 lb bag	3.99	1	3.99					
Apples	Fuji	per lb	2.49	28	2.49		0.99	4	0.99	
Apples	Gala/Royal Gala	3 lb bag	5.49	11	5.49		5.59	7	5.59	
Apples	Gala/Royal Gala	per lb					2.29	3	2.29	
Apples	Granny Smith	per lb	2.49	28	2.49					
Apples	Honeycrisp	per lb	2.49	11	2.49					
Apples	Red Delicious	per lb	2.49	28	2.49					
Apples, Processed	Juice	64 oz (1/2 gallon)	3.50 - 4.99	3	4.49					
Apricots		per lb	4.99	1	4.99					
Avocados	Hass	each					1.67	23	1.67	
Avocados	Hass-Marked Large	each	2.49 - 2.59	2	2.54					
Bananas		per lb					1.29	3	1.29	
Blackberries		5.6-6 oz package	3.00 - 3.99	24	3.64					
Blueberries		18 oz package	5.99	1	5.99					
Blueberries		6 oz package	3.49 - 3.99	11	3.90		3.99	23	3.99	
Cantaloupes		each	3.99 - 5.99	13	5.68					
Cantaloupes		per lb	0.99 - 1.48	5	1.36					
Cherries	Rainier	per lb	8.99	11	8.99					
Cherries	Red Varieties	per lb	4.99 - 5.99	26	5.66		5.99 - 8.99	89	7.24	
Clementines		3 lb bag	5.49	11	5.49					
Clementines		5 lb bag	8.99	11	8.99					
Grapefruit	RED	each					1.99	2	1.99	
Honeydews		each	5.99	11	5.99					
Honeydews		per lb	1.29 - 1.48	4	1.43					
Kiwifruit	Hayward	2-lb containers with lids	6.99	11	6.99					
Kiwifruit	Yellow Flesh	1-lb containers with lids	6.99	1	6.99					
Lemons		2 lb bag					5.99	7	5.99	
Lemons		each	0.69	1	0.69					
Mangoes	Round Varieties	each	2.69	1	2.69					
Mangoes	Round Varieties Marked Large	each	3.99	28	3.99					
Mangoes	Yellow Varieties	each					1.95	4	1.95	
Mangoes	Yellow Varieties Marked Large	each	2.50	11	2.50					
Nectarines	Various Yellow Flesh Varieties	per lb	2.99 - 4.49	23	3.69					
Oranges	Navel	per lb	1.49 - 1.99	13	1.91		1.89	4	1.89	
Peaches	Various Yellow Flesh Varieties	per lb	2.99 - 4.49	23	3.69					

Wtd Avg - Simple weighted average



Commodity	Variety	Unit	ALASKA U.S.				HAWAII U.S.			
			Price Range	Number of Ads	Wtd Avg Price	% Marked Local	Price Range	Number of Ads	Wtd Avg Price	% Marked Local
Pears	Bosc	per lb					1.99	7	1.99	
Pineapples		each	4.29 - 4.99	5	4.84		4.79	7	4.79	
Pineapples		per lb					1.49	23	1.49	100
Strawberries		1 lb package	3.69 - 3.99	3	3.79					
Tangerines/Mandarins		2 lb bag	4.99	1	4.99		5.19	3	5.19	
Watermelons	Red Flesh Seeded Type	per lb					0.79	23	0.79	100
Watermelons	Red Flesh Seedless Miniature	each	6.49 - 6.99	13	6.91					
Watermelons	Red Flesh Seedless Type	each	8.99	11	8.99					
Watermelons	Red Flesh Seedless Type	per lb	0.99	1	0.99		1.29	33	1.29	
<b>POTATOES &amp; ONIONS</b>										
Onions, Dry	YELLOW	3 lb bag	3.49	2	3.49					
Onions, Dry	YELLOW	per lb	0.99 - 1.99	30	1.92					
Onions, Dry	YELLOW MARKED SWEET	per lb	1.29 - 1.99	21	1.96		1.89	4	1.89	100
Potatoes	RUSSET	5 lb bag	3.49 - 7.99	39	6.72					
Potatoes	RUSSET	per lb					1.09	7	1.09	
Potatoes	YELLOW TYPE	5 lb bag	4.99	2	4.99					
<b>VEGETABLES</b>										
Asparagus	GREEN	per lb	2.99 - 3.49	12	3.03					
Broccoli		per lb	2.99	11	2.99					
Broccoli	CROWN CUT	per lb	2.18 - 2.59	4	2.28		2.99 - 3.49	27	3.42	
Brussels Sprouts		per lb	2.49	2	2.49					
Cabbage	ROUND GREEN TYPE	per lb					0.99	2	0.99	
Carrots		2 lb bag	4.49	28	4.49					
Carrots		5 lb film bag	5.99	1	5.99					
Carrots	BABY PEELED	1 lb bag					1.49	3	1.49	
Carrots	BABY PEELED	2 lb bag	3.58	3	3.58					
Cauliflower		per lb	2.99	11	2.99		3.49	23	3.49	
Celery		per lb					1.69	3	1.69	
Chinese Cabbage		per lb					1.29	4	1.29	
Corn-Sweet		each	1.00 - 1.50	12	1.42					
Cucumbers		each	0.99	2	0.99					
Cucumbers	LONG SEEDLESS - Greenhouse	each	1.49	2	1.49					
Cucumbers	LONG SEEDLESS - Greenhouse	per lb					3.29	3	3.29	

Wtd Avg - Simple weighted average



Commodity	Variety	Unit	ALASKA U.S.				HAWAII U.S.			
			Price Range	Number of Ads	Wtd Avg Price	% Marked Local	Price Range	Number of Ads	Wtd Avg Price	% Marked Local
Jalapeno Peppers		per lb					2.99	2	2.99	
Lettuce	Green Leaf	each	2.28	3	2.28					
Lettuce	Iceberg	each					1.29	7	1.29	
Lettuce	Red Leaf	each	2.28	3	2.28					
Lettuce	Romaine	each					2.47	4	2.47	
Mixed Mini Sweet Peppers		1 lb package	3.99	1	3.99					
Mushrooms	CREMINI	8 oz package	2.99	1	2.99					
Mushrooms	WHITE	8 oz package	2.99	1	2.99		3.99	3	3.99	
Onions, Green		per bunch	0.67	2	0.67					
Peppers (Bell Type)	GREEN	each	1.50	9	1.50					
Peppers (Bell Type)	GREEN	per lb	2.19	1	2.19		2.99	7	2.99	
Peppers (Bell Type)	ORANGE	each	1.33 - 1.69	13	1.50					
Peppers (Bell Type)	ORANGE	per lb	2.48 - 2.99	4	2.61					
Peppers (Bell Type)	RED	each	1.33 - 1.69	13	1.50					
Peppers (Bell Type)	RED	per lb	2.48 - 2.99	4	2.61					
Peppers (Bell Type)	YELLOW	each	1.33 - 1.69	13	1.50					
Peppers (Bell Type)	YELLOW	per lb	2.48 - 2.99	4	2.61					
Spinach		per bunch					2.50	23	2.50	
Squash	Kabocha	per lb					1.49 - 1.99	30	1.61	
Tomatoes		per lb	2.49	9	2.49		2.49	3	2.49	
Tomatoes	Cherry Type	10 oz package	3.99	2	3.99					
Tomatoes	GRAPE TYPE	10 oz package					2.69 - 3.00	7	2.87	
Tomatoes	Plum Type (Roma)	per lb	2.99	28	2.99					
Tomatoes	VINE RIPES - Greenhouse	per lb	1.99	2	1.99					
Tomatoes	VINE RIPES - ON THE VINE - Greenhouse	per lb	1.99 - 2.99	13	2.32					
<b>OTHER SPECIALTY CROP ITEMS</b>										
Hemp Seeds Shelled		16 oz					15.99	4	15.99	
Hemp Seeds Shelled		8 oz	8.24	11	8.24		9.59	4	9.59	
<b>SEASONAL ITEMS</b>										
Ornamentals	Rose, Hybrid Tea	bunched 12s	15.00	11	15.00					

Wtd Avg - Simple weighted average



## NATIONAL ORGANIC SUMMARY

(not including AK & HI)

Fruit								
Commodity	Variety	Unit	THIS WEEK		LAST WEEK		LAST YEAR	
			Number of Ads	Wtd Avg Price	Number of Ads	Wtd Avg Price	Number of Ads	Wtd Avg Price
Apples	Fuji	2 lb bag	431	4.65	296	4.63	285	5.99
Apples	Fuji	per lb	90	1.46	465	1.96	63	1.86
Apples	Gala/Royal Gala	2 lb bag	285	4.99	1,491	4.12	1,820	4.96
Apples	Gala/Royal Gala	per lb	81	1.99	603	2.17	19	2.49
Apples	Granny Smith	2 lb bag	285	4.99	296	4.63	95	5.99
Apples	Granny Smith	per lb	75	1.91	600	1.99		
Apples	Honeycrisp	2 lb bag	190	4.99	224	4.84		
Apples	Honeycrisp	per lb	433	3.51	1,415	2.57		
Apples	Pink Lady/Cripps Pink	2 lb bag	190	4.99	296	4.63		
Apricots		per lb	437	4.46	27	5.58	148	3.99
Avocados	Hass	each	299	2.06	35	2.25	774	1.77
Avocados	Hass-Marked Large	each	9	2.00	363	2.01		
Bananas		per lb	286	0.87	36	0.91	260	0.86
Blackberries		1 pint (11-12 oz cntr w/ lid)	5	3.99	1,195	5.99		
Blackberries		5.6-6 oz package	652	4.18	545	3.26	642	4.82
Blueberries		1 pint (11-12 oz cntr w/ lid)	442	4.68	1,085	4.72		
Blueberries		18 oz package	1,187	5.94			600	7.06
Blueberries		6 oz package	2,894	3.27	1,647	4.03	3,629	3.00
Cantaloupes		each	719	3.89	8	4.99	713	3.94
Cantaloupes		per lb	36	1.31	16	1.29	70	1.10
Cherries	Red Varieties	per lb	16	7.99	26	6.49		
Grapes	Red Globe Seeded Type	per lb	19	2.99				
Grapes	Red Seedless	per lb	25	4.75				
Grapes	White Seedless Type	per lb	1,220	3.52			588	3.69
Honeydews		each	20	5.99			20	5.99
Lemons		2 lb bag	72	3.87	63	3.86	204	4.92
Lemons		each	42	0.95	200	0.99	15	1.00
Mangoes	Round Varieties	each	110	2.03	745	1.27		
Mangoes	Round Varieties Marked Large	each	20	1.98				
Mangoes	Yellow Varieties	each	24	1.75	6	1.67		
Nectarines	Various Yellow Flesh Varieties	per lb	22	4.44	8	6.99	14	4.42
Peaches	Various White Flesh Varieties	per lb	8	6.99			19	2.99
Peaches	Various Yellow Flesh Varieties	per lb	444	4.46	19	5.83	455	3.54

Wtd Avg - Simple weighted average



Commodity	Variety	Unit	THIS WEEK		LAST WEEK		LAST YEAR	
			Number of Ads	Wtd Avg Price	Number of Ads	Wtd Avg Price	Number of Ads	Wtd Avg Price
Pears	Bartlett	2 lb bag	322	3.99				
Pears	D'Anjou	per lb	35	1.99	9	1.99	62	1.93
Pineapples		each	23	4.99				
Raspberries		6 oz package	1,673	3.94	15	5.86		
Strawberries		1 lb package	4,773	4.27	1,818	4.41	2,229	4.69
Strawberries		2 lb package	223	4.84	100	5.99	513	7.60
Tangerines/Mandarins		2 lb bag	22	4.99			131	5.00
Watermelons	Red Flesh Seedless Miniature	each	540	5.02	533	5.56	33	6.51
Watermelons	Red Flesh Seedless Miniature	per lb	5	1.49	5	1.49		
Watermelons	Red Flesh Seedless Type	each	9	9.99	9	9.99	41	5.98
Watermelons	Red Flesh Seedless Type	per lb	40	1.01	48	0.78	25	0.92

**Potatoes & Onions**

Commodity	Variety	Unit	THIS WEEK		LAST WEEK		LAST YEAR	
			Number of Ads	Wtd Avg Price	Number of Ads	Wtd Avg Price	Number of Ads	Wtd Avg Price
Onions, Dry	YELLOW	3 lb bag	62	4.46	75	4.19	81	2.98
Onions, Dry	YELLOW MARKED SWEET	2 lb bag	524	3.26	35	3.29	226	2.99
Onions, Dry	YELLOW MARKED SWEET	3 lb bag	108	4.06	9	4.49		
Onions, Dry	YELLOW MARKED SWEET	per lb	8	1.49	195	1.29	9	1.49
Potatoes	RUSSET	3 lb bag	19	2.99				
Potatoes	RUSSET	per lb	173	1.49			154	1.79

**Vegetables**

Commodity	Variety	Unit	THIS WEEK		LAST WEEK		LAST YEAR	
			Number of Ads	Wtd Avg Price	Number of Ads	Wtd Avg Price	Number of Ads	Wtd Avg Price
Beans	ROUND GREEN TYPE	12 oz bag	155	3.82	161	4.14		
Broccoli		per bunch	805	3.84	23	3.60	282	3.76
Broccoli		per lb	17	1.49	46	2.99	199	1.99
Broccoli	BABY HYBRID TYPE	per bunch	13	2.18				
Broccoli	CROWN CUT	per lb	990	3.53	9	3.49	9	2.99
Cabbage	ROUND GREEN TYPE	per lb	187	0.98				
Carrots		1 lb bag	451	1.31			86	1.49
Carrots		per bunch	81	2.34	68	2.85	73	2.00
Carrots		per lb	154	1.29	413	1.29	154	1.69
Carrots	BABY PEELED	1 lb bag	415	2.66	2,610	1.65	701	1.90
Cauliflower		each	73	4.18	201	2.93	114	3.46
Cauliflower		per lb	30	1.49			252	1.84
Celery	HEARTS	per package	30	2.66	207	3.16		

Wtd Avg - Simple weighted average



Commodity	Variety	Unit	THIS WEEK		LAST WEEK		LAST YEAR	
			Number of Ads	Wtd Avg Price	Number of Ads	Wtd Avg Price	Number of Ads	Wtd Avg Price
Cilantro		per bunch	475	1.75	61	1.12	146	1.49
Cucumbers		each	14	1.49	209	1.14	23	1.18
Cucumbers	LONG SEEDLESS - Greenhouse	each	158	2.41			1,139	1.91
Garlic		per lb	6	7.98				
Kale		per bunch	212	2.56	7	1.50	876	2.26
Lettuce	Green Leaf	each	154	1.99	170	2.08	181	1.90
Lettuce	Iceberg	each	225	2.80	163	2.52	246	2.77
Lettuce	Red Leaf	each	62	1.99	170	2.08	162	1.83
Lettuce	Red Leaf	per lb	92	1.99			8	2.79
Lettuce	Romaine (Hearts)	3 count	182	3.96	62	5.20	930	4.16
Mixed Mini Sweet Peppers		1 lb package	163	4.99	645	4.99		
Mushrooms	CREMINI	8 oz package	451	2.97	594	3.00		
Mushrooms	WHITE	8 oz package	902	2.98	977	3.04	446	2.48
Onions, Green		per bunch	672	1.17	39	1.39	296	1.70
Peppers (Bell Type)	ORANGE	each	11	2.50	95	2.50		
Peppers (Bell Type)	RED	each	11	2.50	95	2.50		
Peppers (Bell Type)	YELLOW	each	11	2.50	95	2.50		
Salad (Mixed Types)		1 lb package	78	5.53	317	4.99		
Salad (Mixed Types)		10-12 oz package	1,128	5.28	845	5.30	42	5.39
Salad (Mixed Types)		5-9 oz package	1,507	3.50	1,249	4.04	3,634	3.27
Spinach	FLAT TYPE	5-7 oz package	1,273	3.46	316	4.49		
Spinach	FLAT TYPE	8-10 oz package	131	5.89	203	5.78		
Squash	Zucchini	per lb	15	2.15			300	2.24
Sweet Potatoes		per lb	26	2.05	38	1.69	35	1.99
Tomatoes		per lb	362	2.75	352	2.74	352	2.30
Tomatoes	Cherry Type	1 pint package	95	3.09			28	1.82
Tomatoes	Cherry Type	10 oz package	114	3.00				
Tomatoes	GRAPE TYPE	1 pint package	605	3.20	1,094	2.85	1,197	2.80
Tomatoes	GRAPE TYPE	10 oz package	431	3.41	19	2.49	1,613	3.54
Tomatoes	Plum Type (Roma)	per lb	61	2.39	53	1.79	62	1.55
Tomatoes	VINE RIPES	per lb	9	1.98			9	2.77
Tomatoes	VINE RIPES - Greenhouse	per lb	11	2.49	20	2.26	16	2.77
Tomatoes	Vine Ripes - Heirloom Varieties - Greenhouse	per lb	11	4.99	144	4.78	16	4.99
Tomatoes	VINE RIPES - ON THE VINE - Greenhouse	per lb	48	3.12	41	3.14	549	3.64

Wtd Avg - Simple weighted average



Other Specialty Crop Items

Commodity	Variety	Unit	THIS WEEK		LAST WEEK		LAST YEAR	
			Number of Ads	Wtd Avg Price	Number of Ads	Wtd Avg Price	Number of Ads	Wtd Avg Price
Hemp (Seed) Oil		16 oz	248	16.75	295	16.99	343	16.99
Hemp (Seed) Oil		4 oz	154	6.39				
Hemp Protein		12 oz	13	12.74				
Hemp Protein		16 oz	52	14.44	109	13.49	198	18.99
Hemp Protein		8 oz	11	11.62				
Hemp Seeds Shelled		12 oz	539	14.58	356	14.99	749	15.46
Hemp Seeds Shelled		16 oz	205	15.02	431	14.89	343	13.59
Hemp Seeds Shelled		7 oz	453	11.19	690	11.46	779	9.97
Hemp Seeds Shelled		8 oz	13	10.72				

Wtd Avg - Simple weighted average



### REGIONAL ORGANIC DETAILS

Commodity	Variety	Unit	NORTHEAST U.S.				SOUTHEAST U.S.				MIDWEST U.S.			
			Price Range	Number of Ads	Wtd Avg Price	% Marked Local	Price Range	Number of Ads	Wtd Avg Price	% Marked Local	Price Range	Number of Ads	Wtd Avg Price	% Marked Local
<b>FRUIT</b>														
Apples	Fuji	2 lb bag	4.99	190	4.99									
Apples	Fuji	per lb								1.49	9	1.49		
Apples	Gala/Royal Gala	2 lb bag	4.99	190	4.99									
Apples	Gala/Royal Gala	per lb	1.99	81	1.99									
Apples	Granny Smith	2 lb bag	4.99	190	4.99									
Apples	Granny Smith	per lb	1.69 - 1.99	49	1.95		1.99	3	1.99					
Apples	Honeycrisp	2 lb bag	4.99	190	4.99									
Apples	Honeycrisp	per lb	1.99 - 3.66	129	3.57					1.77 - 3.66	98	3.11		
Apples	Pink Lady/Cripps Pink	2 lb bag	4.99	190	4.99									
Apricots		per lb	4.43	122	4.43					4.43	67	4.43		
Avocados	Hass	each	2.49	7	2.49									
Bananas		per lb	0.88 - 0.99	81	0.94					0.79 - 0.99	48	0.94		
Blackberries		5.6-6 oz package	2.99 - 3.99	152	3.95		4.50	366	4.50	3.99	22	3.99		
Blueberries		1 pint (11-12 oz cntr w/ lid)	3.99 - 5.00	222	4.89					3.33 - 3.99	98	3.92		
Blueberries		18 oz package	6.99	413	6.99									
Blueberries		6 oz package	2.99 - 3.99	149	3.49		2.99 - 4.50	1774	3.30	2.49 - 2.99	678	2.98		
Cantaloupes		each	3.89 - 5.99	325	4.08		3.89 - 3.99	100	3.90	3.89	67	3.89		
Grapes	Red Globe Seeded Type	per lb	2.99	19	2.99									
Grapes	White Seedless Type	per lb					3.49	1195	3.49					
Honeydews		each	5.99	20	5.99									
Lemons		2 lb bag	3.49	46	3.49					3.99	12	3.99		
Lemons		each	1.00	19	1.00									
Mangoes	Round Varieties	each	1.50 - 1.99	15	1.73									
Mangoes	Yellow Varieties	each	1.25	8	1.25									
Peaches	Various Yellow Flesh Varieties	per lb	4.43	122	4.43					4.43	67	4.43		
Pears	Bartlett	2 lb bag	3.99	322	3.99									
Pears	D'Anjou	per lb	1.99	35	1.99									
Raspberries		6 oz package	3.99	485	3.99		3.99	367	3.99	3.99	22	3.99		
Strawberries		1 lb package	2.99 - 5.00	1076	4.09		3.98 - 3.99	1758	3.99	3.33 - 3.99	122	3.88		
Strawberries		2 lb package	3.89	122	3.89					5.99	39	5.99		
Tangerines/Man darins		2 lb bag								4.99	22	4.99		
Watermelons	Red Flesh Seedless Miniature	each	4.99 - 5.99	142	5.13		4.49	86	4.49	4.99 - 5.99	90	5.25		
Watermelons	Red Flesh Seedless Type	each	9.99	9	9.99									

Wtd Avg - Simple weighted average





Commodity	Variety	Unit	NORTHEAST U.S.				SOUTHEAST U.S.				MIDWEST U.S.			
			Price Range	Number of Ads	Wtd Avg Price	% Marked Local	Price Range	Number of Ads	Wtd Avg Price	% Marked Local	Price Range	Number of Ads	Wtd Avg Price	% Marked Local
<b>POTATOES &amp; ONIONS</b>														
Onions, Dry	YELLOW	3 lb bag	4.99	38	4.99						3.99	6	3.99	
Onions, Dry	YELLOW MARKED SWEET	2 lb bag	2.99 - 3.99	499	3.25		2.99	14	2.99		3.99	11	3.99	
Onions, Dry	YELLOW MARKED SWEET	3 lb bag									3.99 - 4.98	47	4.16	
Onions, Dry	YELLOW MARKED SWEET	per lb	1.49	8	1.49									
Potatoes	RUSSET	per lb									1.49	13	1.49	
<b>VEGETABLES</b>														
Beans	ROUND GREEN TYPE	12 oz bag	3.99 - 4.99	39	4.48						3.50 - 3.99	116	3.60	
Broccoli		per bunch	2.99 - 3.59	121	3.36						2.99	36	2.99	
Broccoli	BABY HYBRID TYPE	per bunch									1.50	7	1.50	
Broccoli	CROWN CUT	per lb	2.99	9	2.99		3.59	945	3.59		1.49 - 2.99	36	2.07	
Cabbage	ROUND GREEN TYPE	per lb					0.98	187	0.98					
Carrots		1 lb bag	1.29 - 1.50	451	1.31									
Carrots		per bunch	2.99	28	2.99									
Carrots		per lb									1.29	13	1.29	
Carrots	BABY PEELED	1 lb bag	2.00 - 2.99	264	2.71						1.99	6	1.99	
Cauliflower		each	3.99	53	3.99									
Celery	HEARTS	per package	2.50	20	2.50						2.99	10	2.99	
Cilantro		per bunch	1.79	322	1.79						0.99	7	0.99	
Cucumbers	LONG SEEDLESS - Greenhouse	each	1.99 - 2.50	34	2.40		1.99	14	1.99		2.50	102	2.50	
Kale		per bunch	1.99	9	1.99									
Lettuce	Green Leaf	each									1.99	13	1.99	
Lettuce	Iceberg	each	2.99	183	2.99		2.99	14	2.99		1.50	28	1.50	
Lettuce	Red Leaf	each									1.99	13	1.99	
Lettuce	Romaine (Hearts)	3 count	5.99	16	5.99		3.99	74	3.99		2.99	60	2.99	
Mixed Mini Sweet Peppers		1 lb package					4.99	52	4.99					
Mushrooms	CREMINI	8 oz package	3.99	15	3.99									
Mushrooms	WHITE	8 oz package	2.79 - 3.99	85	3.34						2.50 - 2.99	34	2.70	
Onions, Green		per bunch	0.99 - 1.49	452	1.02		1.00	74	1.00					
Salad (Mixed Types)		1 lb package	5.49	11	5.49						5.54	67	5.54	
Salad (Mixed Types)		10-12 oz package	5.49 - 6.99	487	5.58						4.00 - 6.99	185	5.18	
Salad (Mixed Types)		5-9 oz package	3.00 - 4.99	469	3.45		3.00 - 4.99	80	3.11		3.49 - 4.69	174	3.88	
Spinach	FLAT TYPE	5-7 oz package	2.50 - 4.99	78	2.84		3.50	1195	3.50					

Wtd Avg - Simple weighted average



Commodity	Variety	Unit	NORTHEAST U.S.				SOUTHEAST U.S.				MIDWEST U.S.			
			Price Range	Number of Ads	Wtd Avg Price	% Marked Local	Price Range	Number of Ads	Wtd Avg Price	% Marked Local	Price Range	Number of Ads	Wtd Avg Price	% Marked Local
Spinach	FLAT TYPE	8-10 oz package	5.99	7	5.99					4.99 - 6.99	124	5.88		
Squash	Zucchini	per lb	2.29	8	2.29									
Sweet Potatoes		per lb	1.99	15	1.99		1.99	3	1.99					
Tomatoes		per lb	2.99	190	2.99					2.49	13	2.49		
Tomatoes	Cherry Type	10 oz package								3.00	114	3.00		
Tomatoes	GRAPE TYPE	1 pint package	2.99 - 4.99	220	3.71		2.48	187	2.48					
Tomatoes	GRAPE TYPE	10 oz package					3.49	366	3.49	2.99	60	2.99		
Tomatoes	VINE RIPES - ON THE VINE - Greenhouse	per lb	2.99	9	2.99		2.99	14	2.99					

**OTHER SPECIALTY CROP ITEMS**

Hemp (Seed) Oil		16 oz								15.99	60	15.99	
Hemp (Seed) Oil		4 oz								6.39	13	6.39	
Hemp Protein		12 oz	12.74	9	12.74								
Hemp Protein		16 oz					14.44	52	14.44				
Hemp Protein		8 oz								11.62	11	11.62	
Hemp Seeds Shelled		12 oz	12.79 - 14.99	131	12.94		14.99 - 15.19	138	15.11	15.99	60	15.99	
Hemp Seeds Shelled		16 oz	14.44 - 16.59	17	15.45								
Hemp Seeds Shelled		7 oz	10.19 - 11.99	131	10.31		11.99	52	11.99	9.99	60	9.99	
Hemp Seeds Shelled		8 oz	10.49	9	10.49								

Wtd Avg - Simple weighted average



Commodity	Variety	Unit	SOUTH CENTRAL U.S.				SOUTHWEST U.S.				NORTHWEST U.S.			
			Price Range	Number of Ads	Wtd Avg Price	% Marked Local	Price Range	Number of Ads	Wtd Avg Price	% Marked Local	Price Range	Number of Ads	Wtd Avg Price	% Marked Local
<b>FRUIT</b>														
Apples	Fuji	2 lb bag	4.99	95	4.99		3.99	146	3.99					
Apples	Fuji	per lb					1.29 - 2.50	64	1.50		1.29	17	1.29	
Apples	Gala/Royal Gala	2 lb bag	4.99	95	4.99									
Apples	Granny Smith	2 lb bag	4.99	95	4.99									
Apples	Granny Smith	per lb					1.99	14	1.99		1.59	9	1.59	
Apples	Honeycrisp	per lb	3.66	75	3.66		3.66	109	3.66		3.66	22	3.66	
Apricots		per lb	4.43	75	4.43		3.99 - 5.99	151	4.52	10	4.43	22	4.43	
Avocados	Hass	each					0.99 - 2.99	208	1.97		1.49 - 2.50	84	2.22	
Avocados	Hass-Marked Large	each	2.00	9	2.00									
Bananas		per lb	0.79 - 0.99	98	0.80		0.79	23	0.79		0.79 - 0.99	36	0.85	
Blackberries		1 pint (11-12 oz cntr w/ lid)	3.99	5	3.99									
Blackberries		5.6-6 oz package	4.50	29	4.50		4.99	22	4.99		2.50	61	2.50	
Blueberries		1 pint (11-12 oz cntr w/ lid)	3.99 - 4.99	100	4.94						3.98 - 4.99	22	4.71	
Blueberries		18 oz package	5.99	255	5.99		4.99 - 5.00	380	5.00		4.99 - 7.99	139	5.34	
Blueberries		6 oz package	4.50	29	4.50		2.99 - 4.99	145	3.24		3.00 - 3.98	119	3.84	
Cantaloupes		each	3.79	75	3.79		3.89	109	3.89		1.28 - 3.89	43	2.62	
Cantaloupes		per lb									1.19 - 1.49	36	1.31	
Cherries	Red Varieties	per lb					7.99	16	7.99	100				
Grapes	Red Seedless	per lb					3.99	6	3.99		4.99	19	4.99	
Grapes	White Seedless Type	per lb					3.99	6	3.99		4.99	19	4.99	
Lemons		2 lb bag					4.99	14	4.99					
Lemons		each									0.79 - 1.25	23	0.91	
Mangoes	Round Varieties	each									1.89 - 3.00	95	2.08	
Mangoes	Round Varieties Marked Large	each					1.98	20	1.98					
Mangoes	Yellow Varieties	each									2.00	16	2.00	
Nectarines	Various Yellow Flesh Varieties	per lb					2.99 - 4.99	22	4.44					
Peaches	Various White Flesh Varieties	per lb					6.99	8	6.99					
Peaches	Various Yellow Flesh Varieties	per lb	4.43	75	4.43		2.99 - 6.99	139	4.58		3.99 - 4.43	41	4.23	
Pineapples		each									4.99	23	4.99	
Raspberries		6 oz package	3.99	293	3.99		3.99 - 4.99	373	4.01		2.50 - 3.99	133	3.31	
Strawberries		1 lb package	3.79 - 4.99	388	4.58		3.89 - 5.99	961	4.76	12	3.89 - 4.99	468	4.61	
Strawberries		2 lb package	5.99	61	5.99						4.99	1	4.99	
Watermelons	Red Flesh Seedless Miniature	each	4.99	75	4.99		4.99 - 5.99	125	5.12		4.99	22	4.99	
Watermelons	Red Flesh Seedless Miniature	per lb					1.49	5	1.49					

Wtd Avg - Simple weighted average



Commodity	Variety	Unit	SOUTH CENTRAL U.S.				SOUTHWEST U.S.				NORTHWEST U.S.			
			Price Range	Number of Ads	Wtd Avg Price	% Marked Local	Price Range	Number of Ads	Wtd Avg Price	% Marked Local	Price Range	Number of Ads	Wtd Avg Price	% Marked Local
Watermelons	Red Flesh Seedless Type	per lb					0.79	13	0.79		0.99 - 1.19	27	1.11	
<b>POTATOES &amp; ONIONS</b>														
Onions, Dry	YELLOW	3 lb bag					3.49	18	3.49					
Onions, Dry	YELLOW MARKED SWEET	3 lb bag	3.99	61	3.99									
Potatoes	RUSSET	3 lb bag									2.99	19	2.99	
Potatoes	RUSSET	per lb	1.49	92	1.49		1.49	42	1.49		1.49	26	1.49	
<b>VEGETABLES</b>														
Broccoli		per bunch	2.99	9	2.99		3.99	352	3.99		3.99	287	3.99	
Broccoli		per lb									1.49	17	1.49	
Broccoli	BABY HYBRID TYPE	per bunch									2.98	6	2.98	
Carrots		per bunch					2.00	53	2.00					
Carrots		per lb	1.29	92	1.29		1.29	23	1.29		1.29	26	1.29	
Carrots	BABY PEELED	1 lb bag	1.99 - 2.00	36	1.99		2.79	109	2.79					
Cauliflower		each					4.99	14	4.99		3.98	6	3.98	
Cauliflower		per lb					1.49	13	1.49		1.49	17	1.49	
Cilantro		per bunch					1.69	146	1.69					
Cucumbers		each					1.49	14	1.49					
Cucumbers	LONG SEEDLESS - Greenhouse	each					1.99	8	1.99					
Garlic		per lb									7.98	6	7.98	
Kale		per bunch					2.98	122	2.98	100	1.98	81	1.98	
Lettuce	Green Leaf	each	1.99	92	1.99		1.99	23	1.99		1.99	26	1.99	
Lettuce	Red Leaf	each					1.99	23	1.99		1.99	26	1.99	
Lettuce	Red Leaf	per lb	1.99	92	1.99									
Lettuce	Romaine (Hearts)	3 count	2.99 - 4.99	32	4.68									
Mixed Mini Sweet Peppers		1 lb package	4.99	107	4.99						4.99	4	4.99	
Mushrooms	CREMINI	8 oz package					2.50 - 3.99	408	2.96		2.50	28	2.50	
Mushrooms	WHITE	8 oz package	2.99	68	2.99		2.50 - 3.00	400	2.94		2.50 - 3.00	315	2.96	
Onions, Green		per bunch					1.69	146	1.69					
Peppers (Bell Type)	ORANGE	each									2.50	11	2.50	
Peppers (Bell Type)	RED	each									2.50	11	2.50	
Peppers (Bell Type)	YELLOW	each									2.50	11	2.50	
Salad (Mixed Types)		10-12 oz package	5.00	64	5.00		5.00	392	5.00					
Salad (Mixed Types)		5-9 oz package	3.98	9	3.98		1.99 - 3.50	488	3.48		3.50	287	3.50	
Squash	Zucchini	per lb									1.99	7	1.99	
Sweet Potatoes		per lb					2.19	8	2.19					

Wtd Avg - Simple weighted average



Commodity	Variety	Unit	SOUTH CENTRAL U.S.				SOUTHWEST U.S.				NORTHWEST U.S.			
			Price Range	Number of Ads	Wtd Avg Price	% Marked Local	Price Range	Number of Ads	Wtd Avg Price	% Marked Local	Price Range	Number of Ads	Wtd Avg Price	% Marked Local
Tomatoes		per lb	2.49	92	2.49		2.49	23	2.49		2.39 - 2.49	44	2.45	
Tomatoes	Cherry Type	1 pint package					3.50	8	3.50		2.98 - 3.98	87	3.05	
Tomatoes	GRAPE TYPE	1 pint package	3.49	95	3.49		3.50 - 3.99	16	3.75		2.98 - 3.98	87	3.05	
Tomatoes	GRAPE TYPE	10 oz package	2.99	5	2.99									
Tomatoes	Plum Type (Roma)	per lb									2.39	61	2.39	
Tomatoes	VINE RIPES - Greenhouse	per lb					2.49	11	2.49					
Tomatoes	VINE RIPES	per lb	1.98	9	1.98									
Tomatoes	Vine Ripes - Heirloom Varieties - Greenhouse	per lb									4.99	11	4.99	
Tomatoes	VINE RIPES - ON THE VINE - Greenhouse	per lb					3.99	6	3.99		2.99	19	2.99	

**OTHER SPECIALTY CROP ITEMS**

Hemp (Seed) Oil		16 oz					16.99	184	16.99		16.99	4	16.99	
Hemp (Seed) Oil		4 oz	6.39	92	6.39		6.39	23	6.39		6.39	26	6.39	
Hemp Protein		12 oz									12.74	4	12.74	
Hemp Seeds Shelled		12 oz					14.99	184	14.99		13.59 - 14.99	26	13.81	
Hemp Seeds Shelled		16 oz					14.99	184	14.99		14.44	4	14.44	
Hemp Seeds Shelled		7 oz					11.99	184	11.99		10.99 - 11.99	26	11.14	
Hemp Seeds Shelled		8 oz									11.24	4	11.24	

Wtd Avg - Simple weighted average



Commodity	Variety	Unit	ALASKA U.S.				HAWAII U.S.			
			Price Range	Number of Ads	Wtd Avg Price	% Marked Local	Price Range	Number of Ads	Wtd Avg Price	% Marked Local
<b>FRUIT</b>										
Apples	Honeycrisp	2 lb bag	3.49 - 5.99	12	5.78					
Apples	Honeycrisp	per lb					5.12	4	5.12	
Apricots		per lb					6.21	4	6.21	
Avocados	Hass-Marked Large	each	2.68	3	2.68					
Blueberries		18 oz package	5.99	22	5.99					
Cantaloupes		each					5.45	4	5.45	
Grapefruit	RED	4 lb film bags	6.99	1	6.99					
Nectarines	Various Yellow Flesh Varieties	per lb	4.99	11	4.99					
Peaches	Various Yellow Flesh Varieties	per lb	4.78 - 4.99	14	4.95		6.21	4	6.21	
Strawberries		1 lb package	5.49 - 5.99	22	5.74		5.45	4	5.45	
Watermelons	Red Flesh Seedless Miniature	each					6.98	4	6.98	
<b>VEGETABLES</b>										
Asparagus	GREEN	per lb	5.98	3	5.98					
Carrots	BABY PEELED	1 lb bag					2.99	7	2.99	
Cucumbers		each	1.50	1	1.50					
Salad (Mixed Types)		5-9 oz package	3.00	11	3.00					
Tomatoes	GRAPE TYPE	10 oz package	3.50	1	3.50					
Tomatoes	VINE RIPES - ON THE VINE - Greenhouse	per lb	2.68	3	2.68					
<b>OTHER SPECIALTY CROP ITEMS</b>										
Hemp Seeds Shelled		7 oz					12.69	4	12.69	

Wtd Avg - Simple weighted average

**REGIONAL DEFINITIONS**

As used in this report, regions include the following states:	
NORTHEAST U.S.	Connecticut, Delaware, Massachusetts, Maryland, Maine, New Hampshire, New Jersey, New York, Pennsylvania, Rhode Island and Vermont
SOUTHEAST U.S.	Alabama, Florida, Georgia, Mississippi, North Carolina, South Carolina, Tennessee, Virginia and West Virginia
MIDWEST U.S.	Iowa, Illinois, Indiana, Kentucky, Michigan, Minnesota, North Dakota, Nebraska, Ohio, South Dakota and Wisconsin
SOUTH CENTRAL U.S.	Arkansas, Colorado, Kansas, Louisiana, Missouri, New Mexico, Oklahoma, and Texas
SOUTHWEST U.S.	Arizona, California, Nevada and Utah
NORTHWEST U.S.	Idaho, Montana, Oregon, Washington, and Wyoming
ALASKA	Alaska
HAWAII	Hawaii
NATIONAL	Continental United States

1 -- Specialty Crops Market News surveys nearly 271 retailers, comprising over 29,700 individual stores, with online weekly advertised features.

2 -- Date range reflects one week of data collection ending on the report date and encompassing ad pricing good from the Saturday before the report release date through the following Friday.