



Advertised Prices for Specialty Crops Products at Major Retail Supermarket Outlets ending during the period of 6/1/2024 to 6/13/2024

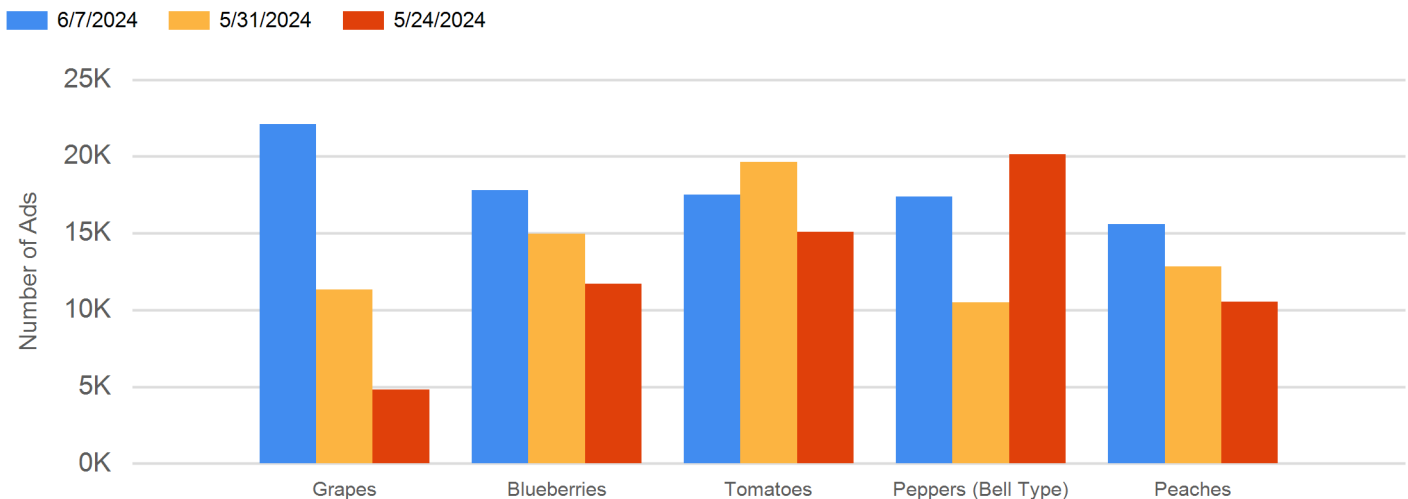
Fresh and Local

Locally and regionally grown produce is the highlight of summer around the country and the season is off to a strong start. Alaska potatoes, Michigan asparagus, California apricots, Georgia corn, Texas watermelon, South Carolina peaches, North Carolina collards, New Jersey Romaine lettuce, and Arkansas squash were a few of the fresh offerings found in grocery stores this week. Retailers offered specials on just about every kind of fruit, particularly new crop stone fruit and melons. Corn, asparagus, mushrooms, cucumbers, tomatoes, and sweet onions were well-featured. Father's Day promotions have begun, with ads for gift and bakery items found in seasonal sections.

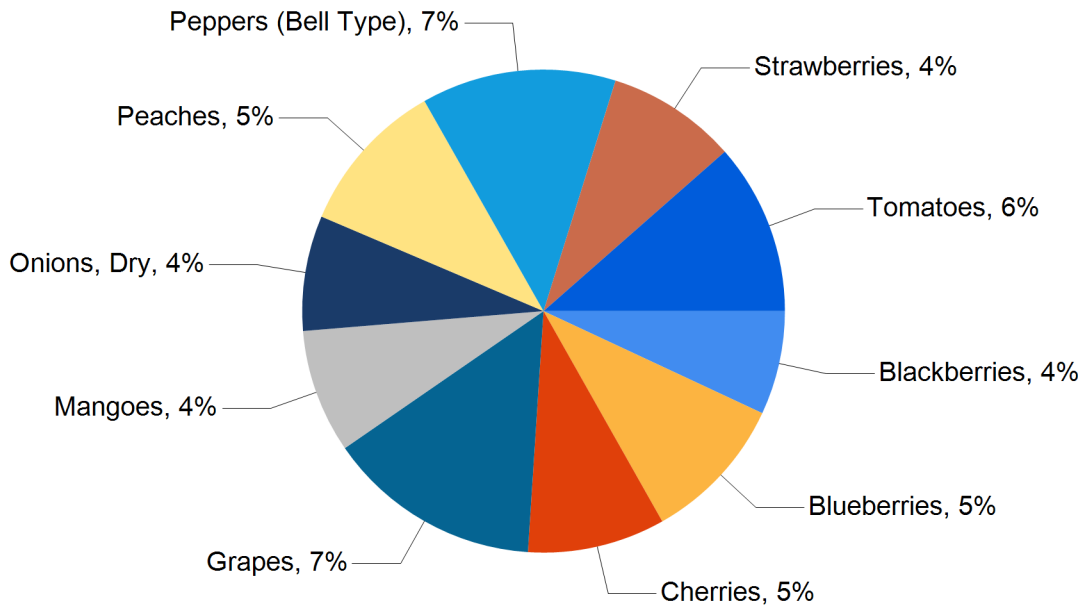
Total ad numbers this week were 308,672, a 7% increase from last week's total of 289,738. The total for the same week last year was 7% lower at 287,305. The total number of ads broken out by commodity groups: fruit 176,221 (57% of all ads), onions and potatoes 19,113 (6%), vegetables 106,662 (35%), herbs 1,055, ornamentals 1,600, and hemp 5,076. The number of ads for organic produce was 44,457, 14% of total ads.

The following are the prices of major advertised items (3,000 plus ads) this week, compared to the same week last year. Significant increases in price for fruit this week included black seedless grapes at 28% and blackberries (5.6 oz.-6 oz.) at 15%. Significant decreases included yellow peaches at 30%, Honeycrisp apples (per lb.) at 14%, organic strawberries (1 lb.) at 13%, red cherries at 11%, and apple juice (64 oz.) at 10%. There were no significant changes in price for potatoes and onions this week. Significant increases in price for vegetables this week included cucumbers (ea.) at 24% and asparagus at 13%. Significant decreases included long seedless cucumbers (ea.) at 12%.

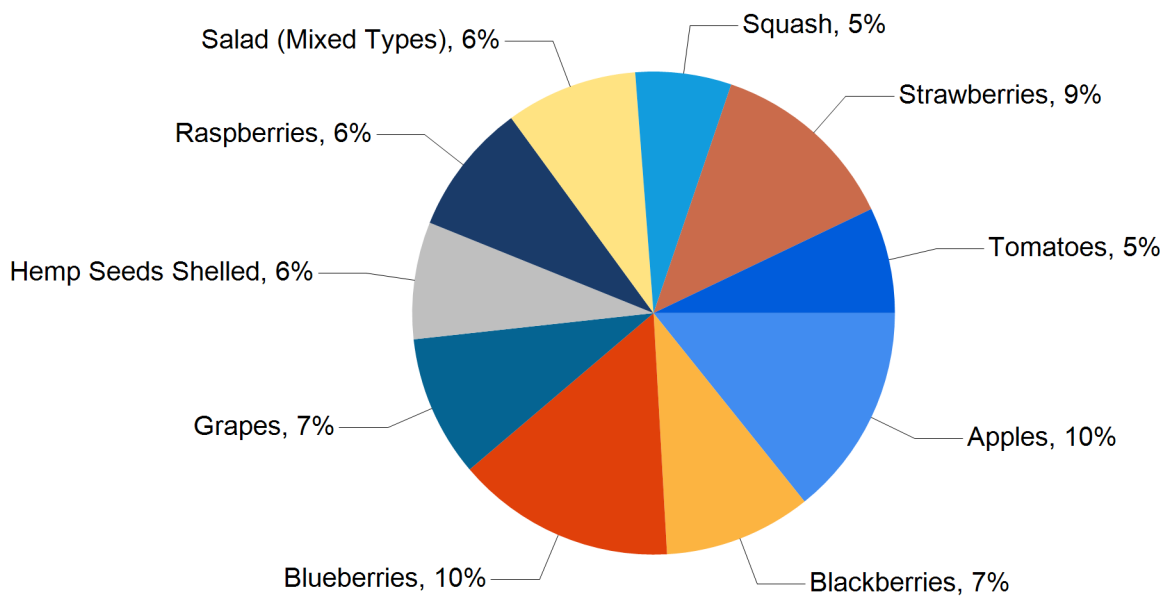
Top 5 Commodities Featured This Week



Top 10 Commodities as Percentage of Total Conventional Ads

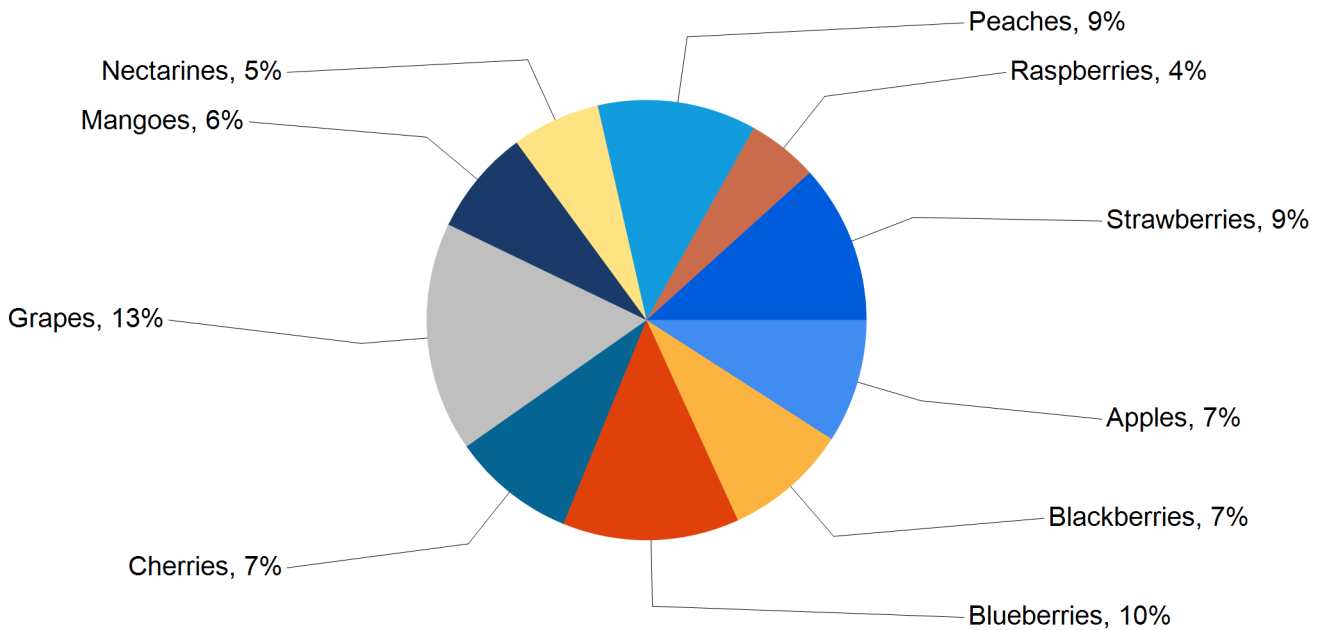


Top 10 Commodities as Percentage of Total Organic Ads

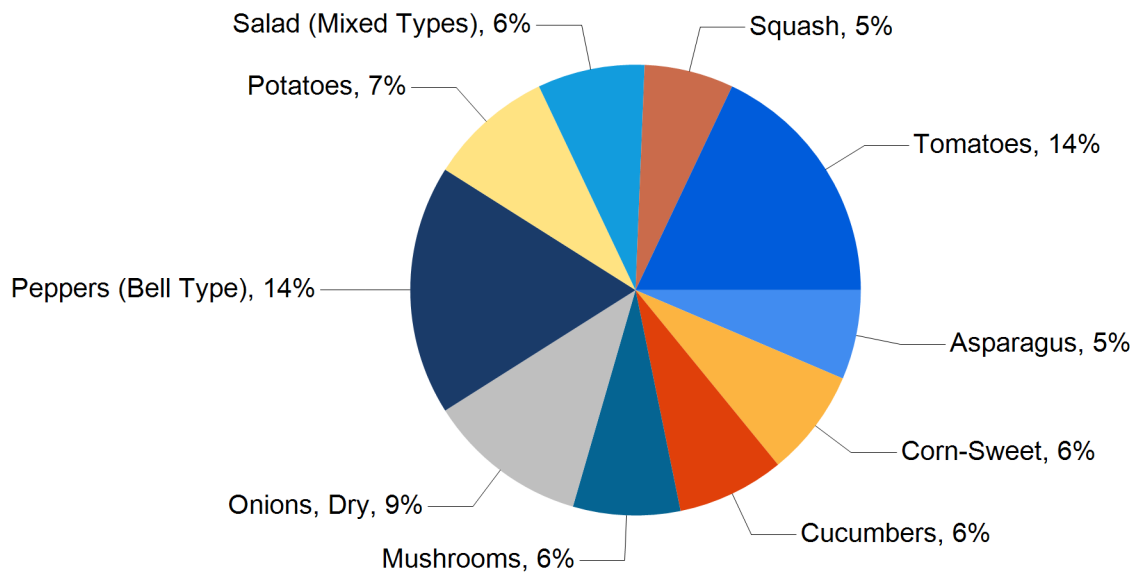


Wtd Avg - Simple weighted average

Top 10 Fruits as Percentage of Total Fruit Ads



Top 10 Vegetables as Percentage of Total Vegetable Ads Including Onions and Potatoes



Wtd Avg - Simple weighted average

NATIONAL CONVENTIONAL SUMMARY
 (not including AK & HI)

Fruit								
Commodity	Variety	Unit	THIS WEEK		LAST WEEK		LAST YEAR	
			Number of Ads	Wtd Avg Price	Number of Ads	Wtd Avg Price	Number of Ads	Wtd Avg Price
Apples	Ambrosia	per lb	17	1.23				
Apples	Braeburn	per lb	9	1.46			71	0.97
Apples	Fuji	3 lb bag	295	3.01	367	3.08	184	3.35
Apples	Fuji	per lb	805	1.31	1,583	1.37	2,174	1.37
Apples	Gala/Royal Gala	2 lb bag	34	2.98	374	3.97	12	2.00
Apples	Gala/Royal Gala	3 lb bag	332	3.16	105	3.42	120	3.97
Apples	Gala/Royal Gala	per lb	273	1.77	206	1.67	1,461	1.67
Apples	Golden Delicious	2 lb bag	53	2.99			12	2.00
Apples	Golden Delicious	3 lb bag	17	2.54	66	3.10	30	4.56
Apples	Golden Delicious	5 lb bag	37	4.99	8	3.99		
Apples	Golden Delicious	per lb	20	1.79	27	1.31		
Apples	Granny Smith	2 lb bag	81	1.63				
Apples	Granny Smith	3 lb bag	436	3.00			537	4.44
Apples	Granny Smith	per lb	1,196	1.53	799	1.54	222	1.86
Apples	Honeycrisp	2 lb bag	26	2.98	395	3.99		
Apples	Honeycrisp	3 lb bag	87	3.71	322	5.99		
Apples	Honeycrisp	per lb	3,746	1.84	3,216	1.66	2,123	2.15
Apples	Jazz	per lb	81	0.98	188	0.99		
Apples	Pink Lady/Cripps Pink	2 lb bag	26	2.98			12	2.00
Apples	Pink Lady/Cripps Pink	3 lb bag	9	2.50	176	2.89	395	4.99
Apples	Pink Lady/Cripps Pink	per lb	697	1.26	761	1.03	1,795	1.27
Apples	Red Delicious	2 lb bag	27	2.99			12	2.00
Apples	Red Delicious	3 lb bag	90	3.71	830	3.57	68	4.05
Apples	Red Delicious	5 lb bag	37	4.99	8	3.99		
Apples	Red Delicious	per lb	172	1.22	342	1.28	255	1.63
Apples, Processed	Juice	64 oz (1/2 gallon)	4,061	2.47	4,417	2.36	3,162	2.75
Apples, Processed	Juice Marked Cider	64 oz (1/2 gallon)	397	3.19	197	3.90	39	2.17
Apricots		per lb	1,718	3.51	1,367	4.27	2,568	3.81
Avocados	Hass	each	2,738	1.29	3,970	1.07	9,025	1.15
Avocados	Hass-Marked Extra Large	each	222	2.85	159	2.20		
Avocados	Hass-Marked Large	each	672	1.99	259	1.89		
Avocados	Hass-Marked Medium	each	841	1.51	470	1.31		
Avocados	Hass-Marked Small	each	72	0.37	151	0.37		

Wtd Avg - Simple weighted average



National Retail Report - Specialty Crops
 Friday, June 7, 2024 - Page 5

Commodity	Variety	Unit	THIS WEEK		LAST WEEK		LAST YEAR	
			Number of Ads	Wtd Avg Price	Number of Ads	Wtd Avg Price	Number of Ads	Wtd Avg Price
Avocados	Various Greenskin Varieties	each	190	2.50	199	2.50		
Avocados	Various Greenskin Varieties	per lb	26	0.78				
Bananas		per lb	747	0.48	941	0.85	543	0.52
Blackberries		1 pint (11-12 oz cntr w/ lid)	1,185	4.37	536	5.52		
Blackberries		5.6-6 oz package	8,087	2.64	7,299	2.53	7,620	2.29
Blueberries		1 pint (11-12 oz cntr w/ lid)	8,259	2.73	6,149	2.85		
Blueberries		18 oz package	2,884	5.05	2,598	5.08	1,064	4.66
Blueberries		6 oz package	2,019	2.63	1,682	2.70	1,973	2.43
Cantaloupes		each	4,105	2.56	3,790	2.95	7,949	2.78
Cantaloupes		per lb	342	0.71	383	0.60	470	0.82
Cherries	Rainier	per lb	218	5.99	485	6.54	2,329	7.01
Cherries	Red Varieties	per lb	12,037	4.25	12,273	4.38	12,111	4.79
Clementines		2 lb bag	28	4.31	20	4.99	8	4.99
Clementines		3 lb bag	263	5.56	82	4.73	700	4.69
Grapefruit	RED	each	85	0.64	50	1.03	476	1.35
Grapes	Black Seedless	per lb	3,195	2.50	1,316	2.85	629	1.96
Grapes	Red Globe Seeded Type	per lb	66	2.18	336	1.99		
Grapes	Red Seedless	per lb	6,506	2.71	4,766	2.75	2,686	2.84
Grapes	White Seedless Type	per lb	9,344	2.20	3,657	3.13	6,987	2.16
Honeydews		each	773	3.55	773	4.04	367	3.97
Honeydews		per lb	34	0.79	257	0.67	9	0.88
Kiwifruit	Hayward	1 lb bag	31	3.34	8	1.99	10	3.99
Kiwifruit	Hayward	1-lb containers with lids	190	4.33	162	3.49		
Kiwifruit	Hayward	each	316	0.66	214	0.63	340	0.68
Kiwifruit	Yellow Flesh	1-lb containers with lids	954	5.32	417	5.11		
Lemons		1 lb bag	37	2.50				
Lemons		2 lb bag	498	3.52	467	3.20	867	3.51
Lemons		3 lb bag	14	5.99				
Lemons		each	745	0.61	1,022	0.59	1,480	0.67
Lemons		per lb	75	0.75	82	0.99	179	0.65
Limes		each	1,579	0.38	1,034	0.38	1,327	0.32
Limes		per lb	305	0.69	180	0.91	272	0.77
Mangoes	Round Varieties	each	7,018	1.12	8,314	1.12		
Mangoes	Round Varieties Marked Extra Large	each	187	2.00	387	1.65		
Mangoes	Round Varieties Marked Large	each	424	1.58	1,218	1.21		
Mangoes	Round Varieties Marked Medium	each	11	0.50				

Wtd Avg - Simple weighted average



Commodity	Variety	Unit	THIS WEEK		LAST WEEK		LAST YEAR	
			Number of Ads	Wtd Avg Price	Number of Ads	Wtd Avg Price	Number of Ads	Wtd Avg Price
Mangoes	Yellow Varieties	each	2,749	1.13	1,953	0.95		
Mangoes	Yellow Varieties Marked Large	each	638	0.94	310	1.12		
Mangoes	Yellow Varieties Marked Small	each	6	0.50				
Nectarines	Various White Flesh Varieties	per lb	1,906	2.95	2,072	3.09	2,026	3.05
Nectarines	Various Yellow Flesh Varieties	per lb	4,959	2.92	4,864	3.04	6,240	3.04
Oranges	Navel	3 lb bag	512	4.86	409	4.92	498	5.36
Oranges	Navel	4 lb bag	446	4.47	3,276	4.26	170	4.38
Oranges	Navel	8 lb bag	289	5.99				
Oranges	Navel	each	1,089	0.94	1,873	1.09	504	0.85
Oranges	Navel	per lb	741	1.33	1,431	1.35	2,104	1.44
Oranges	Navel, Cara Cara	3 lb bag	17	3.99				
Oranges	Valencia	4 lb bag	9	4.99				
Oranges	Valencia	per lb	62	0.93	17	0.92	54	0.99
Papaya	Maradol/Tainung Types	each	43	1.24				
Papaya	Maradol/Tainung Types	per lb	679	0.99	980	0.92	393	0.96
Peaches	Various White Flesh Varieties	per lb	2,548	2.90	2,252	2.98	3,394	3.01
Peaches	Various Yellow Flesh Varieties	per lb	11,198	2.00	10,143	2.33	8,302	2.87
Pears	Bartlett	3 lb bag	19	5.00				
Pears	Bartlett	per lb	274	1.73	438	1.62	814	1.68
Pears	Bosc	3 lb bag	19	5.00				
Pears	Bosc	per lb	169	1.91	82	1.93	52	1.79
Pears	D'Anjou	2 lb bag	133	1.95				
Pears	D'Anjou	3 lb bag	19	5.00				
Pears	D'Anjou	per lb	232	1.99	232	1.43	547	1.70
Pineapples		each	1,465	3.20	1,863	3.00	2,983	2.94
Pineapples		per lb	118	0.86	299	0.90	196	0.69
Plums		per lb	8	4.99	47	2.33	243	2.81
Raspberries		1 pint (11-12 oz cntr w/ lid)	408	4.99	162	5.88		
Raspberries		6 oz package	3,774	2.93	4,290	2.93		
Strawberries		1 lb package	7,142	2.68	8,117	2.90	7,227	2.72
Strawberries		2 lb package	4,455	5.07	3,050	5.36	3,067	4.89
Tangerines/Mandarins		2 lb bag	338	4.49	126	4.61	168	3.06
Tangerines/Mandarins		3 lb bag	2,396	5.03	3,061	4.50	156	4.43
Tangerines/Mandarins		per lb	204	2.74	127	1.74		
Watermelons	Red Flesh Seeded Type	each	219	7.09	203	7.19	35	5.50
Watermelons	Red Flesh Seeded Type	per lb	55	0.50	55	0.50	121	0.50
Watermelons	Red Flesh Seedless Miniature	each	1,502	4.41	1,585	4.04	2,784	3.49

Wtd Avg - Simple weighted average



Commodity	Variety	Unit	THIS WEEK		LAST WEEK		LAST YEAR	
			Number of Ads	Wtd Avg Price	Number of Ads	Wtd Avg Price	Number of Ads	Wtd Avg Price
Watermelons	Red Flesh Seedless Miniature	per lb	9	0.50	115	0.79	11	0.99
Watermelons	Red Flesh Seedless Type	each	3,105	5.51	3,675	5.76	2,854	5.47
Watermelons	Red Flesh Seedless Type	per lb	652	0.55	806	0.58	656	0.62

Potatoes & Onions

Commodity	Variety	Unit	THIS WEEK		LAST WEEK		LAST YEAR	
			Number of Ads	Wtd Avg Price	Number of Ads	Wtd Avg Price	Number of Ads	Wtd Avg Price
Onions, Dry	RED	2 lb bag	56	3.81			108	2.63
Onions, Dry	RED	per lb	427	1.91	1,335	1.58	675	1.07
Onions, Dry	WHITE	per lb	926	0.74	1,298	0.71	1,206	0.92
Onions, Dry	YELLOW	2 lb bag	70	1.61	180	2.03	223	1.75
Onions, Dry	YELLOW	3 lb bag	890	2.93	1,222	2.76	2,740	2.30
Onions, Dry	YELLOW	per lb	369	1.22	543	0.80	513	1.17
Onions, Dry	YELLOW MARKED SWEET	2 lb bag	153	2.00	527	2.41	517	2.73
Onions, Dry	YELLOW MARKED SWEET	3 lb bag	2,963	3.19	1,674	3.59	854	3.29
Onions, Dry	YELLOW MARKED SWEET	5 lb bag	1,026	4.30	733	6.04	192	4.75
Onions, Dry	YELLOW MARKED SWEET	per lb	3,409	1.25	3,328	1.30	3,535	1.18
Potatoes	ROUND RED	3 lb bag	164	3.75	64	2.54	296	5.09
Potatoes	ROUND RED	5 lb bag	1,061	3.60	790	3.93	1,681	3.51
Potatoes	ROUND RED	per lb	396	1.16	546	1.16	551	1.29
Potatoes	ROUND WHITE	5 lb bag	422	3.93	404	3.90	34	2.83
Potatoes	ROUND WHITE	per lb	185	0.97	171	0.99	65	1.39
Potatoes	RUSSET	10 lb bag	592	3.63	978	3.95	358	4.99
Potatoes	RUSSET	3 lb bag	181	2.96	8	2.00	22	2.81
Potatoes	RUSSET	5 lb bag	2,445	2.67	2,696	3.18	2,942	2.76
Potatoes	RUSSET	8 lb bag	39	3.37	363	3.64	242	4.87
Potatoes	RUSSET	per lb	1,041	0.86	935	1.00	436	1.29
Potatoes	YELLOW TYPE	10 lb bag	8	2.99			8	4.69
Potatoes	YELLOW TYPE	3 lb bag	206	3.72	80	2.53	430	4.26
Potatoes	YELLOW TYPE	5 lb bag	1,091	3.56	523	3.90	408	4.56
Potatoes	YELLOW TYPE	per lb	236	1.21	323	1.30	492	1.35

Vegetables

Commodity	Variety	Unit	THIS WEEK		LAST WEEK		LAST YEAR	
			Number of Ads	Wtd Avg Price	Number of Ads	Wtd Avg Price	Number of Ads	Wtd Avg Price
Artichokes		each	84	2.59	81	1.74	56	2.10
Asparagus	GREEN	per lb	5,744	3.13	5,303	2.89	6,060	2.76
Beans	ROUND GREEN TYPE	12 oz bag	1,084	2.92	205	3.07		

Wtd Avg - Simple weighted average



Commodity	Variety	Unit	THIS WEEK		LAST WEEK		LAST YEAR	
			Number of Ads	Wtd Avg Price	Number of Ads	Wtd Avg Price	Number of Ads	Wtd Avg Price
Beans	ROUND GREEN TYPE	per lb	749	1.74	894	1.66	2,177	1.85
Beets		per lb	8	0.49	18	0.99		
Bok Choy		per lb	40	1.29	15	1.49	20	1.64
Broccoli		per bunch	1,328	3.02	1,760	2.88	1,500	3.06
Broccoli		per lb	221	1.76	564	1.69	171	1.00
Broccoli	CROWN CUT	per lb	1,314	1.64	835	1.97	2,268	1.75
Brussels Sprouts		1 lb bag	197	3.49	47	2.58		
Brussels Sprouts		12 oz bag	174	2.93	61	2.57		
Brussels Sprouts		per lb	166	2.53	100	2.26	2	2.59
Cabbage	ROUND GREEN TYPE	per lb	1,713	0.74	1,793	0.70	1,161	0.73
Carrots		1 lb bag	311	0.99	91	1.40	45	1.05
Carrots		2 lb bag	10	1.50	281	1.81	251	1.94
Carrots		5 lb film bag	42	3.00	50	2.84		
Carrots		per bunch	24	1.74			111	1.12
Carrots		per lb	134	0.59	203	0.61	118	0.69
Carrots	BABY PEELED	1 lb bag	2,124	1.20	1,392	1.18	1,341	1.47
Carrots	BABY PEELED	2 lb bag	236	2.43	1,602	2.13	221	2.45
Cauliflower		each	1,719	2.91	1,742	2.94	329	2.72
Cauliflower		per lb	246	1.39	503	1.39	530	1.29
Celery		each	422	1.68	188	1.28	65	2.39
Celery		per lb	32	1.49				
Celery	HEARTS	per package	6	2.49	26	3.64		
Chayote		each	15	0.67	9	0.67	9	0.67
Chayote		per lb	29	1.34	9	1.39	8	1.98
Chinese Cabbage		per lb	143	0.84	7	1.29	107	0.87
Cilantro		per bunch	1,002	0.95	1,328	0.86	551	0.86
Collards		1 lb bag	20	3.50	7	2.99	37	2.99
Collards		per bunch	252	2.00	106	0.98	265	1.95
Collards		per lb	9	0.99	272	1.49	294	1.00
Corn-Sweet		each	5,073	0.52	5,335	0.49	4,775	0.57
Corn-Sweet		trays 4-5 ears film wrapped	1,840	4.01	1,564	3.90		
Cucumbers		each	3,104	0.68	4,502	0.74	3,385	0.55
Cucumbers	LONG SEEDLESS - Greenhouse	each	3,757	1.35	4,607	1.44	3,224	1.54
Eggplant		each	46	0.99	146	2.00		
Eggplant		per lb	1,152	1.30	449	1.20	696	1.35
Garlic		per sleeve	291	1.65	204	1.65	478	1.43
Jalapeno Peppers		per lb	748	1.14	461	1.19	1,466	1.04

Wtd Avg - Simple weighted average



National Retail Report - Specialty Crops
 Friday, June 7, 2024 - Page 9

Commodity	Variety	Unit	THIS WEEK		LAST WEEK		LAST YEAR	
			Number of Ads	Wtd Avg Price	Number of Ads	Wtd Avg Price	Number of Ads	Wtd Avg Price
Kale		1 lb bag	28	3.35			37	2.99
Kale		per bunch	252	2.00	7	0.50	265	1.95
Kale		per lb	9	0.99	292	1.48	272	1.00
Lettuce	Boston	each	27	1.49			9	0.99
Lettuce	Green Leaf	each	185	1.86	398	1.62	499	1.83
Lettuce	Green Leaf	per lb	255	1.62	337	1.99	452	1.95
Lettuce	Iceberg	each	606	1.72	1,580	1.86	1,981	1.70
Lettuce	Red Leaf	each	185	1.86	457	1.67	440	1.81
Lettuce	Red Leaf	per lb	255	1.62	272	1.99	452	1.95
Lettuce	Romaine	each	526	1.50	476	1.59	444	1.67
Lettuce	Romaine	per lb	282	1.87	345	1.99	395	1.70
Lettuce	Romaine (Hearts)	3 count	538	3.08	15	2.31	624	3.03
Mixed Mini Sweet Peppers		1 lb package	564	3.53	414	4.29	1,007	3.64
Mushrooms	CREMINI	8 oz package	3,396	2.00	523	1.92		
Mushrooms	PORTOBELLA	6 oz package	216	3.01	359	3.19	45	3.77
Mushrooms	PORTOBELLA	per lb	11	5.99	8	4.99	37	3.66
Mushrooms	WHITE	6 oz package	185	2.19				
Mushrooms	WHITE	8 oz package	2,750	1.56	2,288	2.10	1,490	1.76
Mushrooms	WHITE	per lb	24	3.41				
Mustard		1 lb bag	20	3.50				
Onions, Green		per bunch	1,485	1.05	1,851	0.83	1,058	0.76
Peppers (Bell Type)	GREEN	each	3,392	0.77	2,031	0.95	3,283	0.74
Peppers (Bell Type)	GREEN	per lb	686	1.57	879	1.49	614	1.43
Peppers (Bell Type)	ORANGE - Greenhouse	each	537	1.54	103	1.55	334	1.29
Peppers (Bell Type)	ORANGE	each	2,396	1.40	1,249	1.25	4,205	1.29
Peppers (Bell Type)	ORANGE	per lb	142	2.46	468	2.66	792	2.87
Peppers (Bell Type)	ORANGE - Greenhouse	per lb	1,204	3.49	363	2.80	36	2.87
Peppers (Bell Type)	RED - Greenhouse	each	537	1.54	117	1.49	341	1.27
Peppers (Bell Type)	RED	each	2,559	1.37	2,060	1.14	4,418	1.27
Peppers (Bell Type)	RED	per lb	271	2.03	596	2.48	914	2.74
Peppers (Bell Type)	RED - Greenhouse	per lb	1,204	3.49	363	2.80	28	2.74
Peppers (Bell Type)	YELLOW - Greenhouse	each	554	1.54	425	2.41	334	1.29
Peppers (Bell Type)	YELLOW	each	2,521	1.36	1,355	1.20	4,222	1.29
Peppers (Bell Type)	YELLOW	per lb	142	2.46	455	2.69	852	2.81
Peppers (Bell Type)	YELLOW - Greenhouse	per lb	1,204	3.49	41	3.64	36	2.81
Radishes		1 lb bag	98	1.73			25	1.99
Radishes		per bunch	649	1.22	1,096	1.02	558	1.19

Wtd Avg - Simple weighted average



Commodity	Variety	Unit	THIS WEEK		LAST WEEK		LAST YEAR	
			Number of Ads	Wtd Avg Price	Number of Ads	Wtd Avg Price	Number of Ads	Wtd Avg Price
Salad (Mixed Types)		1 lb package	230	4.09	30	1.50		
Salad (Mixed Types)		10-12 oz package	2,482	2.94	2,865	2.57	1,861	1.93
Salad (Mixed Types)		5-9 oz package	2,327	3.19	2,636	2.80	2,214	2.64
Serrano Peppers		per lb	30	1.49	8	1.28	33	1.48
Spinach		per bunch	217	1.03	141	1.60	166	1.35
Spinach	FLAT TYPE	5-7 oz package	1,645	2.99	265	2.34		
Spinach	FLAT TYPE	8-10 oz package	386	3.34	163	2.48		
Squash	GREY	per lb	305	0.92	447	0.90	742	0.93
Squash	Kabocha	per lb	19	1.49	70	0.63		
Squash	Yellow Crookneck/Straightneck	per lb	2,224	1.42	2,301	1.48	3,001	1.34
Squash	Zucchini	per lb	2,287	1.46	2,954	1.45	2,930	1.36
Sweet Potatoes		3 lb bag	133	1.95				
Sweet Potatoes		per lb	687	1.06	757	1.09	516	0.93
Tomatillos		per lb	524	1.01	324	0.96	455	0.77
Tomatoes		per lb	544	1.39	2,341	1.94	1,791	1.82
Tomatoes	Cherry Type	1 pint package	125	2.07	52	2.26		
Tomatoes	Cherry Type	10 oz package	278	3.00	486	2.63		
Tomatoes	GRAPE TYPE	1 pint package	2,326	2.67	2,018	2.49	1,472	2.65
Tomatoes	GRAPE TYPE	10 oz package	1,881	2.78	1,681	2.50	2,910	2.50
Tomatoes	Plum Type (Roma)	per lb	1,406	1.36	3,587	1.34	2,100	1.16
Tomatoes	VINE RIPES - Greenhouse	per lb	1,179	1.67	367	1.78	1,766	1.48
Tomatoes	VINE RIPES	per lb	1,709	1.77	1,821	1.51	3,350	1.48
Tomatoes	Vine Ripes - Heirloom Varieties - Greenhouse	per lb	329	3.41	265	2.84	1,361	1.79
Tomatoes	VINE RIPES - ON THE VINE - Greenhouse	per lb	5,500	1.54	5,411	1.62	4,011	1.60
Turnip Tops		1 lb bag	20	3.50	7	2.99		

Other Specialty Crop Items

Commodity	Variety	Unit	THIS WEEK		LAST WEEK		LAST YEAR	
			Number of Ads	Wtd Avg Price	Number of Ads	Wtd Avg Price	Number of Ads	Wtd Avg Price
Hemp Protein		12 oz	9	14.99				
Hemp Protein		16 oz	362	17.41	240	18.82		
Hemp Seeds Shelled		16 oz	415	13.64	410	13.65	586	15.95
Hemp Seeds Shelled		7 oz	142	9.71	142	9.71	245	6.99
Hemp Seeds Shelled		8 oz	1,135	8.35	1,011	8.12		

Wtd Avg - Simple weighted average



Seasonal Items								
Commodity	Variety	Unit	THIS WEEK		LAST WEEK		LAST YEAR	
			Number of Ads	Wtd Avg Price	Number of Ads	Wtd Avg Price	Number of Ads	Wtd Avg Price
Ornamentals	Rose, Hybrid Tea	bunched 12s	1,291	13.55	2,548	12.15	962	12.48
Ornamentals	Tulips	bunched 10s	287	8.99				

Wtd Avg - Simple weighted average



REGIONAL CONVENTIONAL DETAILS

Commodity	Variety	Unit	NORTHEAST U.S.				SOUTHEAST U.S.				MIDWEST U.S.			
			Price Range	Number of Ads	Wtd Avg Price	% Marked Local	Price Range	Number of Ads	Wtd Avg Price	% Marked Local	Price Range	Number of Ads	Wtd Avg Price	% Marked Local
FRUIT														
Apples	Ambrosia	per lb										1.46	9	1.46
Apples	Braeburn	per lb										1.46	9	1.46
Apples	Fuji	3 lb bag	3.00	272	3.00									
Apples	Fuji	per lb	1.69 - 1.98	13	1.82		0.99	39	0.99		0.99 - 1.69	143	1.39	
Apples	Gala/Royal Gala	2 lb bag					2.98 - 2.99	34	2.98					
Apples	Gala/Royal Gala	3 lb bag	3.00	272	3.00		3.98	46	3.98					
Apples	Gala/Royal Gala	per lb	1.29 - 1.99	73	1.54		1.99	12	1.99		1.29 - 1.69	17	1.53	
Apples	Golden Delicious	2 lb bag					2.98 - 2.99	53	2.99					
Apples	Golden Delicious	5 lb bag					4.99	37	4.99					
Apples	Golden Delicious	per lb	1.79	20	1.79									
Apples	Granny Smith	2 lb bag					2.98	26	2.98					
Apples	Granny Smith	3 lb bag	2.99	413	2.99									
Apples	Granny Smith	per lb	1.49	523	1.49		1.29 - 1.79	426	1.74		0.99 - 1.49	134	1.40	
Apples	Honeycrisp	2 lb bag					2.98	26	2.98					
Apples	Honeycrisp	per lb	1.49 - 2.48	340	1.99		0.99 - 1.99	2185	1.83		0.99 - 2.49	310	1.77	
Apples	Pink Lady/Cripps Pink	2 lb bag					2.98	26	2.98					
Apples	Pink Lady/Cripps Pink	per lb	1.49	71	1.49						0.99 - 1.69	137	1.42	
Apples	Red Delicious	2 lb bag					2.99	27	2.99					
Apples	Red Delicious	3 lb bag					3.98	46	3.98					
Apples	Red Delicious	5 lb bag					4.99	37	4.99					
Apples	Red Delicious	per lb	1.29 - 1.79	25	1.69		0.98 - 0.99	49	0.99		0.99 - 1.19	20	1.05	
Apples, Processed	Juice	64 oz (1/2 gallon)	1.99 - 5.69	807	2.69		1.69 - 2.99	685	2.57		1.49 - 3.49	1394	2.49	
Apples, Processed	Juice Marked Cider	64 oz (1/2 gallon)	3.99	183	3.99	100	3.99	14	3.99	100				
Apricots		per lb	2.99 - 4.99	673	3.47		3.49 - 3.98	24	3.69		1.99 - 3.99	294	3.05	
Avocados	Hass	each	0.79 - 2.50	920	1.22		0.99 - 1.67	595	1.21		0.50 - 1.66	521	1.02	
Avocados	Hass-Marked Extra Large	each									1.67	17	1.67	
Avocados	Hass-Marked Large	each					0.88	46	0.88		1.49 - 2.50	241	2.42	
Avocados	Hass-Marked Medium	each					1.25	14	1.25		0.50 - 0.69	25	0.61	
Avocados	Various Greenskin Varieties	each	2.50	190	2.50									
Avocados	Various Greenskin Varieties	per lb					0.78	26	0.78					
Bananas		per lb	0.59 - 0.69	56	0.64		0.69	9	0.69		0.38 - 0.59	453	0.44	

Wtd Avg - Simple weighted average



National Retail Report - Specialty Crops
Friday, June 7, 2024 - Page 13

Commodity	Variety	Unit	NORTHEAST U.S.				SOUTHEAST U.S.				MIDWEST U.S.				
			Price Range	Number of Ads	Wtd Avg Price	% Marked Local	Price Range	Number of Ads	Wtd Avg Price	% Marked Local	Price Range	Number of Ads	Wtd Avg Price	% Marked Local	
Blackberries		1 pint (11-12 oz cntr w/ lid)										2.00 - 3.99	567	3.96	
Blackberries		5.6-6 oz package	1.49 - 3.99	1903	2.53		1.67 - 3.99	1764	2.60			1.67 - 3.00	937	2.80	
Blueberries		1 pint (11-12 oz cntr w/ lid)	1.98 - 3.99	2149	2.72		1.50 - 3.99	2336	2.90			1.50 - 3.99	1911	2.67	
Blueberries		18 oz package	4.99	413	4.99		4.99 - 5.99	902	5.40			3.99 - 5.99	580	4.02	
Blueberries		6 oz package	3.99	30	3.99		1.50 - 3.30	400	1.65			2.99	97	2.99	
Cantaloupes		each	1.99 - 3.99	745	2.53		1.99 - 3.99	1271	3.01	2		1.99 - 3.99	1189	2.56	
Cherries	Rainier	per lb	5.99	104	5.99							5.99	114	5.99	
Cherries	Red Varieties	per lb	1.88 - 5.99	2565	4.36		1.99 - 4.99	3049	4.19			2.47 - 5.54	2206	4.18	
Clementines		2 lb bag	3.99	19	3.99		4.99	9	4.99						
Clementines		3 lb bag	5.99	55	5.99		5.48 - 5.99	190	5.49			3.95	9	3.95	
Grapefruit	RED	each	1.00	8	1.00										
Grapes	Black Seedless	per lb	2.48 - 3.49	400	2.80		2.49 - 3.49	46	2.84			1.99 - 3.49	897	2.78	
Grapes	Red Globe Seeded Type	per lb					1.98 - 2.49	66	2.18						
Grapes	Red Seedless	per lb	1.49 - 3.49	613	2.80		1.27 - 3.49	1582	2.82			0.99 - 3.49	1594	2.78	
Grapes	White Seedless Type	per lb	1.29 - 3.49	1349	2.15		1.27 - 3.49	2815	2.15			1.27 - 3.49	1905	2.06	
Honeydews		each	3.99 - 5.99	192	4.08		3.99	14	3.99			2.50 - 3.50	47	3.33	
Kiwifruit	Hayward	1-lb containers with lids	3.99 - 4.99	126	4.84										
Kiwifruit	Hayward	each	0.67 - 0.83	111	0.76										
Kiwifruit	Yellow Flesh	1-lb containers with lids	3.99 - 5.99	384	5.03		3.33 - 5.89	537	5.54			4.99 - 5.89	33	5.29	
Lemons		1 lb bag					2.50	37	2.50						
Lemons		2 lb bag	2.99 - 3.99	333	3.43							2.99 - 3.99	115	3.93	
Lemons		3 lb bag					5.99	14	5.99						
Lemons		each	0.43 - 0.67	295	0.56		0.34 - 0.89	39	0.55			0.33 - 0.69	251	0.65	
Lemons		per lb										0.99	14	0.99	
Limes		each	0.25 - 0.67	554	0.39		0.25 - 0.34	406	0.33			0.13 - 0.69	263	0.64	
Limes		per lb	0.25	37	0.25							0.79 - 0.99	60	0.96	
Mangoes	Round Varieties	each	0.39 - 1.50	1762	1.00		0.78 - 1.67	3074	1.24			0.78 - 1.50	434	1.18	
Mangoes	Round Varieties Marked Large	each					0.99	30	0.99			0.79	8	0.79	
Mangoes	Round Varieties Marked Medium	each										0.50	11	0.50	
Mangoes	Yellow Varieties	each	0.79 - 1.25	257	1.06		1.25 - 1.39	1281	1.26			1.00 - 1.50	211	1.15	
Mangoes	Yellow Varieties Marked Large	each					1.00	14	1.00			0.99	559	0.99	
Nectarines	Various White Flesh Varieties	per lb	3.49 - 3.99	297	3.54		2.99 - 3.49	66	3.10			1.49 - 2.99	173	2.93	
Nectarines	Various Yellow Flesh Varieties	per lb	1.99 - 3.99	1062	3.16		2.47 - 3.49	1331	2.98			1.99 - 2.99	342	2.72	
Oranges	Navel	3 lb bag					3.99 - 4.99	428	4.96			2.99 - 3.99	29	3.23	
Oranges	Navel	4 lb bag	4.99	29	4.99		3.98 - 5.99	68	5.07			2.99 - 3.99	273	3.94	
Oranges	Navel	8 lb bag	5.99	175	5.99										

Wtd Avg - Simple weighted average



Commodity	Variety	Unit	NORTHEAST U.S.				SOUTHEAST U.S.				MIDWEST U.S.			
			Price Range	Number of Ads	Wtd Avg Price	% Marked Local	Price Range	Number of Ads	Wtd Avg Price	% Marked Local	Price Range	Number of Ads	Wtd Avg Price	% Marked Local
Oranges	Navel	each	0.80 - 1.00	333	0.99		0.79 - 1.00	515	0.95		1.25	96	1.25	
Oranges	Navel	per lb	0.99	10	0.99						0.88 - 1.49	25	1.12	
Oranges	Navel, Cara Cara	3 lb bag					3.99	17	3.99					
Oranges	Valencia	4 lb bag	4.99	9	4.99									
Papaya	Maradol/Tainung Types	each									0.99	13	0.99	
Papaya	Maradol/Tainung Types	per lb	1.29 - 1.99	138	1.45						0.99	28	0.99	
Peaches	Various White Flesh Varieties	per lb	3.49 - 3.99	297	3.54		2.99 - 3.49	79	3.08		1.49 - 2.99	403	2.94	
Peaches	Various Yellow Flesh Varieties	per lb	0.89 - 3.99	1844	1.75		0.78 - 2.99	3725	1.85		0.89 - 2.99	2372	1.77	
Pears	Bartlett	3 lb bag	5.00	19	5.00									
Pears	Bartlett	per lb	1.49 - 1.99	113	1.71						0.99 - 1.99	47	1.18	
Pears	Bosc	3 lb bag	5.00	19	5.00									
Pears	Bosc	per lb									1.99	9	1.99	
Pears	D'Anjou	2 lb bag					1.95	73	1.95		1.95	22	1.95	
Pears	D'Anjou	3 lb bag	5.00	19	5.00									
Pears	D'Anjou	per lb	1.99	65	1.99						1.99	9	1.99	
Pineapples		each	2.99 - 3.99	397	3.15		2.98 - 3.99	555	3.11		1.97 - 3.99	240	3.22	
Plums		per lb	4.99	8	4.99									
Raspberries		6 oz package	1.99 - 3.99	976	3.55		1.67 - 3.99	446	3.29		1.50 - 3.99	962	2.85	
Strawberries		1 lb package	1.89 - 3.99	2198	2.82		1.50 - 3.99	1976	2.49		1.50 - 3.99	1332	2.65	
Strawberries		2 lb package	4.99 - 5.99	605	5.00		2.97 - 5.98	582	5.73		3.49 - 5.99	804	4.90	
Tangerines/Mandarins		2 lb bag	3.98 - 3.99	168	3.99		4.99	74	4.99		4.99	96	4.99	
Tangerines/Mandarins		3 lb bag	4.99 - 5.99	257	5.70		3.99 - 5.99	1575	4.77		5.99	106	5.99	
Watermelons	Red Flesh Seeded Type	each	6.99	183	6.99		6.99	14	6.99		7.99	22	7.99	
Watermelons	Red Flesh Seedless Miniature	each	3.99	287	3.99						3.50 - 3.99	76	3.74	
Watermelons	Red Flesh Seedless Type	each	3.99 - 6.99	1070	5.63		2.50 - 7.99	729	5.99		2.95 - 7.99	331	5.83	
Watermelons	Red Flesh Seedless Type	per lb	0.39 - 0.79	90	0.67						0.49 - 0.69	16	0.59	

POTATOES & ONIONS

Onions, Dry	RED	per lb	1.49 - 1.99	267	1.90						1.19	14	1.19	
Onions, Dry	WHITE	per lb	1.29 - 1.49	84	1.40						0.69 - 1.19	89	0.91	
Onions, Dry	YELLOW	2 lb bag	1.99	30	1.99		0.98	26	0.98		1.99	14	1.99	
Onions, Dry	YELLOW	3 lb bag	1.99 - 3.00	412	2.81		1.99 - 2.59	189	2.50		1.69 - 1.99	29	1.86	
Onions, Dry	YELLOW	per lb					0.50	31	0.50		0.59 - 1.48	266	1.33	
Onions, Dry	YELLOW MARKED SWEET	2 lb bag					1.95	73	1.95		1.95 - 3.00	42	2.12	
Onions, Dry	YELLOW MARKED SWEET	3 lb bag	2.99 - 4.99	796	3.43		1.99 - 3.99	1994	3.01					

Wtd Avg - Simple weighted average



Commodity	Variety	Unit	NORTHEAST U.S.				SOUTHEAST U.S.				MIDWEST U.S.			
			Price Range	Number of Ads	Wtd Avg Price	% Marked Local	Price Range	Number of Ads	Wtd Avg Price	% Marked Local	Price Range	Number of Ads	Wtd Avg Price	% Marked Local
Onions, Dry	YELLOW MARKED SWEET	5 lb bag	4.99 - 5.99	376	5.71		2.99 - 3.98	475	3.02	97	4.29 - 4.99	175	4.75	
Onions, Dry	YELLOW MARKED SWEET	per lb	0.79 - 1.69	1256	1.17		0.98 - 1.49	798	1.29	3	0.89 - 1.49	340	1.26	
Potatoes	ROUND RED	3 lb bag									2.99	38	2.99	73
Potatoes	ROUND RED	5 lb bag	3.00 - 3.99	433	3.02		3.99	403	3.99		3.00 - 4.99	27	4.18	
Potatoes	ROUND RED	per lb	1.29 - 1.49	233	1.33		0.59 - 1.49	12	0.81		0.49	8	0.49	
Potatoes	ROUND WHITE	5 lb bag	2.99 - 3.00	27	2.99		3.99	366	3.99					
Potatoes	RUSSET	10 lb bag	3.99	144	3.99		2.98 - 4.99	176	3.58					
Potatoes	RUSSET	3 lb bag	1.59 - 3.99	166	3.14		0.99	15	0.99					
Potatoes	RUSSET	5 lb bag	1.99 - 3.99	258	2.82		1.50 - 2.99	1563	2.87		0.98 - 3.00	301	2.03	6
Potatoes	RUSSET	8 lb bag					2.99 - 3.49	39	3.37					
Potatoes	RUSSET	per lb	0.79 - 1.29	392	1.00		0.58 - 0.99	70	0.88		0.58 - 1.29	186	0.98	
Potatoes	YELLOW TYPE	10 lb bag									2.99	8	2.99	
Potatoes	YELLOW TYPE	3 lb bag									1.99 - 2.99	40	2.64	
Potatoes	YELLOW TYPE	5 lb bag	2.99 - 3.00	488	3.00		3.99	366	3.99		3.98 - 4.99	39	4.32	
Potatoes	YELLOW TYPE	per lb	1.29	190	1.29									

VEGETABLES

Artichokes		each									1.50	23	1.50	
Asparagus	GREEN	per lb	1.69 - 3.99	388	3.01		1.99 - 3.99	1267	3.13		0.99 - 3.99	1625	2.96	34
Beans	ROUND GREEN TYPE	12 oz bag	2.50 - 3.49	918	2.92		3.00 - 3.49	88	3.08		3.50	26	3.50	
Beans	ROUND GREEN TYPE	per lb	1.69 - 1.99	246	1.78		1.29 - 1.99	365	1.82		0.99 - 1.79	73	1.43	
Broccoli		per bunch					2.99	1195	2.99		2.50 - 3.50	39	3.09	
Broccoli		per lb					1.99	74	1.99		1.69	8	1.69	
Broccoli	CROWN CUT	per lb	0.99 - 2.69	644	1.56		1.49 - 1.99	114	1.90		0.98 - 1.99	210	1.74	
Brussels Sprouts		1 lb bag	3.49	183	3.49		3.49	14	3.49					
Brussels Sprouts		12 oz bag					3.00	74	3.00		3.00 - 3.50	48	3.29	
Brussels Sprouts		per lb	1.69 - 2.99	124	2.82						1.49 - 1.99	42	1.68	
Cabbage	ROUND GREEN TYPE	per lb	0.59 - 0.99	96	0.78		0.58 - 0.99	988	0.82	1	0.39 - 0.69	51	0.53	
Carrots		1 lb bag	0.99	83	0.99		0.99	228	0.99					
Carrots		2 lb bag									1.50	10	1.50	
Carrots		per bunch	1.99	9	1.99									
Carrots	BABY PEELED	1 lb bag	0.99 - 1.67	227	1.27		0.99 - 1.69	1629	1.14		0.99 - 1.69	181	1.45	
Carrots	BABY PEELED	2 lb bag	2.50	185	2.50									
Cauliflower		each	1.99 - 3.99	347	2.46		2.99 - 3.99	1255	3.02		2.49 - 3.49	78	3.08	
Cauliflower		per lb	1.99	21	1.99						0.79 - 1.49	88	0.96	
Celery		each	1.50 - 2.49	258	2.00		1.89	17	1.89		1.39 - 1.99	28	1.81	
Celery	HEARTS	per package	2.49	6	2.49									

Wtd Avg - Simple weighted average



Commodity	Variety	Unit	NORTHEAST U.S.				SOUTHEAST U.S.				MIDWEST U.S.			
			Price Range	Number of Ads	Wtd Avg Price	% Marked Local	Price Range	Number of Ads	Wtd Avg Price	% Marked Local	Price Range	Number of Ads	Wtd Avg Price	% Marked Local
Chayote		each	0.67	15	0.67									
Cilantro		per bunch	0.99	74	0.99									
Collards		1 lb bag	3.50	20	3.50									
Collards		per bunch	2.00	24	2.00		2.00	228	2.00					
Collards		per lb	0.99	9	0.99									
Corn-Sweet		each	0.30 - 0.75	1291	0.52		0.33 - 1.67	1704	0.42		0.20 - 1.99	699	0.53	
Corn-Sweet		trays 4-5 ears film wrapped	2.50 - 5.99	850	4.36		2.50 - 5.00	269	2.70		2.98 - 3.99	56	3.81	
Cucumbers		each	0.50 - 1.50	346	1.06		0.40 - 1.68	1717	0.62		0.49 - 0.99	179	0.66	
Cucumbers	LONG SEEDLESS - Greenhouse	each	0.75 - 1.99	1143	1.27		1.18 - 1.67	1837	1.58		0.99 - 2.00	425	1.20	
Eggplant		per lb	0.99 - 1.69	1069	1.26		1.99	74	1.99					
Garlic		per sleeve	1.67 - 1.99	56	1.88									
Jalapeno Peppers		per lb	1.49 - 2.99	76	2.71		1.49	27	1.49		0.79 - 1.79	74	1.05	
Kale		1 lb bag	2.99 - 3.50	28	3.35									
Kale		per bunch	2.00	24	2.00		2.00	228	2.00					
Kale		per lb	0.99	9	0.99									
Lettuce	Boston	each	1.49	27	1.49	100								
Lettuce	Green Leaf	each	1.25 - 1.50	29	1.42									
Lettuce	Green Leaf	per lb	1.49 - 1.99	255	1.62	74								
Lettuce	Iceberg	each	1.49 - 1.99	183	1.51					1.99	106	1.99		
Lettuce	Red Leaf	each	1.25 - 1.50	29	1.42									
Lettuce	Red Leaf	per lb	1.49 - 1.99	255	1.62	74								
Lettuce	Romaine	each	0.99 - 2.00	269	1.17	80								
Lettuce	Romaine	per lb	1.69 - 1.99	265	1.90	6				1.49	17	1.49		
Lettuce	Romaine (Hearts)	3 count	2.99 - 3.99	109	3.33		2.99 - 3.99	369	3.00		1.99 - 3.50	23	3.04	
Mixed Mini Sweet Peppers		1 lb package	1.99 - 3.99	44	3.67						0.99 - 4.99	300	3.47	
Mushrooms	CREMINI	8 oz package	1.79 - 2.50	629	2.02		1.29 - 2.50	2392	1.97		2.00 - 2.50	104	2.16	
Mushrooms	PORTOBELLA	6 oz package	3.00	162	3.00						2.50 - 3.99	54	3.03	
Mushrooms	WHITE	6 oz package	2.19	185	2.19									
Mushrooms	WHITE	8 oz package	0.99 - 2.99	864	1.49		1.49 - 2.00	158	1.95		0.99 - 2.99	1088	1.34	
Mushrooms	WHITE	per lb								2.99	14	2.99		
Mustard		1 lb bag	3.50	20	3.50									
Onions, Green		per bunch	0.50 - 1.29	628	1.05		0.33 - 0.79	50	0.67		0.33	7	0.33	
Peppers (Bell Type)	GREEN	each	0.50 - 1.50	733	1.06		0.50 - 1.00	1433	0.64		0.50 - 1.69	331	0.99	
Peppers (Bell Type)	GREEN	per lb	0.99 - 1.99	667	1.57									
Peppers (Bell Type)	ORANGE - Greenhouse	each	1.50	413	1.50		2.00	73	2.00		1.34	15	1.34	
Peppers (Bell Type)	ORANGE	each	1.00 - 1.67	87	1.23		0.98 - 1.67	875	1.32		0.99 - 1.67	508	1.50	
Peppers (Bell Type)	ORANGE - Greenhouse	per lb	2.99	9	2.99		3.49	1195	3.49					

Wtd Avg - Simple weighted average



National Retail Report - Specialty Crops
Friday, June 7, 2024 - Page 17

Peppers (Bell Type)	ORANGE	per lb	1.49 - 2.99	109	2.48		1.99	3	1.99		1.99 - 2.99	30	2.46	
Peppers (Bell Type)	RED - Greenhouse	each	1.50	413	1.50		2.00	73	2.00		1.34	15	1.34	
Peppers (Bell Type)	RED	each	1.00 - 1.79	98	1.30		0.98 - 1.67	898	1.31		0.99 - 1.67	538	1.47	
Peppers (Bell Type)	RED - Greenhouse	per lb	2.99	9	2.99		3.49	1195	3.49	100				
Peppers (Bell Type)	RED	per lb	1.49 - 2.99	197	2.16		0.99 - 1.99	37	1.07		1.49 - 2.99	37	2.27	
Peppers (Bell Type)	YELLOW - Greenhouse	each	1.50	413	1.50		1.50 - 2.00	90	1.91		1.34	15	1.34	
Peppers (Bell Type)	YELLOW	each	1.00 - 1.67	87	1.23		0.98 - 1.67	858	1.32		0.99 - 1.67	522	1.48	
Peppers (Bell Type)	YELLOW - Greenhouse	per lb	2.99	9	2.99		3.49	1195	3.49					
Peppers (Bell Type)	YELLOW	per lb	1.49 - 2.99	109	2.48		1.99	3	1.99		1.99 - 2.99	30	2.46	
Radishes		1 lb bag	1.50	20	1.50		1.38 - 2.00	53	1.70		1.97	25	1.97	
Salad (Mixed Types)		1 lb package	5.99	11	5.99						3.79	199	3.79	
Salad (Mixed Types)		10-12 oz package	2.50 - 3.99	910	2.90		0.99 - 4.00	537	3.50		0.99 - 4.00	966	2.71	
Salad (Mixed Types)		5-9 oz package	1.99 - 3.99	933	2.88		1.99 - 4.00	542	3.73		2.50 - 4.00	541	3.36	
Spinach		per bunch	1.29 - 1.50	47	1.36		1.29 - 1.50	16	1.33		0.98 - 0.99	28	0.99	
Spinach	FLAT TYPE	5-7 oz package	3.29 - 3.88	219	3.38		2.50 - 3.00	1260	2.97		3.79	12	3.79	
Spinach	FLAT TYPE	8-10 oz package	2.00 - 2.99	232	2.85		3.99	12	3.99		4.98	9	4.98	
Squash	GREY	per lb									0.79 - 0.99	36	0.96	
Squash	Kabocha	per lb	1.49	19	1.49									
Squash	Yellow Crookneck/Straightneck	per lb	0.99 - 1.89	1010	1.19		1.29 - 1.99	683	1.43		1.49 - 1.99	61	1.66	
Squash	Zucchini	per lb	0.99 - 2.49	1180	1.34		1.29 - 1.99	683	1.43		0.99 - 1.99	79	1.47	
Sweet Potatoes		3 lb bag					1.95	73	1.95		1.95	22	1.95	
Sweet Potatoes		per lb	0.79 - 1.29	411	1.12		0.88 - 0.99	67	0.90		0.79 - 0.99	209	0.98	
Tomatillos		per lb									0.79 - 0.99	50	0.93	
Tomatoes		per lb	0.99 - 1.49	229	1.03		0.99 - 1.99	189	1.39		0.99 - 2.59	55	2.20	
Tomatoes	Cherry Type	1 pint package	2.00	60	2.00		2.50	12	2.50		1.99 - 2.50	46	2.17	
Tomatoes	Cherry Type	10 oz package	2.99	107	2.99						2.99 - 3.99	66	3.08	9
Tomatoes	GRAPE TYPE	1 pint package	1.29 - 3.00	730	1.95		1.50 - 3.49	967	3.10		1.67 - 3.88	502	3.10	
Tomatoes	GRAPE TYPE	10 oz package	3.34 - 3.99	206	3.39		2.00 - 3.00	192	2.52		1.50 - 4.69	832	2.34	
Tomatoes	Plum Type (Roma)	per lb	0.99 - 1.99	403	1.50		0.88 - 0.98	77	0.94		0.69 - 1.49	83	1.02	
Tomatoes	VINE RIPES - Greenhouse	per lb	0.89 - 3.99	239	1.80		1.29 - 1.88	65	1.77		0.99 - 1.99	125	1.53	
Tomatoes	VINE RIPES	per lb	1.49 - 2.49	654	1.73		1.79 - 1.89	393	1.80		0.98 - 3.99	224	1.67	
Tomatoes	Vine Ripes - Heirloom Varieties - Greenhouse	per lb	2.99	190	2.99		3.99	117	3.99		3.99	14	3.99	
Tomatoes	VINE RIPES - ON THE VINE - Greenhouse	per lb	0.99 - 2.49	479	1.46		0.99 - 1.79	3011	1.38	3	0.79 - 3.99	822	1.98	5
Turnip Tops		1 lb bag	3.50	20	3.50									

Wtd Avg - Simple weighted average



Commodity	Variety	Unit	NORTHEAST U.S.				SOUTHEAST U.S.				MIDWEST U.S.			
			Price Range	Number of Ads	Wtd Avg Price	% Marked Local	Price Range	Number of Ads	Wtd Avg Price	% Marked Local	Price Range	Number of Ads	Wtd Avg Price	% Marked Local
OTHER SPECIALTY CROP ITEMS														
Hemp Protein		12 oz	14.99	9	14.99									
Hemp Protein		16 oz				14.99	52	14.99						
Hemp Seeds Shelled		16 oz	13.59	122	13.59	13.59 - 14.44	138	13.91		11.29 - 13.59	80	13.22		
Hemp Seeds Shelled		7 oz								10.19	67	10.19		
Hemp Seeds Shelled		8 oz	7.99 - 9.99	139	8.16	7.99 - 8.99	138	8.37		6.29 - 7.99	325	7.92		
SEASONAL ITEMS														
Ornamentals	Rose, Hybrid Tea	bunched 12s	10.99 - 16.99	841	14.36		10.98	14	10.98		9.99 - 14.99	119	12.65	

Wtd Avg - Simple weighted average



Commodity	Variety	Unit	SOUTH CENTRAL U.S.				SOUTHWEST U.S.				NORTHWEST U.S.			
			Price Range	Number of Ads	Wtd Avg Price	% Marked Local	Price Range	Number of Ads	Wtd Avg Price	% Marked Local	Price Range	Number of Ads	Wtd Avg Price	% Marked Local
FRUIT														
Apples	Ambrosia	per lb					0.98	8	0.98					
Apples	Fuji	3 lb bag	3.50	14	3.50					2.50	9	2.50		
Apples	Fuji	per lb	0.98 - 1.29	123	1.00		0.69 - 1.99	343	1.47		0.99 - 1.79	144	1.15 54	
Apples	Gala/Royal Gala	3 lb bag	3.50	14	3.50									
Apples	Gala/Royal Gala	per lb	0.99	16	0.99		1.79 - 1.99	155	1.98					
Apples	Golden Delicious	3 lb bag	2.59	8	2.59					2.50	9	2.50		
Apples	Granny Smith	2 lb bag					0.99	55	0.99					
Apples	Granny Smith	3 lb bag	3.50	14	3.50					2.50	9	2.50		
Apples	Granny Smith	per lb	1.29 - 1.79	41	1.64		0.69	61	0.69		1.29	11	1.29	
Apples	Honeycrisp	3 lb bag	3.47	47	3.47		3.99	40	3.99					
Apples	Honeycrisp	per lb	0.99 - 2.29	496	1.80		1.29 - 2.49	270	2.00		1.29 - 1.98	145	1.50	
Apples	Jazz	per lb								0.98	81	0.98	100	
Apples	Pink Lady/Cripps Pink	3 lb bag								2.50	9	2.50		
Apples	Pink Lady/Cripps Pink	per lb	0.99	162	0.99		0.99 - 1.49	242	1.38		0.89 - 0.99	85	0.96 71	
Apples	Red Delicious	3 lb bag	2.59 - 3.99	35	3.67					2.50	9	2.50		
Apples	Red Delicious	per lb					0.88 - 1.79	56	1.04		1.79	22	1.79	
Apples, Processed	Juice	64 oz (1/2 gallon)	1.49 - 2.50	497	1.74		1.25 - 3.99	618	2.54		1.49 - 3.99	60	3.00	
Apples, Processed	Juice Marked Cider	64 oz (1/2 gallon)					1.25 - 2.49	200	2.41					
Apricots		per lb	2.99 - 3.98	312	3.36		1.99 - 5.99	373	3.96	94	4.00 - 5.98	42	4.28	
Avocados	Hass	each	0.89 - 2.79	309	2.26		0.33 - 1.67	329	1.12		1.00 - 2.50	64	1.40	
Avocados	Hass-Marked Extra Large	each	2.50	18	2.50		2.99	187	2.99					
Avocados	Hass-Marked Large	each	1.25 - 2.50	185	2.41		0.99 - 2.00	185	1.34		0.99 - 2.50	15	1.09	
Avocados	Hass-Marked Medium	each	0.77	70	0.77		0.99 - 1.67	445	1.59		1.67	287	1.67	
Avocados	Hass-Marked Small	each	0.60	11	0.60		0.33	61	0.33					
Bananas		per lb	0.39 - 0.50	107	0.46		0.50 - 0.59	122	0.54					
Blackberries		1 pint (11-12 oz cntr w/ lid)	3.33 - 3.34	95	3.33		4.99	381	4.99		4.99	142	4.99	
Blackberries		5.6-6 oz package	1.39 - 3.99	1875	2.32		1.88 - 3.99	1432	3.19		1.88 - 2.79	176	2.44	
Blueberries		1 pint (11-12 oz cntr w/ lid)	1.50 - 3.50	1684	2.56		1.88 - 2.79	130	2.72		1.88 - 5.98	49	2.74	
Blueberries		18 oz package	2.99 - 5.99	168	4.17		2.99 - 6.99	458	5.18		2.99 - 6.99	363	6.16	
Blueberries		6 oz package	1.50 - 2.99	215	2.25		0.99 - 3.99	1273	2.95		2.50	4	2.50	
Cantaloupes		each	0.99 - 3.99	847	1.87		2.99 - 3.50	34	3.38		2.50	19	2.50	
Cantaloupes		per lb					0.49 - 0.80	216	0.67		0.69 - 1.00	126	0.79	
Cherries	Red Varieties	per lb	1.50 - 5.99	1959	4.04	1	0.79 - 6.99	1841	4.55	37	2.49 - 5.54	417	4.11 14	
Clementines		3 lb bag	5.98	9	5.98									

Wtd Avg - Simple weighted average



National Retail Report - Specialty Crops
Friday, June 7, 2024 - Page 20

Commodity	Variety	Unit	SOUTH CENTRAL U.S.				SOUTHWEST U.S.				NORTHWEST U.S.			
			Price Range	Number of Ads	Wtd Avg Price	% Marked Local	Price Range	Number of Ads	Wtd Avg Price	% Marked Local	Price Range	Number of Ads	Wtd Avg Price	% Marked Local
Grapefruit	RED	each	0.99	12	0.99	100	0.50	61	0.50		0.99	4	0.99	
Grapes	Black Seedless	per lb	1.49 - 2.99	1009	1.92		1.49 - 2.99	418	2.19		1.49 - 3.49	425	3.28	
Grapes	Red Seedless	per lb	1.27 - 3.49	1315	2.12		1.49 - 3.99	894	2.98		1.49 - 3.49	508	3.13	
Grapes	White Seedless Type	per lb	1.27 - 2.99	1686	1.91		1.27 - 3.99	1081	2.63		1.49 - 3.49	508	3.13	
Honeydews		each	2.50 - 5.00	374	2.73		4.99	146	4.99					
Honeydews		per lb					0.34 - 0.88	27	0.74		0.99	7	0.99	
Kiwifruit	Hayward	1 lb bag	3.34	31	3.34									
Kiwifruit	Hayward	1-lb containers with lids	3.33	64	3.33									
Kiwifruit	Hayward	each	0.59	7	0.59		0.44 - 0.88	124	0.49		0.67 - 0.89	74	0.79	
Lemons		2 lb bag	3.99	10	3.99		2.99	40	2.99					
Lemons		each	0.50	70	0.50						0.78 - 0.79	90	0.78	
Lemons		per lb					0.69	61	0.69					
Limes		each	0.10 - 0.50	308	0.21		0.33	26	0.33		0.33	22	0.33	
Limes		per lb					0.25 - 0.99	208	0.70					
Mangoes	Round Varieties	each	0.68 - 2.50	777	1.13		0.33 - 1.50	870	0.85		0.88 - 2.50	101	1.69	
Mangoes	Round Varieties Marked Extra Large	each					2.00	187	2.00					
Mangoes	Round Varieties Marked Large	each	2.50	138	2.50		0.50 - 2.00	217	1.13		0.99 - 1.67	31	1.36	
Mangoes	Yellow Varieties	each	0.69 - 1.50	609	0.98		0.25 - 1.49	354	0.99		0.79 - 1.39	37	1.15	
Mangoes	Yellow Varieties Marked Large	each	0.50	65	0.50									
Mangoes	Yellow Varieties Marked Small	each					0.50	6	0.50					
Nectarines	Various White Flesh Varieties	per lb	2.49 - 3.99	233	3.37	5	0.99 - 5.49	831	2.61	35	2.99	306	2.99	
Nectarines	Various Yellow Flesh Varieties	per lb	1.27 - 3.99	262	2.31		1.39 - 5.49	1620	2.82	40	2.99 - 3.00	342	2.99	
Oranges	Navel	3 lb bag	4.99	55	4.99	16								
Oranges	Navel	4 lb bag	5.99	27	5.99		5.00	26	5.00		5.99	23	5.99	
Oranges	Navel	8 lb bag	5.99	114	5.99									
Oranges	Navel	each	0.33 - 1.00	145	0.61									
Oranges	Navel	per lb	0.89 - 1.00	22	0.94		0.99 - 1.49	540	1.33	65	0.99 - 1.49	144	1.48	
Oranges	Valencia	per lb					0.50 - 0.99	62	0.93					
Papaya	Maradol/Tainung Types	each					1.29	21	1.29		1.48	9	1.48	
Papaya	Maradol/Tainung Types	per lb	0.50 - 0.99	126	0.91		0.59 - 0.99	387	0.85					
Peaches	Various White Flesh Varieties	per lb	2.49 - 3.99	285	3.30	4	0.99 - 4.99	1161	2.58	47	2.99 - 4.98	323	3.03	
Peaches	Various Yellow Flesh Varieties	per lb	0.75 - 3.99	1261	1.97		0.99 - 4.99	1645	2.78	63	1.98 - 3.99	351	2.99	
Pears	Bartlett	per lb	1.99	114	1.99									
Pears	Bosc	per lb	0.99	14	0.99		1.99	146	1.99					
Pears	D'Anjou	2 lb bag	1.95	4	1.95		1.95	34	1.95					
Pears	D'Anjou	per lb	1.99	12	1.99		1.99	146	1.99					

Wtd Avg - Simple weighted average



Commodity	Variety	Unit	SOUTH CENTRAL U.S.				SOUTHWEST U.S.				NORTHWEST U.S.			
			Price Range	Number of Ads	Wtd Avg Price	% Marked Local	Price Range	Number of Ads	Wtd Avg Price	% Marked Local	Price Range	Number of Ads	Wtd Avg Price	% Marked Local
Pineapples		each	2.98 - 2.99	188	2.99		3.99 - 5.99	35	4.45		2.98 - 4.99	50	4.40	
Pineapples		per lb					0.50 - 0.99	118	0.86					
Raspberries		1 pint (11-12 oz cntr w/ lid)					4.99	266	4.99		4.99	142	4.99	
Raspberries		6 oz package	1.66 - 3.34	790	1.90		1.88 - 4.49	566	3.18		1.88 - 2.50	34	2.10	
Strawberries		1 lb package	1.50 - 3.34	569	2.37	2	0.99 - 4.99	1006	3.00	2	1.99 - 3.99	61	2.61	
Strawberries		2 lb package	2.99 - 4.99	986	4.67		3.99 - 5.99	1129	5.07	2	4.99 - 6.49	349	5.63	
Tangerines/Mandarins		3 lb bag	3.47 - 6.99	163	4.15		5.00	8	5.00		5.99	287	5.99	
Tangerines/Mandarins		per lb	1.99 - 2.99	177	2.91		1.49 - 1.79	27	1.59					
Watermelons	Red Flesh Seeded Type	per lb					0.50	55	0.50					
Watermelons	Red Flesh Seedless Miniature	each	2.98 - 3.50	135	3.24		1.50 - 5.99	906	4.87		2.50 - 4.00	98	3.55	
Watermelons	Red Flesh Seedless Miniature	per lb					0.50	9	0.50					
Watermelons	Red Flesh Seedless Type	each	2.50 - 6.99	596	5.01		2.95 - 6.49	282	4.75		3.89 - 9.98	97	4.82	
Watermelons	Red Flesh Seedless Type	per lb	0.33 - 0.69	121	0.65		0.19 - 0.79	262	0.39		0.49 - 0.69	163	0.66	

POTATOES & ONIONS

Onions, Dry	RED	2 lb bag	2.99 - 3.97	56	3.81									
Onions, Dry	RED	per lb					1.99	146	1.99	100				
Onions, Dry	WHITE	per lb	0.33 - 0.77	436	0.60		0.33 - 1.29	317	0.72					
Onions, Dry	YELLOW	3 lb bag	1.99	6	1.99		1.49 - 3.99	245	3.64		1.78	9	1.78	
Onions, Dry	YELLOW	per lb	1.00	10	1.00		0.49 - 1.59	30	0.95		0.79 - 1.59	32	1.34	
Onions, Dry	YELLOW MARKED SWEET	2 lb bag	1.95	4	1.95		1.95	34	1.95					
Onions, Dry	YELLOW MARKED SWEET	3 lb bag	3.98 - 4.99	173	4.13									
Onions, Dry	YELLOW MARKED SWEET	per lb	0.89 - 1.59	488	1.25		1.89	8	1.89		0.99 - 1.99	519	1.37	
Potatoes	ROUND RED	3 lb bag	3.98 - 3.99	126	3.98									
Potatoes	ROUND RED	5 lb bag	3.99	29	3.99		3.99	169	3.99					
Potatoes	ROUND RED	per lb					0.88 - 0.99	143	0.95					
Potatoes	ROUND WHITE	5 lb bag	3.99	29	3.99									
Potatoes	ROUND WHITE	per lb	0.79 - 0.99	79	0.95		0.99	106	0.99					
Potatoes	RUSSET	10 lb bag	3.49 - 3.97	150	3.64		1.50 - 3.99	113	3.31		2.48	9	2.48	
Potatoes	RUSSET	5 lb bag	0.99 - 2.99	302	2.18						1.48	21	1.48	
Potatoes	RUSSET	per lb	0.59 - 0.99	221	0.74		0.33 - 0.89	34	0.59		0.39 - 0.89	138	0.56	50
Potatoes	YELLOW TYPE	3 lb bag	3.98 - 3.99	126	3.98		3.99	40	3.99					
Potatoes	YELLOW TYPE	5 lb bag	3.99	29	3.99		3.99	169	3.99					
Potatoes	YELLOW TYPE	per lb					0.88	46	0.88					

Wtd Avg - Simple weighted average



Commodity	Variety	Unit	SOUTH CENTRAL U.S.				SOUTHWEST U.S.				NORTHWEST U.S.				
			Price Range	Number of Ads	Wtd Avg Price	% Marked Local	Price Range	Number of Ads	Wtd Avg Price	% Marked Local	Price Range	Number of Ads	Wtd Avg Price	% Marked Local	
VEGETABLES															
Artichokes		each										3.00	61	3.00	
Asparagus	GREEN	per lb	1.98 - 3.99	1093	3.40		1.99 - 3.99	911	3.23		1.99 - 3.49	460	2.98	66	
Beans	ROUND GREEN TYPE	12 oz bag	2.50	52	2.50										
Beans	ROUND GREEN TYPE	per lb					0.99 - 2.49	31	1.54		1.48 - 1.59	34	1.54		
Beets		per lb					0.49	8	0.49						
Bok Choy		per lb					1.29	40	1.29						
Broccoli		per bunch					1.69 - 3.49	94	3.33						
Broccoli		per lb					0.79	8	0.79		1.69	131	1.69		
Broccoli	CROWN CUT	per lb	1.29 - 1.99	182	1.61	25	1.29 - 2.99	155	1.64		1.78	9	1.78		
Brussels Sprouts		12 oz bag	2.50	52	2.50										
Cabbage	ROUND GREEN TYPE	per lb	0.33 - 0.99	396	0.59	18	0.50 - 0.69	173	0.60		0.78	9	0.78		
Carrots		5 lb film bag					3.00	42	3.00						
Carrots		per bunch	0.98	9	0.98						2.50	6	2.50		
Carrots		per lb	0.50	65	0.50		0.49 - 0.69	69	0.67						
Carrots	BABY PEELED	1 lb bag					1.79	8	1.79		1.49	79	1.49		
Carrots	BABY PEELED	2 lb bag					2.00 - 2.49	17	2.06		2.00 - 2.50	34	2.25		
Cauliflower		each	2.99	9	2.99		0.99	7	0.99		3.49	23	3.49		
Cauliflower		per lb	0.99	14	0.99		0.79	8	0.79		1.49 - 1.79	115	1.70		
Celery		each	1.27	47	1.27		0.50 - 1.79	72	0.70						
Celery		per lb					1.49	10	1.49		1.49	22	1.49		
Chayote		per lb					0.99 - 1.59	29	1.34						
Chinese Cabbage		per lb	0.99	103	0.99		0.44	40	0.44						
Cilantro		per bunch	0.33 - 0.69	123	0.49		0.33 - 1.50	805	1.02						
Corn-Sweet		each	0.25 - 1.50	652	0.62		0.33 - 0.79	642	0.59	50	0.80 - 1.00	85	0.81		
Corn-Sweet		trays 4-5 ears film wrapped	3.99	622	3.99		5.99	40	5.99		4.99	3	4.99		
Cucumbers		each	0.49 - 0.99	560	0.65	10	0.33 - 1.67	270	0.55		0.69 - 1.50	32	0.84		
Cucumbers	LONG SEEDLESS - Greenhouse	each	0.50 - 1.50	341	0.59		1.50 - 1.99	11	1.90						
Eggplant		each					0.99	46	0.99						
Eggplant		per lb					0.79	9	0.79						
Garlic		per sleeve	1.50 - 1.67	79	1.53		1.47 - 2.00	156	1.62						
Jalapeno Peppers		per lb	0.99 - 1.99	131	1.26		0.69 - 1.25	440	0.83						
Lettuce	Green Leaf	each	1.69	107	1.69		2.49 - 2.79	18	2.66		1.48 - 2.79	31	2.41		
Lettuce	Iceberg	each	1.49 - 1.88	286	1.67		1.99	8	1.99		2.49	23	2.49		
Lettuce	Red Leaf	each	1.69	107	1.69		2.49 - 2.79	18	2.66		1.48 - 2.79	31	2.41		
Lettuce	Romaine	each	1.69	107	1.69		1.77 - 2.79	119	1.86		1.48 - 2.79	31	2.41		
Lettuce	Romaine (Hearts)	3 count	2.99	29	2.99						3.99	8	3.99		

Wtd Avg - Simple weighted average



National Retail Report - Specialty Crops
Friday, June 7, 2024 - Page 23

Commodity	Variety	Unit	SOUTH CENTRAL U.S.				SOUTHWEST U.S.				NORTHWEST U.S.			
			Price Range	Number of Ads	Wtd Avg Price	% Marked Local	Price Range	Number of Ads	Wtd Avg Price	% Marked Local	Price Range	Number of Ads	Wtd Avg Price	% Marked Local
Mixed Mini Sweet Peppers		1 lb package	3.99	23	3.99		3.49	187	3.49		3.99	10	3.99	
Mushrooms	CREMINI	8 oz package	1.89 - 2.50	205	1.98		2.00 - 3.99	44	2.45		3.99	22	3.99	
Mushrooms	PORTOBELLA	per lb									5.99	11	5.99	
Mushrooms	WHITE	8 oz package	0.99 - 3.49	420	1.41	12	1.99 - 3.99	198	2.83		3.99	22	3.99	
Mushrooms	WHITE	per lb									3.99	10	3.99	
Onions, Green		per bunch	0.75 - 0.89	18	0.80		0.33 - 1.50	737	1.10		0.79 - 0.99	45	0.89	
Peppers (Bell Type)	GREEN	each	0.33 - 1.25	662	0.59		0.50 - 1.49	132	0.70		0.79 - 1.49	101	0.94	
Peppers (Bell Type)	GREEN	per lb					0.79 - 1.99	19	1.48					
Peppers (Bell Type)	ORANGE - Greenhouse	each	1.00 - 1.25	36	1.18									
Peppers (Bell Type)	ORANGE	each	0.50 - 1.67	301	1.13		0.98 - 1.98	229	1.58		1.25 - 1.67	396	1.57	
Peppers (Bell Type)	RED - Greenhouse	each	1.00 - 1.25	36	1.18									
Peppers (Bell Type)	RED	each	0.50 - 1.67	354	1.13		0.69 - 1.98	275	1.43		1.25 - 1.67	396	1.57	
Peppers (Bell Type)	YELLOW - Greenhouse	each	1.00 - 1.25	36	1.18									
Peppers (Bell Type)	YELLOW	each	0.50 - 1.67	301	1.13		0.69 - 1.98	321	1.33		1.00 - 1.67	432	1.52	
Radishes		per bunch	0.50	14	0.50		0.33 - 1.50	612	1.25		0.79	23	0.79	
Salad (Mixed Types)		1 lb package					5.98	20	5.98					
Salad (Mixed Types)		10-12 oz package	0.99 - 3.99	46	2.30						1.79	23	1.79	
Salad (Mixed Types)		5-9 oz package	2.00 - 2.99	166	2.48		3.28 - 3.49	145	3.31					
Serrano Peppers		per lb	1.49	30	1.49									
Spinach		per bunch	0.99 - 1.99	13	1.53		0.59 - 0.99	113	0.80					
Spinach	FLAT TYPE	5-7 oz package	2.49 - 2.99	154	2.54									
Spinach	FLAT TYPE	8-10 oz package	2.49 - 4.49	133	4.04									
Squash	GREY	per lb	0.79 - 0.99	269	0.92									
Squash	Yellow Crookneck/Straightneck	per lb	0.98 - 1.79	193	1.48	63	2.49	146	2.49		1.69	131	1.69	
Squash	Zucchini	per lb	0.98 - 1.79	193	1.48	63	1.49 - 2.49	152	2.45					
Sweet Potatoes		3 lb bag	1.95	4	1.95		1.95	34	1.95					
Tomatillos		per lb	0.97 - 1.69	183	1.09		0.79 - 1.29	291	0.98					
Tomatoes		per lb					0.49 - 2.99	44	2.29		0.99 - 1.49	27	1.25	
Tomatoes	Cherry Type	1 pint package					1.25	7	1.25					
Tomatoes	Cherry Type	10 oz package	2.77 - 2.99	105	2.97									
Tomatoes	GRAPE TYPE	1 pint package	1.79	114	1.79		1.50	2	1.50		1.25	11	1.25	
Tomatoes	GRAPE TYPE	10 oz package	1.69 - 2.99	301	2.44		2.50 - 5.00	219	4.17		3.49	131	3.49	
Tomatoes	Plum Type (Roma)	per lb	0.68 - 1.50	122	0.88		0.49 - 1.99	615	1.46		1.28 - 1.49	106	1.36	
Tomatoes	VINE RIPES - Greenhouse	per lb	0.99 - 1.99	198	1.66		0.99 - 1.99	239	1.82		0.99 - 1.99	313	1.50	

Wtd Avg - Simple weighted average



Commodity	Variety	Unit	SOUTH CENTRAL U.S.				SOUTHWEST U.S.				NORTHWEST U.S.			
			Price Range	Number of Ads	Wtd Avg Price	% Marked Local	Price Range	Number of Ads	Wtd Avg Price	% Marked Local	Price Range	Number of Ads	Wtd Avg Price	% Marked Local
Tomatoes	VINE RIPES	per lb	1.27 - 2.59	245	1.76		1.99	193	1.99					
Tomatoes	Vine Ripes - Heirloom Varieties - Greenhouse	per lb	3.99	8	3.99									
Tomatoes	VINE RIPES - ON THE VINE - Greenhouse	per lb	0.88 - 3.49	394	1.77		0.79 - 2.49	450	1.72		0.99 - 1.99	344	1.53	
OTHER SPECIALTY CROP ITEMS														
Hemp Protein		16 oz	14.99	107	14.99		19.99	184	19.99		11.99 - 14.99	19	12.62	
Hemp Seeds Shelled		16 oz	13.69	75	13.69									
Hemp Seeds Shelled		7 oz	9.29	75	9.29									
Hemp Seeds Shelled		8 oz	6.29 - 9.99	274	8.20		6.29 - 9.99	207	9.58		6.29 - 9.99	52	7.29	
SEASONAL ITEMS														
Ornamentals	Rose, Hybrid Tea	bunched 12s	10.88 - 14.00	82	11.53		10.99 - 13.00	103	11.81		12.00 - 12.99	132	12.07	
Ornamentals	Tulips	bunched 10s									8.99	287	8.99 100	

Wtd Avg - Simple weighted average



Commodity	Variety	Unit	ALASKA U.S.				HAWAII U.S.			
			Price Range	Number of Ads	Wtd Avg Price	% Marked Local	Price Range	Number of Ads	Wtd Avg Price	% Marked Local
FRUIT										
Apples	Envy	2 lb bag					2.99	4	2.99	
Apples	Fuji	2 lb bag	5.49	11	5.49					
Apples	Fuji	3 lb bag					5.39	7	5.39	
Apples	Fuji	per lb	1.59	1	1.59		1.69	23	1.69	
Apples	Gala/Royal Gala	2 lb bag	5.49	11	5.49					
Apples	Gala/Royal Gala	per lb					1.99 - 2.29	10	2.08	
Apples	Granny Smith	per lb	1.59	1	1.59					
Apples	Honeycrisp	2 lb bag	5.99	11	5.99					
Apples	Honeycrisp	per lb	1.59 - 1.99	14	1.92					
Apples, Processed	Juice	64 oz (1/2 gallon)	2.99	11	2.99					
Apricots		per lb					4.49	33	4.49	
Avocados	Hass	each	1.50	2	1.50					
Avocados	Hass-Marked Large	each	2.28 - 3.00	14	2.85					
Avocados	Hass-Marked Medium	each	2.00	11	2.00					
Avocados	Hass-Marked Small	each	1.50	1	1.50					
Bananas		per lb					1.29	3	1.29	
Blackberries		5.6-6 oz package	3.49	11	3.49					
Blueberries		18 oz package	4.99 - 7.99	12	7.74					
Cherries	Red Varieties	per lb	4.88 - 5.99	24	5.82		4.99 - 7.76	31	5.35	
Clementines		3 lb bag	6.99	11	6.99					
Grapefruit	RED	each	1.25	2	1.25		1.89	7	1.89	
Grapes	Black Seedless	per lb	3.99	22	3.99					
Grapes	Red Seedless	per lb	3.68 - 3.99	27	3.93					
Grapes	White Seedless Type	per lb	3.68 - 3.99	27	3.93		4.99	2	4.99	
Honeydews		per lb					0.99	23	0.99	100
Kiwifruit	Hayward	2-lb containers with lids	6.99	11	6.99					
Kiwifruit	Hayward	each					0.99	23	0.99	
Kiwifruit	Yellow Flesh	2-lb containers with lids					9.99	2	9.99	
Lemons		each	0.79	1	0.79					
Mangoes	Round Varieties	per lb	1.78	3	1.78		3.99	23	3.99	
Mangoes	Yellow Varieties	each					1.95	4	1.95	
Nectarines	Various White Flesh Varieties	per lb	3.49	11	3.49					
Nectarines	Various Yellow Flesh Varieties	per lb	3.49 - 5.49	49	4.79		2.99	23	2.99	
Oranges	Navel	3 lb bag					7.89	7	7.89	
Oranges	Navel	per lb	1.99	11	1.99		1.99	23	1.99	

Wtd Avg - Simple weighted average



Commodity	Variety	Unit	ALASKA U.S.				HAWAII U.S.			
			Price Range	Number of Ads	Wtd Avg Price	% Marked Local	Price Range	Number of Ads	Wtd Avg Price	% Marked Local
Papaya	Maradol/Tainung Types	per lb	3.28	3	3.28					
Peaches	Various White Flesh Varieties	per lb	3.49	11	3.49		3.99	33	3.99	
Peaches	Various Yellow Flesh Varieties	per lb	3.49 - 5.49	49	4.79		2.99	23	2.99	
Pears	D'Anjou	per lb					2.19	7	2.19	
Pineapples		each	4.00	1	4.00					
Strawberries		1 lb package	3.50 - 3.99	10	3.94		4.99	27	4.99	
Tangerines/Mandarins		2 lb bag					5.19	3	5.19	
Tangerines/Mandarins		3 lb bag	6.99	11	6.99					
Watermelons	Red Flesh Seeded Type	each	13.99	11	13.99					
Watermelons	Red Flesh Seeded Type	per lb					1.89	7	1.89	
Watermelons	Red Flesh Seedless Miniature	per lb	0.89	1	0.89					
Watermelons	Red Flesh Seedless Type	each	8.99	2	8.99					
POTATOES & ONIONS										
Onions, Dry	RED	per lb					2.49	7	2.49	
Onions, Dry	YELLOW	per lb	1.19 - 1.49	10	1.46					
Onions, Dry	YELLOW MARKED SWEET	per lb	1.99	11	1.99					
Potatoes	ROUND RED	5 lb bag	3.99	11	3.99	100				
Potatoes	RUSSET	5 lb bag	3.49	11	3.49					
VEGETABLES										
Asparagus	GREEN	per lb	3.99	11	3.99					
Broccoli		per lb					2.49 - 3.49	25	3.41	
Broccoli	CROWN CUT	per lb	2.49	1	2.49		2.99	4	2.99	
Brussels Sprouts		per lb	1.78	3	1.78					
Cabbage	ROUND GREEN TYPE	per lb	1.99	28	1.99		1.29	4	1.29	
Carrots		2 lb bag	2.50	1	2.50					
Carrots		per lb					1.49	7	1.49	
Carrots	BABY PEELED	1 lb bag					1.49	3	1.49	
Carrots	BABY PEELED	2 lb bag	3.29 - 5.49	39	4.87					
Cauliflower		per lb					2.99 - 3.49	27	3.42	
Celery		each	2.29	1	2.29					
Celery		per lb					1.49 - 1.69	10	1.55	
Corn-Sweet		each	1.25 - 1.50	10	1.48					
Corn-Sweet		trays 4-5 ears film wrapped	6.99	11	6.99					

Wtd Avg - Simple weighted average



Commodity	Variety	Unit	ALASKA U.S.				HAWAII U.S.			
			Price Range	Number of Ads	Wtd Avg Price	% Marked Local	Price Range	Number of Ads	Wtd Avg Price	% Marked Local
Cucumbers	LONG SEEDLESS - Greenhouse	each	1.38 - 4.99	14	4.22	78				
Cucumbers	LONG SEEDLESS - Greenhouse	per lb					3.29	3	3.29	
Jalapeno Peppers		per lb	1.99	9	1.99					
Lettuce	Green Leaf	per lb					1.39	7	1.39	
Lettuce	Romaine	each					2.47	4	2.47	
Lettuce	Romaine	per lb					2.99	4	2.99	
Lettuce	Romaine (Hearts)	3 count					4.99	23	4.99	
Mushrooms	WHITE	8 oz package					3.99	3	3.99	
Onions, Green		per bunch	0.79	1	0.79					
Peppers (Bell Type)	GREEN	each	2.49	28	2.49					
Peppers (Bell Type)	ORANGE	each	2.00	11	2.00					
Peppers (Bell Type)	RED	each	2.00	11	2.00					
Peppers (Bell Type)	YELLOW	each	2.00	11	2.00					
Tomatoes		per lb					2.49 - 3.49	26	3.37	88
Tomatoes	GRAPE TYPE	10 oz package					2.69	3	2.69	
Tomatoes	VINE RIPES - ON THE VINE - Greenhouse	per lb	1.58 - 2.79	27	2.26					
OTHER SPECIALTY CROP ITEMS										
Hemp Seeds Shelled		16 oz					15.99	4	15.99	
Hemp Seeds Shelled		8 oz	8.24	11	8.24					
SEASONAL ITEMS										
Ornamentals	Rose, Hybrid Tea	bunched 12s	15.00	11	15.00					
Ornamentals	Tulips	bunched 10s	8.99	11	8.99					

Wtd Avg - Simple weighted average



NATIONAL ORGANIC SUMMARY

(not including AK & HI)

Fruit								
Commodity	Variety	Unit	THIS WEEK		LAST WEEK		LAST YEAR	
			Number of Ads	Wtd Avg Price	Number of Ads	Wtd Avg Price	Number of Ads	Wtd Avg Price
Apples	Braeburn	3 lb bag	187	2.98				
Apples	Fuji	2 lb bag	160	3.88	431	4.65	1,763	4.96
Apples	Fuji	3 lb bag	7	4.99				
Apples	Fuji	5 lb bag	413	7.99				
Apples	Fuji	per lb	198	3.03	90	1.46	377	1.08
Apples	Gala/Royal Gala	2 lb bag	50	3.58	285	4.99	1,830	4.93
Apples	Gala/Royal Gala	3 lb bag	7	4.99			187	4.98
Apples	Gala/Royal Gala	5 lb bag	413	7.99				
Apples	Gala/Royal Gala	per lb	193	3.10	81	1.99	360	2.72
Apples	Granny Smith	2 lb bag	106	3.50	285	4.99		
Apples	Granny Smith	3 lb bag	7	4.99				
Apples	Granny Smith	5 lb bag	413	7.99				
Apples	Granny Smith	per lb	9	2.49	75	1.91	95	2.99
Apples	Honeycrisp	2 lb bag	1,552	4.70	190	4.99		
Apples	Honeycrisp	per lb	666	3.52	433	3.51		
Apples	Pink Lady/Cripps Pink	2 lb bag	106	3.50	190	4.99	44	4.49
Apricots		per lb	603	4.54	437	4.46	264	4.10
Avocados	Hass	each	437	2.07	299	2.06	1,226	1.63
Avocados	Hass-Marked Extra Large	each	8	3.50				
Avocados	Hass-Marked Large	each	33	2.50	9	2.00		
Bananas		per lb	516	0.81	286	0.87	865	0.76
Blackberries		5.6-6 oz package	3,100	3.77	652	4.18	747	4.16
Blueberries		1 pint (11-12 oz cntr w/ lid)	1,684	4.12	442	4.68		
Blueberries		18 oz package	772	4.90	1,187	5.94	169	6.99
Blueberries		6 oz package	2,167	3.35	2,894	3.27	655	3.94
Cantaloupes		each	846	4.08	719	3.89	511	3.91
Cantaloupes		per lb	16	1.19	36	1.31	46	1.32
Grapes	Black Seedless	per lb	295	4.46				
Grapes	Red Seedless	per lb	944	4.71	25	4.75	1,336	3.59
Grapes	White Seedless Type	per lb	1,749	3.68	1,220	3.52	1,731	3.79
Kiwifruit	Hayward	1-lb containers with lids	9	4.99				
Lemons		2 lb bag	9	4.99	72	3.87	571	4.32
Lemons		each	85	0.55	42	0.95	2	0.99

Wtd Avg - Simple weighted average



Commodity	Variety	Unit	THIS WEEK		LAST WEEK		LAST YEAR	
			Number of Ads	Wtd Avg Price	Number of Ads	Wtd Avg Price	Number of Ads	Wtd Avg Price
Mangoes	Round Varieties	each	23	2.69	110	2.03		
Mangoes	Yellow Varieties	each	16	2.00	24	1.75		
Nectarines	Various Yellow Flesh Varieties	per lb	1,237	3.51	22	4.44	54	4.07
Oranges	Valencia	each	38	1.25			38	1.00
Peaches	Various White Flesh Varieties	per lb	136	4.28	8	6.99	430	3.69
Peaches	Various Yellow Flesh Varieties	per lb	1,723	3.71	444	4.46	531	3.62
Pears	Bartlett	per lb	17	2.16			9	1.99
Pineapples		each	235	4.80	23	4.99		
Raspberries		6 oz package	2,792	3.78	1,673	3.94		
Strawberries		1 lb package	3,727	3.82	4,773	4.27	5,100	4.37
Strawberries		1 pint (11-12 oz cntr w/ lid)	11	3.99				
Strawberries		2 lb package	249	5.39	223	4.84	100	4.99
Tangerines/Mandarins		2 lb bag	162	5.20	22	4.99		
Watermelons	Red Flesh Seedless Miniature	each	525	5.29	540	5.02	22	2.50
Watermelons	Red Flesh Seedless Miniature	per lb	8	1.79	5	1.49		
Watermelons	Red Flesh Seedless Type	each	9	9.99	9	9.99		
Watermelons	Red Flesh Seedless Type	per lb	32	1.10	40	1.01	32	0.87

Potatoes & Onions

Commodity	Variety	Unit	THIS WEEK		LAST WEEK		LAST YEAR	
			Number of Ads	Wtd Avg Price	Number of Ads	Wtd Avg Price	Number of Ads	Wtd Avg Price
Onions, Dry	YELLOW MARKED SWEET	2 lb bag	334	3.40	524	3.26	6	2.99
Onions, Dry	YELLOW MARKED SWEET	3 lb bag	84	4.04	108	4.06	109	4.30
Potatoes	RUSSET	3 lb bag	106	2.50	19	2.99	9	4.98
Potatoes	RUSSET	per lb	172	1.37	173	1.49	128	1.79

Vegetables

Commodity	Variety	Unit	THIS WEEK		LAST WEEK		LAST YEAR	
			Number of Ads	Wtd Avg Price	Number of Ads	Wtd Avg Price	Number of Ads	Wtd Avg Price
Asparagus	GREEN	per lb	68	3.46				
Beets		per bunch	7	1.50			13	1.79
Broccoli		per bunch	635	3.83	805	3.84	356	3.91
Broccoli		per lb	9	2.29	17	1.49	9	1.99
Carrots		1 lb bag	46	1.99	451	1.31	65	1.99
Carrots		per bunch	107	2.51	81	2.34	36	2.09
Carrots		per lb	171	1.36	154	1.29	128	1.69
Carrots	BABY PEELED	1 lb bag	710	2.02	415	2.66	1,051	1.80

Wtd Avg - Simple weighted average



Commodity	Variety	Unit	THIS WEEK		LAST WEEK		LAST YEAR	
			Number of Ads	Wtd Avg Price	Number of Ads	Wtd Avg Price	Number of Ads	Wtd Avg Price
Cauliflower		each	151	3.98	73	4.18	54	3.82
Cauliflower		per lb	79	1.58	30	1.49	9	1.99
Celery	HEARTS	per package	15	3.59	30	2.66		
Cilantro		per bunch	53	0.99	475	1.75		
Cucumbers		each	6	1.25	14	1.49	37	0.73
Cucumbers	LONG SEEDLESS - Greenhouse	each	217	2.08	158	2.41	248	2.52
Kale		per bunch	148	2.32	212	2.56	454	2.08
Lettuce	Green Leaf	each	154	1.99	154	1.99	128	1.79
Lettuce	Iceberg	each	231	3.14	225	2.80	1,392	2.57
Lettuce	Red Leaf	each	154	1.99	62	1.99	136	1.85
Lettuce	Romaine (Hearts)	3 count	452	4.59	182	3.96	734	4.00
Mushrooms	CREMINI	8 oz package	501	3.04	451	2.97		
Mushrooms	WHITE	8 oz package	388	3.07	902	2.98	533	2.64
Onions, Green		per bunch	195	0.99	672	1.17	94	0.60
Peppers (Bell Type)	GREEN	each	25	1.12				
Peppers (Bell Type)	ORANGE	per lb	8	2.99				
Peppers (Bell Type)	YELLOW	per lb	8	2.99				
Salad (Mixed Types)		1 lb package	65	6.99	78	5.53		
Salad (Mixed Types)		10-12 oz package	301	5.50	1,128	5.28	279	5.47
Salad (Mixed Types)		5-9 oz package	2,414	3.41	1,507	3.50	1,513	3.47
Spinach	FLAT TYPE	5-7 oz package	90	3.62	1,273	3.46		
Spinach	FLAT TYPE	8-10 oz package	7	5.99	131	5.89		
Squash	Yellow Crookneck/Straightneck	per lb	22	2.56			142	2.49
Squash	Zucchini	per lb	2,003	1.95	15	2.15	2,393	2.03
Sweet Potatoes		per lb	308	2.19	26	2.05	42	1.30
Tomatoes		per lb	344	2.77	362	2.75	128	2.59
Tomatoes	Cherry Type	1 pint package	21	2.97	95	3.09	184	3.00
Tomatoes	GRAPE TYPE	1 pint package	1,005	2.90	605	3.20	706	2.89
Tomatoes	GRAPE TYPE	10 oz package	218	3.82	431	3.41	102	2.50
Tomatoes	Plum Type (Roma)	per lb	83	2.18	61	2.39		
Tomatoes	VINE RIPES - Greenhouse	per lb	9	1.99	11	2.49	32	2.74
Tomatoes	Vine Ripes - Heirloom Varieties - Greenhouse	per lb	16	4.99	11	4.99		
Tomatoes	VINE RIPES - ON THE VINE - Greenhouse	per lb	535	3.09	48	3.12	570	3.27

Wtd Avg - Simple weighted average



Other Specialty Crop Items

Commodity	Variety	Unit	THIS WEEK		LAST WEEK		LAST YEAR	
			Number of Ads	Wtd Avg Price	Number of Ads	Wtd Avg Price	Number of Ads	Wtd Avg Price
Hemp (Seed) Oil		16 oz	163	16.99	248	16.75	343	16.99
Hemp Protein		12 oz	193	12.74	13	12.74		
Hemp Protein		16 oz	15	14.39	52	14.44	214	18.99
Hemp Protein		32 oz	154	22.99				
Hemp Seeds Shelled		12 oz	889	13.99	539	14.58	779	15.03
Hemp Seeds Shelled		16 oz	312	14.50	205	15.02	351	13.66
Hemp Seeds Shelled		7 oz	953	10.22	453	11.19	894	9.44
Hemp Seeds Shelled		8 oz	304	11.22	13	10.72		

Wtd Avg - Simple weighted average



REGIONAL ORGANIC DETAILS

Commodity	Variety	Unit	NORTHEAST U.S.				SOUTHEAST U.S.				MIDWEST U.S.			
			Price Range	Number of Ads	Wtd Avg Price	% Marked Local	Price Range	Number of Ads	Wtd Avg Price	% Marked Local	Price Range	Number of Ads	Wtd Avg Price	% Marked Local
FRUIT														
Apples	Braeburn	3 lb bag					2.98	187	2.98					
Apples	Fuji	2 lb bag								3.50 - 3.99	126	3.58		
Apples	Fuji	3 lb bag	4.99	7	4.99									
Apples	Fuji	5 lb bag	7.99	413	7.99									
Apples	Fuji	per lb								1.46 - 1.49	18	1.48		
Apples	Gala/Royal Gala	2 lb bag								3.49	35	3.49		
Apples	Gala/Royal Gala	3 lb bag	4.99	7	4.99									
Apples	Gala/Royal Gala	5 lb bag	7.99	413	7.99									
Apples	Gala/Royal Gala	per lb	1.99	35	1.99		1.99	3	1.99	1.49	9	1.49		
Apples	Granny Smith	2 lb bag								3.50	106	3.50		
Apples	Granny Smith	3 lb bag	4.99	7	4.99									
Apples	Granny Smith	5 lb bag	7.99	413	7.99									
Apples	Granny Smith	per lb	2.49	9	2.49									
Apples	Honeycrisp	2 lb bag	2.49 - 4.99	144	4.15		4.29 - 4.99	1408	4.76					
Apples	Honeycrisp	per lb	1.99 - 3.66	129	3.57		3.66	86	3.66	3.66	67	3.66		
Apples	Pink Lady/Cripps Pink	2 lb bag								3.50	106	3.50		
Apricots		per lb	4.43	122	4.43		4.43	86	4.43	4.43	67	4.43		
Avocados	Hass	each	2.00 - 2.50	237	2.02		2.00	40	2.00					
Avocados	Hass-Marked Large	each	2.49	7	2.49									
Bananas		per lb	0.79 - 0.99	200	0.81		0.99	3	0.99	0.79	119	0.79		
Blackberries		5.6-6 oz package	2.99 - 5.00	763	4.23		3.34 - 3.99	1658	3.52	2.99	39	2.99		
Blueberries		1 pint (11-12 oz cntr w/ lid)	3.99 - 5.00	554	4.35		3.99	367	3.99	2.99 - 4.99	17	3.70		
Blueberries		6 oz package	2.99 - 3.99	194	3.61		2.99 - 3.49	985	3.47	2.99 - 3.49	752	3.00		
Cantaloupes		each	3.89 - 3.99	305	3.95		3.50 - 3.99	100	3.57	2.99 - 3.99	123	3.78		
Grapes	Black Seedless	per lb	4.99	190	4.99					3.50	105	3.50		
Grapes	Red Seedless	per lb	2.99 - 5.99	551	5.43		3.99	34	3.99	3.50 - 3.99	247	3.77		
Grapes	White Seedless Type	per lb	4.99	190	4.99		3.49 - 3.99	1229	3.50	2.99 - 3.99	226	3.67		
Kiwifruit	Hayward	1-lb containers with lids	4.99	9	4.99									
Lemons		2 lb bag	4.99	9	4.99									
Mangoes	Round Varieties	each	1.99	7	1.99									
Nectarines	Various Yellow Flesh Varieties	per lb	4.99	10	4.99		3.49	1195	3.49	3.99	7	3.99		
Oranges	Valencia	each	1.25	38	1.25									
Peaches	Various Yellow Flesh Varieties	per lb	4.21 - 4.99	140	4.31		3.49 - 4.21	1281	3.54	1.49 - 4.49	85	4.02		
Pears	Bartlett	per lb	1.79 - 2.49	17	2.16									

Wtd Avg - Simple weighted average



Commodity	Variety	Unit	NORTHEAST U.S.				SOUTHEAST U.S.				MIDWEST U.S.			
			Price Range	Number of Ads	Wtd Avg Price	% Marked Local	Price Range	Number of Ads	Wtd Avg Price	% Marked Local	Price Range	Number of Ads	Wtd Avg Price	% Marked Local
Pineapples		each	3.99	34	3.99					3.99	106	3.99		
Raspberries		6 oz package	3.99 - 5.00	749	4.25		3.34	1195	3.34					
Strawberries		1 lb package	3.50 - 5.99	734	4.36		3.34 - 3.99	1412	3.39		3.50 - 3.99	120	3.76	
Strawberries		2 lb package									5.99	39	5.99	
Tangerines/Mandarins		2 lb bag	5.99	34	5.99						4.99	128	4.99	
Watermelons	Red Flesh Seedless Miniature	each	4.99 - 6.99	157	5.38						4.99	67	4.99	
Watermelons	Red Flesh Seedless Type	each	9.99	9	9.99									
POTATOES & ONIONS														
Onions, Dry	YELLOW MARKED SWEET	2 lb bag	2.99 - 3.99	314	3.41		2.99	14	2.99		3.99	6	3.99	
Onions, Dry	YELLOW MARKED SWEET	3 lb bag	3.99 - 4.49	84	4.04									
Potatoes	RUSSET	3 lb bag									2.50	106	2.50	
Potatoes	RUSSET	per lb									1.49	13	1.49	
VEGETABLES														
Beets		per bunch									1.50	7	1.50	
Broccoli		per bunch	2.99 - 3.99	52	3.66		3.99	3	3.99		3.99	106	3.99	
Carrots		1 lb bag	1.99	46	1.99									
Carrots		per bunch	2.99	19	2.99						1.50	7	1.50	
Carrots		per lb									1.29	13	1.29	
Carrots	BABY PEELED	1 lb bag	1.99 - 2.99	376	2.13		2.00	3	2.00		1.69 - 2.00	304	1.90	
Cauliflower		each	3.99 - 4.99	36	4.21						3.99	106	3.99	
Cauliflower		per lb									1.49	17	1.49	
Celery	HEARTS	per package	2.99	9	2.99									
Cucumbers	LONG SEEDLESS - Greenhouse	each	1.99 - 2.99	203	2.09		1.99	14	1.99					
Kale		per bunch	1.99 - 2.99	80	2.45									
Lettuce	Green Leaf	each									1.99	13	1.99	
Lettuce	Iceberg	each	2.99	183	2.99		2.99 - 3.99	48	3.70					
Lettuce	Red Leaf	each									1.99	13	1.99	
Lettuce	Romaine (Hearts)	3 count	3.99 - 4.99	18	4.49		4.99	34	4.99		3.99	188	3.99	
Mushrooms	CREMINI	8 oz package	3.29	75	3.29		2.99	74	2.99					
Mushrooms	WHITE	8 oz package	3.50 - 3.99	36	3.72									
Onions, Green		per bunch	1.29	8	1.29		0.98	187	0.98					
Peppers (Bell Type)	GREEN	each									1.25	16	1.25	
Peppers (Bell Type)	ORANGE	per lb	2.99	8	2.99									
Peppers (Bell Type)	YELLOW	per lb	2.99	8	2.99									

Wtd Avg - Simple weighted average



Commodity	Variety	Unit	NORTHEAST U.S.				SOUTHEAST U.S.				MIDWEST U.S.			
			Price Range	Number of Ads	Wtd Avg Price	% Marked Local	Price Range	Number of Ads	Wtd Avg Price	% Marked Local	Price Range	Number of Ads	Wtd Avg Price	% Marked Local
Salad (Mixed Types)		1 lb package	6.99	65	6.99									
Salad (Mixed Types)		10-12 oz package	4.99 - 5.99	155	5.04									
Salad (Mixed Types)		5-9 oz package	2.50 - 3.99	1058	3.49		3.00 - 4.49	375	3.04		2.97 - 3.99	511	3.43	
Spinach	FLAT TYPE	5-7 oz package					3.99	3	3.99		3.50 - 3.99	60	3.86	
Spinach	FLAT TYPE	8-10 oz package	5.99	7	5.99									
Squash	Zucchini	per lb	1.99	442	1.99		1.99	530	1.99		1.89	735	1.89	
Sweet Potatoes		per lb	1.69 - 1.99	81	1.85									
Tomatoes		per lb	2.99	190	2.99						2.49	13	2.49	
Tomatoes	Cherry Type	1 pint package									1.50	7	1.50	
Tomatoes	GRAPE TYPE	1 pint package	2.99	646	2.99		1.98 - 4.49	301	2.73		1.50 - 2.99	18	2.41	
Tomatoes	GRAPE TYPE	10 oz package	3.99	185	3.99						2.50	10	2.50	
Tomatoes	Plum Type (Roma)	per lb									2.99	22	2.99	
Tomatoes	VINE RIPES - Greenhouse	per lb	1.99	9	1.99									
Tomatoes	VINE RIPES - ON THE VINE - Greenhouse	per lb	2.99 - 3.10	130	3.09		2.99 - 3.10	100	3.08		2.98 - 3.10	76	3.09	

OTHER SPECIALTY CROP ITEMS

Hemp (Seed) Oil		16 oz					16.99	52	16.99				
Hemp Protein		12 oz	12.74	9	12.74								
Hemp Protein		32 oz									22.99	13	22.99
Hemp Seeds Shelled		12 oz	12.79 - 14.99	131	12.94		14.99 - 15.19	138	15.11		11.49 - 15.99	147	14.50
Hemp Seeds Shelled		16 oz	14.44 - 16.59	17	15.45								
Hemp Seeds Shelled		7 oz	10.19 - 11.99	131	10.31		11.99	52	11.99		8.99 - 10.39	312	9.29
Hemp Seeds Shelled		8 oz	10.49	9	10.49								

Wtd Avg - Simple weighted average



Commodity	Variety	Unit	SOUTH CENTRAL U.S.				SOUTHWEST U.S.				NORTHWEST U.S.			
			Price Range	Number of Ads	Wtd Avg Price	% Marked Local	Price Range	Number of Ads	Wtd Avg Price	% Marked Local	Price Range	Number of Ads	Wtd Avg Price	% Marked Local
FRUIT														
Apples	Fuji	2 lb bag	4.99	34	4.99									
Apples	Fuji	per lb					1.77 - 3.49	180	3.18					
Apples	Gala/Royal Gala	2 lb bag	3.49 - 3.99	15	3.79									
Apples	Gala/Royal Gala	per lb					3.49	146	3.49					
Apples	Honeycrisp	per lb	3.66	75	3.66		3.49 - 3.66	255	3.56		1.59 - 3.66	54	2.60	
Apricots		per lb	4.43	75	4.43		4.43 - 4.99	231	4.73	52	4.43	22	4.43	
Avocados	Hass	each									1.79 - 2.50	160	2.15	
Avocados	Hass-Marked Extra Large	each					3.50	8	3.50					
Avocados	Hass-Marked Large	each					2.50	26	2.50					
Bananas		per lb	0.79	92	0.79		0.79 - 0.89	76	0.86		0.79	26	0.79	
Blackberries		5.6-6 oz package	2.99 - 4.00	384	3.83		3.99	256	3.99					
Blueberries		1 pint (11-12 oz cntr w/ lid)	3.99	293	3.99		3.99	365	3.99		3.99 - 4.99	88	4.17	
Blueberries		18 oz package	4.99	148	4.99		3.99 - 4.99	404	4.69		4.99 - 7.99	220	5.21	
Blueberries		6 oz package	1.98 - 4.00	85	3.60		3.00 - 3.99	28	3.28		3.99	123	3.99	
Cantaloupes		each	3.89 - 5.99	170	5.06		3.89	109	3.89		3.30 - 3.89	39	3.63	
Cantaloupes		per lb									1.19	16	1.19	
Grapes	Red Seedless	per lb					1.99 - 4.99	84	3.39		3.69	28	3.69	
Grapes	White Seedless Type	per lb					1.99 - 3.99	76	3.22		3.69	28	3.69	
Lemons		each									0.50 - 1.25	85	0.55	
Mangoes	Round Varieties	each									3.00	16	3.00	
Mangoes	Yellow Varieties	each									2.00	16	2.00	
Nectarines	Various Yellow Flesh Varieties	per lb					2.99	6	2.99		3.99	19	3.99	
Peaches	Various White Flesh Varieties	per lb					4.21 - 5.99	114	4.29		4.21	22	4.21	
Peaches	Various Yellow Flesh Varieties	per lb	4.21	75	4.21		2.99 - 5.99	120	4.22		4.21	22	4.21	
Pineapples		each	5.99	95	5.99									
Raspberries		6 oz package	3.99 - 4.49	611	4.00		3.99	223	3.99		3.99	14	3.99	
Strawberries		1 lb package	3.50 - 4.00	230	3.94		2.99 - 4.99	1086	4.13		2.50 - 3.89	145	2.71	
Strawberries		1 pint (11-12 oz cntr w/ lid)					3.99	11	3.99					
Strawberries		2 lb package	4.99 - 5.99	209	5.28						4.99	1	4.99	
Watermelons	Red Flesh Seedless Miniature	each	4.99 - 5.99	170	5.55		4.99	109	4.99		4.99	22	4.99	
Watermelons	Red Flesh Seedless Miniature	per lb					1.79	8	1.79					
Watermelons	Red Flesh Seedless Type	per lb					0.79 - 1.49	16	1.01		1.19	16	1.19	
POTATOES & ONIONS														

Wtd Avg - Simple weighted average



Commodity	Variety	Unit	SOUTH CENTRAL U.S.				SOUTHWEST U.S.				NORTHWEST U.S.			
			Price Range	Number of Ads	Wtd Avg Price	% Marked Local	Price Range	Number of Ads	Wtd Avg Price	% Marked Local	Price Range	Number of Ads	Wtd Avg Price	% Marked Local
Potatoes	RUSSET	per lb	1.49	92	1.49		1.49	23	1.49		0.39 - 1.49	44	1.04	
VEGETABLES														
Asparagus	GREEN	per lb									3.29 - 4.99	68	3.46	10
Broccoli		per bunch	2.98	9	2.98		3.49 - 4.49	432	3.93		1.99 - 2.98	33	2.43	
Broccoli		per lb									2.29	9	2.29	
Carrots		per bunch									2.48	81	2.48	
Carrots		per lb	1.29	92	1.29		1.29	23	1.29		1.29 - 2.00	43	1.57	
Carrots	BABY PEELED	1 lb bag	1.99	27	1.99									
Cauliflower		each	2.98	9	2.98									
Cauliflower		per lb					1.49	53	1.49		2.29	9	2.29	
Celery	HEARTS	per package	4.49	6	4.49									
Cilantro		per bunch					0.99	53	0.99					
Cucumbers		each									1.25	6	1.25	
Kale		per bunch					1.67 - 2.50	47	2.03		2.48	21	2.48	
Lettuce	Green Leaf	each	1.99	92	1.99		1.99	23	1.99		1.99	26	1.99	
Lettuce	Red Leaf	each	1.99	92	1.99		1.99	23	1.99		1.99	26	1.99	
Lettuce	Romaine (Hearts)	3 count	4.99	190	4.99		4.99 - 5.99	22	5.63					
Mushrooms	CREMINI	8 oz package					3.00	352	3.00					
Mushrooms	WHITE	8 oz package					3.00	352	3.00					
Peppers (Bell Type)	GREEN	each	0.88	9	0.88									
Salad (Mixed Types)		10-12 oz package					5.99	146	5.99					
Salad (Mixed Types)		5-9 oz package	3.00	29	3.00		3.50 - 3.99	384	3.53	6	2.99 - 4.49	57	3.58	
Spinach	FLAT TYPE	5-7 oz package									2.98 - 3.33	27	3.06	
Squash	Yellow Crookneck/Straightneck	per lb					2.49 - 2.69	22	2.56					
Squash	Zucchini	per lb	1.89	274	1.89		2.49 - 2.69	22	2.56					
Sweet Potatoes		per lb					2.49	146	2.49		1.98	81	1.98	
Tomatoes		per lb	2.49	92	2.49		2.49	23	2.49		2.49	26	2.49	
Tomatoes	Cherry Type	1 pint package					3.50	8	3.50		3.98	6	3.98	
Tomatoes	GRAPE TYPE	1 pint package	2.28 - 2.50	26	2.36		3.50	8	3.50		3.98	6	3.98	
Tomatoes	GRAPE TYPE	10 oz package									2.99	23	2.99	
Tomatoes	Plum Type (Roma)	per lb					1.79 - 2.49	61	1.88					
Tomatoes	Vine Ripes - Heirloom Varieties - Greenhouse	per lb					4.99	16	4.99					
Tomatoes	VINE RIPES - ON THE VINE - Greenhouse	per lb	3.10	75	3.10		3.10 - 3.99	115	3.15		2.79 - 3.10	39	2.96	
OTHER SPECIALTY CROP ITEMS														
Hemp (Seed) Oil		16 oz	16.99	107	16.99						16.99	4	16.99	

Wtd Avg - Simple weighted average



Commodity	Variety	Unit	SOUTH CENTRAL U.S.				SOUTHWEST U.S.				NORTHWEST U.S.			
			Price Range	Number of Ads	Wtd Avg Price	% Marked Local	Price Range	Number of Ads	Wtd Avg Price	% Marked Local	Price Range	Number of Ads	Wtd Avg Price	% Marked Local
Hemp Protein		12 oz					12.74	184	12.74					
Hemp Protein		16 oz								14.39	15	14.39		
Hemp Protein		32 oz	22.99	92	22.99		22.99	23	22.99	22.99	26	22.99		
Hemp Seeds Shelled		12 oz	11.49 - 14.99	199	13.37		11.49 - 14.99	207	14.60		11.49 - 14.99	67	12.59	
Hemp Seeds Shelled		16 oz	14.44	107	14.44		14.44	184	14.44		14.44	4	14.44	
Hemp Seeds Shelled		7 oz	7.69 - 11.99	199	10.00		7.69 - 11.99	207	11.51		7.69 - 11.99	52	9.42	
Hemp Seeds Shelled		8 oz	11.24	107	11.24		11.24	184	11.24		11.24	4	11.24	

Wtd Avg - Simple weighted average



Commodity	Variety	Unit	ALASKA U.S.				HAWAII U.S.			
			Price Range	Number of Ads	Wtd Avg Price	% Marked Local	Price Range	Number of Ads	Wtd Avg Price	% Marked Local
FRUIT										
Apples	Honeycrisp	per lb					5.12	4	5.12	
Apricots		per lb					6.21	4	6.21	
Blackberries		5.6-6 oz package	4.89 - 4.99	12	4.98					
Blueberries		6 oz package	2.88	3	2.88					
Cantaloupes		each					5.45	4	5.45	
Peaches	Various White Flesh Varieties	per lb					5.90	4	5.90	
Peaches	Various Yellow Flesh Varieties	per lb	3.98	3	3.98		5.90	4	5.90	
Strawberries		1 lb package	3.99	11	3.99		5.45	4	5.45	
Watermelons	Red Flesh Seedless Miniature	each					6.98	4	6.98	
POTATOES & ONIONS										
Onions, Dry	YELLOW	3 lb bag	5.49	11	5.49					
VEGETABLES										
Broccoli	CROWN CUT	per lb	2.78	3	2.78					
Carrots		per bunch	2.68	3	2.68					
Mixed Mini Sweet Peppers		1 lb package	5.19	1	5.19					
Salad (Mixed Types)		5-9 oz package					4.59	4	4.59	
Squash	Zucchini	per lb	2.49	1	2.49					
Tomatoes	VINE RIPES - ON THE VINE - Greenhouse	per lb					4.34	4	4.34	
OTHER SPECIALTY CROP ITEMS										
Hemp Seeds Shelled		7 oz	9.74	11	9.74		12.69	4	12.69	

Wtd Avg - Simple weighted average

REGIONAL DEFINITIONS

As used in this report, regions include the following states:	
NORTHEAST U.S.	Connecticut, Delaware, Massachusetts, Maryland, Maine, New Hampshire, New Jersey, New York, Pennsylvania, Rhode Island and Vermont
SOUTHEAST U.S.	Alabama, Florida, Georgia, Mississippi, North Carolina, South Carolina, Tennessee, Virginia and West Virginia
MIDWEST U.S.	Iowa, Illinois, Indiana, Kentucky, Michigan, Minnesota, North Dakota, Nebraska, Ohio, South Dakota and Wisconsin
SOUTH CENTRAL U.S.	Arkansas, Colorado, Kansas, Louisiana, Missouri, New Mexico, Oklahoma, and Texas
SOUTHWEST U.S.	Arizona, California, Nevada and Utah
NORTHWEST U.S.	Idaho, Montana, Oregon, Washington, and Wyoming
ALASKA	Alaska
HAWAII	Hawaii
NATIONAL	Continental United States

1 -- Specialty Crops Market News surveys nearly 271 retailers, comprising over 29,700 individual stores, with online weekly advertised features.

2 -- Date range reflects one week of data collection ending on the report date and encompassing ad pricing good from the Saturday before the report release date through the following Friday.