



Advertised Prices for Specialty Crops Products at Major Retail Supermarket Outlets ending during the period of 6/8/2024 to 6/20/2024

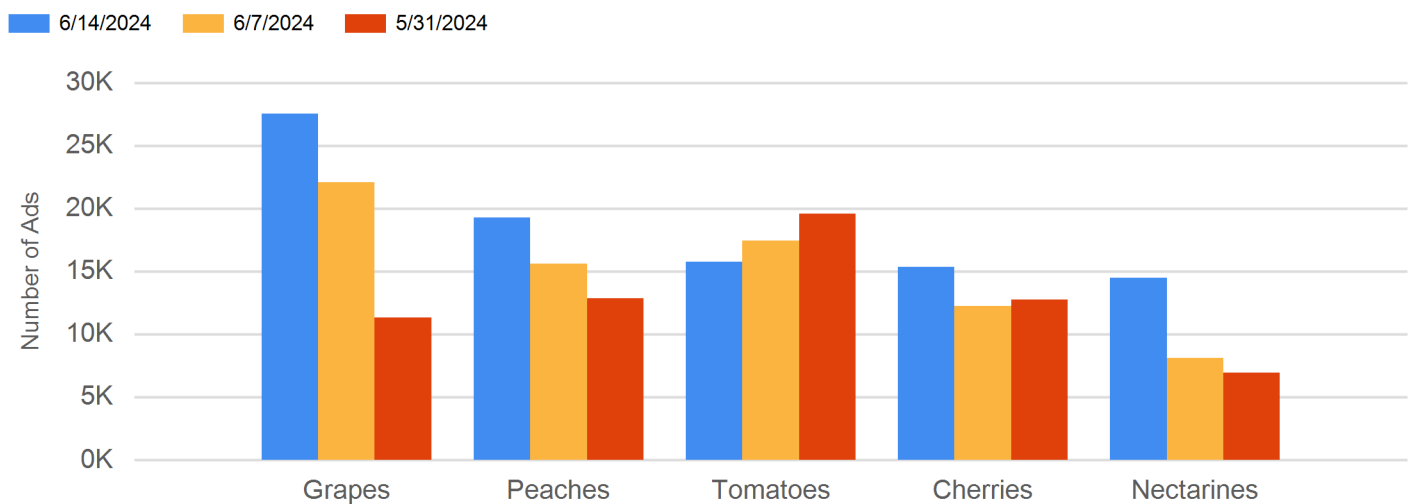
Dads and Grads

Retailers focused on graduation and Father's Day celebrations this week by offering a wide array of festive produce favorites. Conventional and organic fruit was promoted heavily, especially peaches, nectarines, cherries, cantaloupes, and watermelons. Several store chains offered summertime convenience items like trays of burger fixings containing onions, lettuce, and tomatoes and ready-made kabobs featuring zucchini, pineapple, cherry tomatoes, and bell peppers. Other grill-friendly items such as sweet onions, corn, asparagus, and Portobella mushrooms were also popular. Floral and seasonal departments carried gifts and themed floral arrangements geared to make graduation and Father's Day extra memorable this year.

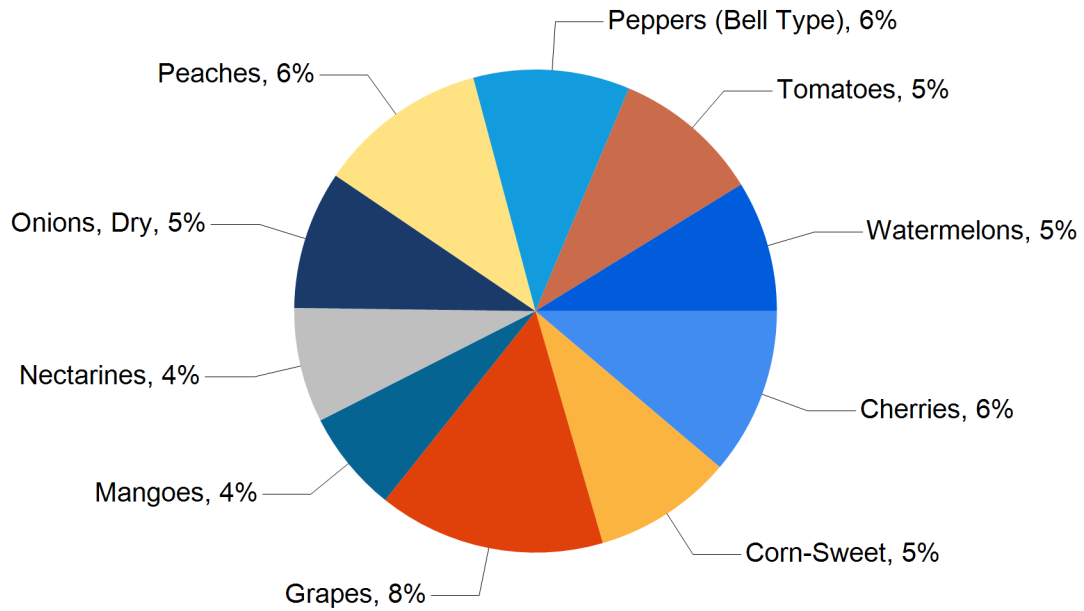
Total ad numbers this week were 308,356, about steady from last week's total of 308,672. The total for the same week last year was 6% lower at 289,655. The total number of ads broken out by commodity groups: fruit 176,904 (57% of all ads), onions and potatoes 21,657 (7%), vegetables 102,900 (33%), herbs 222, ornamentals 426, and hemp 6,469. The number of ads for organic produce was 47,929, 16% of total ads.

The following are the prices of major advertised items (3,000 plus ads) this week, compared to the same week last year. Significant increases in price for fruit this week included white nectarines at 31%, white peaches at 29%, and organic red seedless grapes at 11%. Significant decreases included red cherries at 16%, blackberries (5.6-6 oz.) at 14%, strawberries (1 lb.) at 12%, and conventional red seedless grapes at 11%. Significant increases in price for potatoes and onions this week included Russet potatoes (5 lb. bag) at 16%. There were no significant decreases. There were no significant increases in price for vegetables this week. Significant decreases included only packaged salad (5-9 oz.) at 10%.

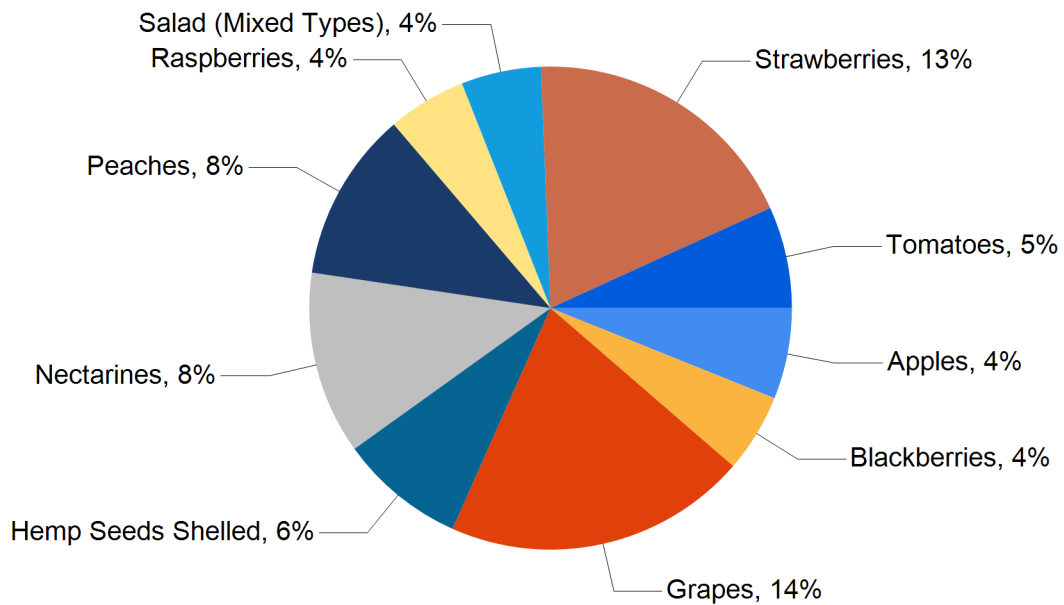
Top 5 Commodities Featured This Week



Top 10 Commodities as Percentage of Total Conventional Ads

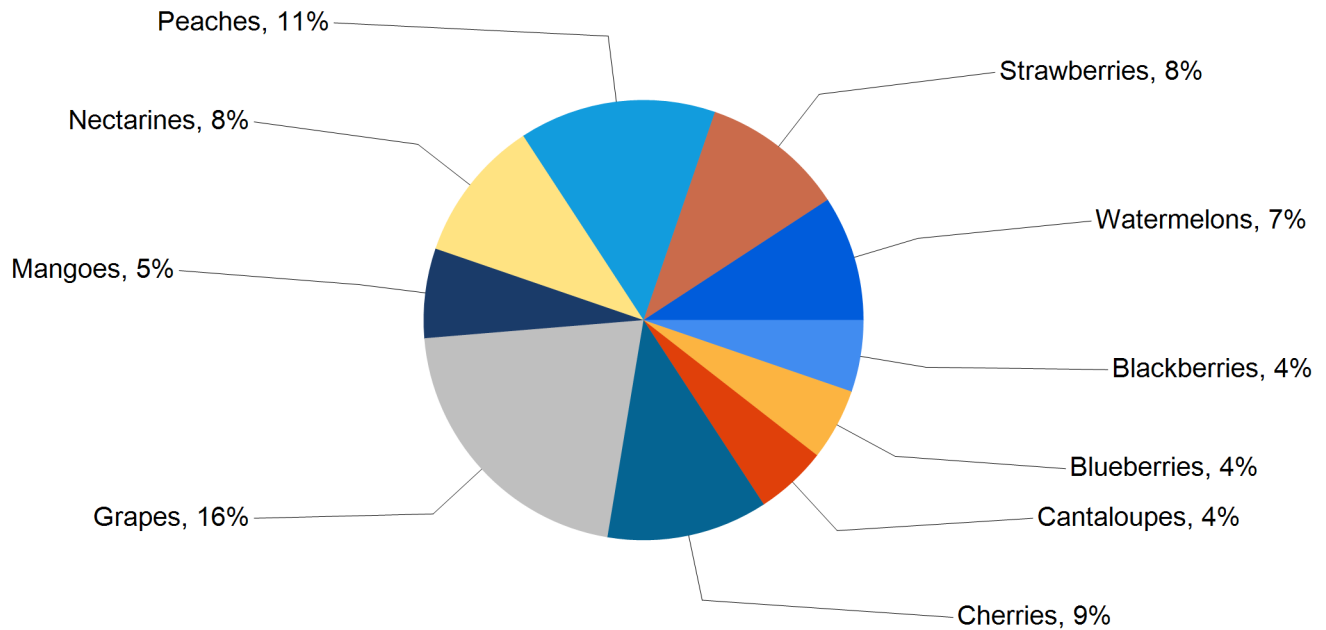


Top 10 Commodities as Percentage of Total Organic Ads

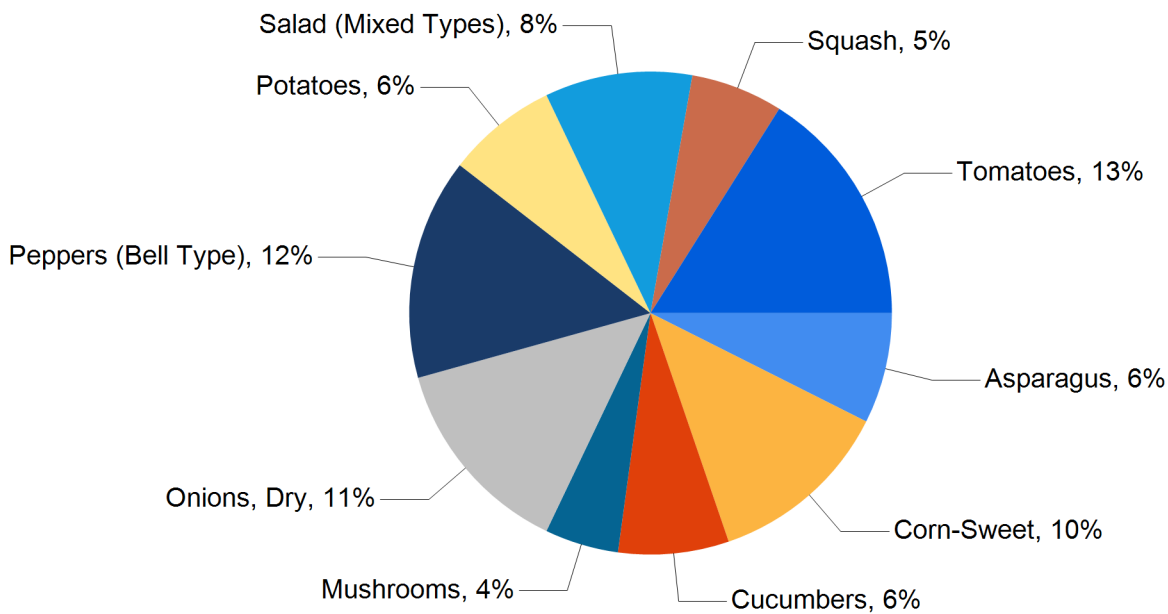


Wtd Avg - Simple weighted average

Top 10 Fruits as Percentage of Total Fruit Ads



Top 10 Vegetables as Percentage of Total Vegetable Ads Including Onions and Potatoes



Wtd Avg - Simple weighted average



NATIONAL CONVENTIONAL SUMMARY
 (not including AK & HI)

Fruit								
Commodity	Variety	Unit	THIS WEEK		LAST WEEK		LAST YEAR	
			Number of Ads	Wtd Avg Price	Number of Ads	Wtd Avg Price	Number of Ads	Wtd Avg Price
Apple Pears		per lb	6	1.29			40	1.99
Apples	Ambrosia	per lb	11	1.29	17	1.23		
Apples	Braeburn	per lb	23	0.99	9	1.46	27	1.29
Apples	Envy	per lb	9	2.79				
Apples	Fuji	3 lb bag	330	2.98	295	3.01	113	5.87
Apples	Fuji	per lb	495	1.73	805	1.31	1,836	1.84
Apples	Gala/Royal Gala	3 lb bag	23	3.30	332	3.16	113	5.87
Apples	Gala/Royal Gala	per lb	141	1.55	273	1.77	934	1.41
Apples	Golden Delicious	per lb	50	1.73	20	1.79		
Apples	Granny Smith	3 lb bag	22	4.04	436	3.00		
Apples	Granny Smith	per lb	460	1.54	1,196	1.53	241	1.68
Apples	Honeycrisp	2 lb bag	1,436	2.99	26	2.98		
Apples	Honeycrisp	3 lb bag	24	4.00	87	3.71	1,542	6.92
Apples	Honeycrisp	per lb	1,871	1.77	3,746	1.84	487	2.78
Apples	Jazz	per lb	12	1.49	81	0.98		
Apples	Pink Lady/Cripps Pink	3 lb bag	8	4.99	9	2.50	106	5.99
Apples	Pink Lady/Cripps Pink	per lb	181	1.63	697	1.26	352	1.21
Apples	Red Delicious	2 lb bag	8	2.50	27	2.99	37	3.43
Apples	Red Delicious	3 lb bag	374	3.32	90	3.71	183	5.02
Apples	Red Delicious	5 lb bag	46	4.98	37	4.99	46	5.88
Apples	Red Delicious	per lb	232	1.16	172	1.22	36	1.20
Apples, Processed	Juice	64 oz (1/2 gallon)	3,512	2.60	4,061	2.47	2,850	2.66
Apples, Processed	Juice	96 oz (3/4 gallon)	15	3.99			15	4.99
Apples, Processed	Juice Marked Cider	64 oz (1/2 gallon)	197	3.99	397	3.19	428	3.16
Apricots		per lb	726	3.67	1,718	3.51	1,363	4.13
Avocados	Hass	each	1,854	1.32	2,738	1.29	7,084	1.31
Avocados	Hass-Marked Extra Large	each	62	2.05	222	2.85		
Avocados	Hass-Marked Large	each	489	1.51	672	1.99		
Avocados	Hass-Marked Medium	each	595	1.29	841	1.51		
Avocados	Hass-Marked Small	each	387	0.56	72	0.37		
Bananas		per lb	445	0.46	747	0.48	237	0.56
Blackberries		1 pint (11-12 oz cntr w/ lid)	104	6.56	1,185	4.37		
Blackberries		5.6-6 oz package	5,103	2.73	8,087	2.64	5,562	3.18

Wtd Avg - Simple weighted average



Commodity	Variety	Unit	THIS WEEK		LAST WEEK		LAST YEAR	
			Number of Ads	Wtd Avg Price	Number of Ads	Wtd Avg Price	Number of Ads	Wtd Avg Price
Blueberries		1 pint (11-12 oz cntr w/ lid)	3,931	2.54	8,259	2.73		
Blueberries		18 oz package	1,358	4.34	2,884	5.05	2,205	5.06
Blueberries		6 oz package	811	2.25	2,019	2.63	1,807	3.28
Cantaloupes		each	4,894	3.12	4,105	2.56	3,149	3.32
Cantaloupes		per lb	517	0.72	342	0.71	362	0.74
Cherries	Rainier	per lb	2,613	6.04	218	5.99	689	7.16
Cherries	Red Varieties	per lb	12,700	3.62	12,037	4.25	12,504	4.30
Clementines		2 lb bag	14	4.44	28	4.31	14	5.59
Clementines		3 lb bag	52	6.11	263	5.56	243	5.78
Grapefruit	RED	each	8	1.00	85	0.64	130	1.93
Grapefruit	RED	per lb	14	0.79			7	0.25
Grapes	Black Seedless	per lb	2,829	2.48	3,195	2.50	1,407	2.79
Grapes	Red Globe Seeded Type	per lb	206	1.00	66	2.18	972	1.29
Grapes	Red Seedless	per lb	8,895	2.16	6,506	2.71	5,573	2.43
Grapes	White Seedless Type	per lb	8,985	2.53	9,344	2.20	5,163	2.68
Honeydews		each	665	3.66	773	3.55	615	3.65
Honeydews		per lb	245	0.80	34	0.79	175	0.69
Kiwifruit	Hayward	1 lb bag	131	4.99	31	3.34		
Kiwifruit	Hayward	2-lb containers with lids	40	6.99				
Kiwifruit	Hayward	each	137	0.67	316	0.66	72	0.65
Kiwifruit	Yellow Flesh	1 lb bag	78	4.49				
Kiwifruit	Yellow Flesh	1-lb containers with lids	300	5.38	954	5.32		
Lemons		1 lb bag	190	1.99	37	2.50		
Lemons		2 lb bag	2,391	2.95	498	3.52	3,719	3.38
Lemons		each	1,679	0.64	745	0.61	1,350	0.58
Lemons		per lb	132	0.92	75	0.75	107	0.83
Limes		each	2,052	0.42	1,579	0.38	2,408	0.40
Limes		per lb	186	0.96	305	0.69	266	0.82
Mangoes	Round Varieties	each	4,923	1.11	7,018	1.12		
Mangoes	Round Varieties Marked Extra Large	each	155	1.44	187	2.00		
Mangoes	Round Varieties Marked Large	each	573	1.11	424	1.58		
Mangoes	Yellow Varieties	each	3,085	1.05	2,749	1.13		
Mangoes	Yellow Varieties Marked Large	each	638	0.97	638	0.94		
Mangoes	Yellow Varieties Marked Medium	each	6	0.79				
Nectarines	Various White Flesh Varieties	per lb	3,470	3.01	1,906	2.95	2,666	2.30
Nectarines	Various Yellow Flesh Varieties	per lb	7,053	2.79	4,959	2.92	6,235	2.66

Wtd Avg - Simple weighted average



Commodity	Variety	Unit	THIS WEEK		LAST WEEK		LAST YEAR	
			Number of Ads	Wtd Avg Price	Number of Ads	Wtd Avg Price	Number of Ads	Wtd Avg Price
Oranges	Navel	3 lb bag	495	5.33	512	4.86	115	4.97
Oranges	Navel	each	1,328	0.97	1,089	0.94	772	1.02
Oranges	Navel	per lb	288	0.98	741	1.33	217	1.38
Oranges	Valencia	4 lb bag	17	4.99	9	4.99		
Papaya	Maradol/Tainung Types	per lb	404	1.04	679	0.99	259	1.07
Papaya	Solo Type	per lb	9	1.29			38	1.37
Peaches	Various White Flesh Varieties	per lb	3,840	2.95	2,548	2.90	4,257	2.29
Peaches	Various Yellow Flesh Varieties	per lb	11,702	2.39	11,198	2.00	10,219	2.45
Pears	Bartlett	3 lb bag	19	5.00	19	5.00	7	0.99
Pears	Bartlett	per lb	273	1.54	274	1.73	437	1.78
Pears	Bosc	per lb	53	1.68	169	1.91	7	1.99
Pears	D'Anjou	per lb	159	1.89	232	1.99	497	1.83
Pineapples		each	2,933	2.66	1,465	3.20	4,824	2.62
Pineapples		per lb	204	0.81	118	0.86	403	0.81
Plums		per lb	1,273	3.00	8	4.99	565	2.90
Plums	Interspecific Type	per lb	28	3.99			175	2.99
Raspberries		1 pint (11-12 oz cntr w/ lid)	6	3.98	408	4.99		
Raspberries		6 oz package	2,949	2.92	3,774	2.93		
Strawberries		1 lb package	6,720	2.38	7,142	2.68	10,633	2.71
Strawberries		1 pint (11-12 oz cntr w/ lid)	204	4.18				
Strawberries		2 lb package	1,146	4.78	4,455	5.07	2,229	4.81
Tangerines/Mandarins		2 lb bag	338	4.98	338	4.49		
Tangerines/Mandarins		3 lb bag	1,886	4.85	2,396	5.03	832	5.64
Tangerines/Mandarins		per lb	100	1.74	204	2.74	9	1.99
Watermelons	Red Flesh Seeded Type	each	49	7.19	219	7.09	638	6.28
Watermelons	Red Flesh Seeded Type	per lb	71	0.48	55	0.50	69	0.50
Watermelons	Red Flesh Seedless Miniature	each	2,644	4.29	1,502	4.41	2,489	4.36
Watermelons	Red Flesh Seedless Miniature	per lb	11	1.49	9	0.50	27	0.99
Watermelons	Red Flesh Seedless Type	each	8,048	5.33	3,105	5.51	8,078	5.04
Watermelons	Red Flesh Seedless Type	per lb	1,280	0.47	652	0.55	1,044	0.50

Potatoes & Onions

Commodity	Variety	Unit	THIS WEEK		LAST WEEK		LAST YEAR	
			Number of Ads	Wtd Avg Price	Number of Ads	Wtd Avg Price	Number of Ads	Wtd Avg Price
Onions, Dry	RED	2 lb bag	547	3.23	56	3.81	163	2.33
Onions, Dry	RED	3 lb bag	1,020	3.99			74	4.99
Onions, Dry	RED	per lb	474	1.45	427	1.91	448	1.23

Wtd Avg - Simple weighted average



Commodity	Variety	Unit	THIS WEEK		LAST WEEK		LAST YEAR	
			Number of Ads	Wtd Avg Price	Number of Ads	Wtd Avg Price	Number of Ads	Wtd Avg Price
Onions, Dry	WHITE	2 lb bag	61	1.28			59	2.99
Onions, Dry	WHITE	3 lb bag	14	1.99				
Onions, Dry	WHITE	per lb	1,088	0.87	926	0.74	1,948	1.07
Onions, Dry	YELLOW	2 lb bag	246	2.29	70	1.61	563	1.42
Onions, Dry	YELLOW	3 lb bag	349	2.51	890	2.93	275	2.55
Onions, Dry	YELLOW	per lb	474	0.95	369	1.22	348	0.90
Onions, Dry	YELLOW MARKED SWEET	2 lb bag	661	2.87	153	2.00	596	1.65
Onions, Dry	YELLOW MARKED SWEET	3 lb bag	2,784	3.87	2,963	3.19	1,156	3.21
Onions, Dry	YELLOW MARKED SWEET	5 lb bag	305	4.83	1,026	4.30	170	5.10
Onions, Dry	YELLOW MARKED SWEET	per lb	4,703	1.23	3,409	1.25	3,083	1.23
Potatoes	ROUND RED	3 lb bag	241	2.46	164	3.75	428	2.94
Potatoes	ROUND RED	5 lb bag	141	3.47	1,061	3.60	460	4.68
Potatoes	ROUND RED	per lb	424	0.99	396	1.16	239	1.13
Potatoes	ROUND WHITE	5 lb bag	34	2.50	422	3.93		
Potatoes	ROUND WHITE	per lb	190	0.96	185	0.97	9	1.49
Potatoes	RUSSET	10 lb bag	566	3.21	592	3.63	31	4.54
Potatoes	RUSSET	3 lb bag	17	1.70	181	2.96	84	2.68
Potatoes	RUSSET	5 lb bag	3,765	3.10	2,445	2.67	1,034	3.67
Potatoes	RUSSET	8 lb bag	63	4.66	39	3.37	81	4.48
Potatoes	RUSSET	per lb	1,857	0.75	1,041	0.86	1,839	1.06
Potatoes	YELLOW TYPE	10 lb bag	8	2.99	8	2.99		
Potatoes	YELLOW TYPE	3 lb bag	213	2.42	206	3.72	174	2.89
Potatoes	YELLOW TYPE	5 lb bag	97	3.32	1,091	3.56	290	5.45
Potatoes	YELLOW TYPE	per lb	124	0.90	236	1.21	29	2.30

Vegetables

Commodity	Variety	Unit	THIS WEEK		LAST WEEK		LAST YEAR	
			Number of Ads	Wtd Avg Price	Number of Ads	Wtd Avg Price	Number of Ads	Wtd Avg Price
Artichokes		each	839	2.82	84	2.59	749	2.68
Asparagus	GREEN	per lb	6,922	2.91	5,744	3.13	8,082	2.69
Beans	ROUND GREEN TYPE	12 oz bag	408	1.64	1,084	2.92		
Beans	ROUND GREEN TYPE	per lb	118	1.60	749	1.74	1,864	1.92
Beets		per bunch	9	2.49			16	2.43
Beets		per lb	14	0.99	8	0.49	14	2.09
Bok Choy		per lb	40	0.99	40	1.29	104	1.99
Broccoli		per bunch	47	1.99	1,328	3.02	1,310	2.91
Broccoli		per lb	221	1.34	221	1.76	135	0.94

Wtd Avg - Simple weighted average



Commodity	Variety	Unit	THIS WEEK		LAST WEEK		LAST YEAR	
			Number of Ads	Wtd Avg Price	Number of Ads	Wtd Avg Price	Number of Ads	Wtd Avg Price
Broccoli	BABY HYBRID TYPE	per bunch	17	2.73				
Broccoli	CROWN CUT	per lb	408	2.09	1,314	1.64	1,243	1.86
Brussels Sprouts		1 lb bag	515	2.50	197	3.49		
Brussels Sprouts		12 oz bag	10	3.49	174	2.93		
Brussels Sprouts		per lb	381	3.13	166	2.53	7	2.99
Cabbage	RED TYPE	per lb	129	0.82				
Cabbage	ROUND GREEN TYPE	per lb	1,155	0.71	1,713	0.74	2,016	0.66
Cactus Leaf (Nopales)		per lb	9	0.98			49	0.81
Carrots		1 lb bag	286	0.93	311	0.99	102	0.96
Carrots		2 lb bag	210	1.64	10	1.50	193	1.59
Carrots		5 lb film bag	53	3.00	42	3.00		
Carrots		per lb	181	0.55	134	0.59	243	0.69
Carrots	BABY PEELED	1 lb bag	1,134	1.32	2,124	1.20	3,149	1.19
Carrots	BABY PEELED	2 lb bag	324	2.63	236	2.43	418	2.51
Cauliflower		each	206	3.14	1,719	2.91	1,866	3.05
Cauliflower		per lb	672	2.18	246	1.39	385	1.25
Celery		each	367	1.65	422	1.68	272	2.62
Celery		per lb	10	1.49	32	1.49	6	2.19
Celery	HEARTS	per package	78	2.99	6	2.49		
Chayote		each	199	0.78	15	0.67		
Chayote		per lb	9	1.39	29	1.34		
Cilantro		per bunch	198	0.84	1,002	0.95	638	0.91
Collards		1 lb bag	37	2.99	20	3.50		
Collards		per bunch	252	2.00	252	2.00	8	1.99
Collards		per lb	18	1.29	9	0.99	9	0.99
Corn-Sweet		each	10,112	0.43	5,073	0.52	8,016	0.44
Corn-Sweet		trays 4-5 ears film wrapped	2,708	3.81	1,840	4.01		
Cucumbers		each	2,639	0.71	3,104	0.68	2,609	0.63
Cucumbers	LONG SEEDLESS - Greenhouse	each	4,567	1.40	3,757	1.35	4,177	1.33
Eggplant		each	366	2.39	46	0.99	465	1.18
Eggplant		per lb	525	1.75	1,152	1.30	677	1.31
Garlic		per lb	9	3.99				
Garlic		per sleeve	439	1.24	291	1.65	618	1.60
Jalapeno Peppers		per lb	641	1.14	748	1.14	1,438	1.07
Kale		per bunch	261	1.98	252	2.00	86	1.54
Kale		per lb	18	1.29	9	0.99	9	0.99
Lettuce	Boston	each	15	1.43	27	1.49	17	1.13

Wtd Avg - Simple weighted average



Commodity	Variety	Unit	THIS WEEK		LAST WEEK		LAST YEAR	
			Number of Ads	Wtd Avg Price	Number of Ads	Wtd Avg Price	Number of Ads	Wtd Avg Price
Lettuce	Green Leaf	each	255	1.51	185	1.86	520	1.50
Lettuce	Green Leaf	per lb	235	1.55	255	1.62	92	1.87
Lettuce	Iceberg	each	357	1.90	606	1.72	3,579	1.53
Lettuce	Red Leaf	each	226	1.56	185	1.86	520	1.50
Lettuce	Red Leaf	per lb	221	1.54	255	1.62	92	1.87
Lettuce	Romaine	each	70	1.45	526	1.50	431	1.50
Lettuce	Romaine	per lb	22	1.86	282	1.87	101	1.78
Lettuce	Romaine (Hearts)	3 count	300	3.35	538	3.08	1,258	3.13
Mixed Mini Sweet Peppers		1 lb package	270	2.58	564	3.53	454	3.37
Mushrooms	CREMINI	8 oz package	775	2.44	3,396	2.00		
Mushrooms	PORTOBELLA	6 oz package	239	2.64	216	3.01	174	3.78
Mushrooms	PORTOBELLA	8 oz package	8	2.99			163	2.90
Mushrooms	PORTOBELLA	per lb	29	3.33	11	5.99	37	3.94
Mushrooms	WHITE	12 oz tray wrapped	75	3.00				
Mushrooms	WHITE	6 oz package	84	1.60	185	2.19		
Mushrooms	WHITE	8 oz package	2,630	2.07	2,750	1.56	1,196	1.97
Mushrooms	WHITE	per lb	14	2.99	24	3.41	24	3.68
Mustard		1 lb bag	37	2.99	20	3.50		
Onions, Green		per bunch	817	0.69	1,485	1.05	1,376	0.79
Peppers (Bell Type)	GREEN	each	2,175	0.91	3,392	0.77	3,747	0.86
Peppers (Bell Type)	GREEN	per lb	478	1.67	686	1.57	933	1.54
Peppers (Bell Type)	ORANGE - Greenhouse	each	7	1.25	537	1.54	481	1.25
Peppers (Bell Type)	ORANGE	each	3,052	1.24	2,396	1.40	2,046	1.25
Peppers (Bell Type)	ORANGE - Greenhouse	per lb	78	2.49	1,204	3.49	410	2.45
Peppers (Bell Type)	ORANGE	per lb	435	2.79	142	2.46	280	2.45
Peppers (Bell Type)	RED - Greenhouse	each	7	1.25	537	1.54	474	1.26
Peppers (Bell Type)	RED	each	3,532	1.25	2,559	1.37	2,181	1.26
Peppers (Bell Type)	RED - Greenhouse	per lb	78	2.49	1,204	3.49	410	2.47
Peppers (Bell Type)	RED	per lb	793	2.33	271	2.03	434	2.47
Peppers (Bell Type)	YELLOW - Greenhouse	each	7	1.25	554	1.54	481	1.25
Peppers (Bell Type)	YELLOW	each	3,077	1.25	2,521	1.36	2,030	1.25
Peppers (Bell Type)	YELLOW - Greenhouse	per lb	78	2.49	1,204	3.49	410	2.45
Peppers (Bell Type)	YELLOW	per lb	478	2.73	142	2.46	280	2.45
Radishes		1 lb bag	227	1.90	98	1.73	25	1.99
Radishes		per bunch	332	0.99	649	1.22	391	0.95
Salad (Mixed Types)		10-12 oz package	4,121	2.62	2,482	2.94	3,487	2.48
Salad (Mixed Types)		5-9 oz package	3,903	2.66	2,327	3.19	2,252	2.95

Wtd Avg - Simple weighted average



Commodity	Variety	Unit	THIS WEEK		LAST WEEK		LAST YEAR	
			Number of Ads	Wtd Avg Price	Number of Ads	Wtd Avg Price	Number of Ads	Wtd Avg Price
Serrano Peppers		per lb	51	1.31	30	1.49	14	1.16
Spinach		per bunch	73	1.11	217	1.03	140	1.48
Spinach	FLAT TYPE	5-7 oz package	146	3.17	1,645	2.99		
Spinach	FLAT TYPE	8-10 oz package	365	2.44	386	3.34		
Squash	GREY	per lb	296	0.96	305	0.92	270	0.88
Squash	Kabocha	per lb	14	0.90	19	1.49		
Squash	Yellow Crookneck/Straightneck	per lb	2,821	1.39	2,224	1.42	3,708	1.49
Squash	Zucchini	per lb	3,267	1.39	2,287	1.46	5,642	1.41
Sweet Potatoes		3 lb bag	1,078	4.18	133	1.95		
Sweet Potatoes		per lb	2,326	0.82	687	1.06	389	0.85
Tomatillos		per lb	342	0.95	524	1.01	326	0.75
Tomatoes		per lb	1,992	1.59	544	1.39	1,400	1.75
Tomatoes	Cherry Type	1 pint package	233	2.76	125	2.07	22	2.18
Tomatoes	Cherry Type	10 oz package	112	2.73	278	3.00		
Tomatoes	GRAPE TYPE	1 pint package	2,339	2.63	2,326	2.67	872	2.46
Tomatoes	GRAPE TYPE	10 oz package	904	2.75	1,881	2.78	1,010	2.34
Tomatoes	Plum Type (Roma)	per lb	918	1.18	1,406	1.36	2,819	1.15
Tomatoes	VINE RIPES - Greenhouse	per lb	1,009	1.77	1,179	1.67	824	1.91
Tomatoes	VINE RIPES	per lb	1,699	1.74	1,709	1.77	1,501	1.91
Tomatoes	Vine Ripes - Heirloom Varieties - Greenhouse	per lb	143	3.09	329	3.41	101	3.13
Tomatoes	VINE RIPES - ON THE VINE - Greenhouse	per lb	4,187	1.49	5,500	1.54	3,770	1.63
Turnip Tops		1 lb bag	37	2.99	20	3.50		

Other Specialty Crop Items

Commodity	Variety	Unit	THIS WEEK		LAST WEEK		LAST YEAR	
			Number of Ads	Wtd Avg Price	Number of Ads	Wtd Avg Price	Number of Ads	Wtd Avg Price
Hemp Protein		16 oz	258	14.52	362	17.41	52	19.99
Hemp Protein		8 oz	86	7.99				
Hemp Seeds Shelled		12 oz	67	15.99				
Hemp Seeds Shelled		16 oz	386	13.51	415	13.64	540	14.36
Hemp Seeds Shelled		7 oz	177	10.09	142	9.71	367	7.85
Hemp Seeds Shelled		8 oz	1,727	7.84	1,135	8.35		

Seasonal Items

Commodity	Variety	Unit	THIS WEEK		LAST WEEK		LAST YEAR	
			Number of Ads	Wtd Avg Price	Number of Ads	Wtd Avg Price	Number of Ads	Wtd Avg Price
Ornamentals	Rose, Hybrid Tea	bunched 12s	426	11.32	1,291	13.55	418	11.96

Wtd Avg - Simple weighted average



REGIONAL CONVENTIONAL DETAILS

Commodity	Variety	Unit	NORTHEAST U.S.				SOUTHEAST U.S.				MIDWEST U.S.			
			Price Range	Number of Ads	Wtd Avg Price	% Marked Local	Price Range	Number of Ads	Wtd Avg Price	% Marked Local	Price Range	Number of Ads	Wtd Avg Price	% Marked Local
FRUIT														
Apple Pears		per lb	1.29	6	1.29									
Apples	Ambrosia	per lb									1.29	11	1.29	
Apples	Envy	per lb									2.79	9	2.79	
Apples	Fuji	3 lb bag	3.00	272	3.00	100	2.69	37	2.69		2.50	7	2.50	
Apples	Fuji	per lb	1.49 - 1.99	30	1.89		1.69 - 1.99	258	1.96		0.89 - 1.48	28	1.07	
Apples	Gala/Royal Gala	3 lb bag									2.98	9	2.98	
Apples	Gala/Royal Gala	per lb	1.49 - 1.99	15	1.69		1.69	30	1.69		1.49	96	1.49	
Apples	Golden Delicious	per lb	1.79	20	1.79		1.69	30	1.69					
Apples	Granny Smith	3 lb bag	4.99	8	4.99									
Apples	Granny Smith	per lb	1.49 - 1.99	35	1.83		1.69 - 1.99	258	1.96		0.89	8	0.89	
Apples	Honeycrisp	2 lb bag	2.99	339	2.99		2.99	367	2.99					
Apples	Honeycrisp	3 lb bag	4.99	8	4.99						3.50	16	3.50	
Apples	Honeycrisp	per lb	1.49 - 1.99	447	1.56		1.49 - 1.99	643	1.85		0.99 - 1.99	551	1.80	
Apples	Pink Lady/Cripps Pink	3 lb bag	4.99	8	4.99									
Apples	Pink Lady/Cripps Pink	per lb	1.49	11	1.49						1.99	106	1.99	
Apples	Red Delicious	2 lb bag					2.50	8	2.50					
Apples	Red Delicious	3 lb bag	3.00	272	3.00	100	2.69 - 4.99	102	4.16					
Apples	Red Delicious	5 lb bag					4.98	46	4.98					
Apples	Red Delicious	per lb	0.99 - 1.79	49	1.32		1.29 - 1.69	76	1.45		0.89 - 0.99	22	0.95	
Apples, Processed	Juice	64 oz (1/2 gallon)	2.50 - 3.99	1236	2.95		2.49 - 3.00	606	2.61		1.99 - 2.49	622	2.48	
Apples, Processed	Juice	96 oz (3/4 gallon)	3.99	15	3.99									
Apples, Processed	Juice Marked Cider	64 oz (1/2 gallon)	3.99	183	3.99	100	3.99	14	3.99	100				
Apricots		per lb	4.99	9	4.99		3.49	14	3.49		1.49 - 3.99	76	3.25	
Avocados	Hass	each	0.79 - 2.00	254	1.34		0.80 - 1.67	494	0.99		0.89 - 1.69	287	1.50	
Avocados	Hass-Marked Extra Large	each	1.49	19	1.49						1.25	7	1.25	
Avocados	Hass-Marked Large	each	1.50	16	1.50		0.88 - 1.67	57	1.03		1.67 - 1.99	16	1.79	
Bananas		per lb	0.59 - 0.69	56	0.64		0.25	62	0.25		0.38 - 0.49	137	0.39	
Blackberries		5.6-6 oz package	1.79 - 3.99	1739	2.71		1.99 - 3.99	1237	3.00		0.99 - 3.50	940	2.57	
Blueberries		1 pint (11-12 oz cntr w/ lid)	1.67 - 3.99	708	2.54	2	1.99 - 3.99	1614	2.42		0.99 - 3.99	695	2.65	
Blueberries		18 oz package	3.49 - 5.99	355	4.72		3.99	52	3.99		3.99 - 6.19	171	4.27	
Blueberries		6 oz package					2.50 - 3.34	135	2.83		2.50 - 2.88	16	2.74	
Cantaloupes		each	2.50 - 3.99	725	2.99		1.99 - 4.99	2335	3.43		2.50 - 4.99	399	3.01	
Cantaloupes		per lb									0.99	11	0.99	

Wtd Avg - Simple weighted average



National Retail Report - Specialty Crops
Friday, June 14, 2024 - Page 12

Commodity	Variety	Unit	NORTHEAST U.S.				SOUTHEAST U.S.				MIDWEST U.S.			
			Price Range	Number of Ads	Wtd Avg Price	% Marked Local	Price Range	Number of Ads	Wtd Avg Price	% Marked Local	Price Range	Number of Ads	Wtd Avg Price	% Marked Local
Cherries	Rainier	per lb	5.99	20	5.99		5.99	580	5.99		5.99	711	5.99	
Cherries	Red Varieties	per lb	2.49 - 5.99	2519	3.85		1.99 - 4.99	3417	3.65		1.99 - 5.99	2102	3.54	
Clementines		2 lb bag									4.44	14	4.44	
Clementines		3 lb bag	5.99 - 6.99	36	6.52		4.99 - 5.99	16	5.18					
Grapefruit	RED	each	1.00	8	1.00									
Grapes	Black Seedless	per lb	1.99 - 3.49	469	2.67		1.98 - 3.49	578	2.74		1.98 - 2.99	520	2.75	
Grapes	Red Globe Seeded Type	per lb	0.89 - 1.49	206	1.00									
Grapes	Red Seedless	per lb	0.99 - 3.49	1487	2.01		0.99 - 3.49	2640	2.42		0.99 - 2.99	1327	1.66	
Grapes	White Seedless Type	per lb	1.98 - 3.49	1737	2.43		0.98 - 3.49	3132	2.78		1.49 - 3.49	1224	2.47	1
Honeydews		each	3.50 - 5.99	24	4.60		3.34 - 3.99	25	3.70		3.00 - 3.50	20	3.35	
Honeydews		per lb									0.88	188	0.88	
Kiwifruit	Hayward	each	0.60 - 0.83	73	0.80						0.60	9	0.60	
Kiwifruit	Yellow Flesh	1 lb bag	4.49	78	4.49									
Kiwifruit	Yellow Flesh	1-lb containers with lids	4.99 - 5.99	200	5.94		3.99	74	3.99					
Lemons		1 lb bag	1.99	190	1.99									
Lemons		2 lb bag	1.99 - 3.99	502	2.18		2.50 - 4.49	722	3.17		2.89 - 4.99	762	2.92	
Lemons		each	0.25 - 1.00	368	0.58		0.50 - 0.79	443	0.75		0.40 - 0.89	374	0.78	
Lemons		per lb									0.99	14	0.99	
Limes		each	0.25 - 0.75	507	0.52		0.10 - 0.25	97	0.16		0.50 - 0.89	228	0.86	
Limes		per lb									0.99	52	0.99	
Mangoes	Round Varieties	each	0.39 - 1.67	880	1.10		0.58 - 1.67	2048	1.32		0.98 - 2.50	463	1.26	
Mangoes	Round Varieties Marked Extra Large	each	1.25	107	1.25									
Mangoes	Round Varieties Marked Large	each	0.99	6	0.99		1.25	366	1.25		1.25	19	1.25	
Mangoes	Yellow Varieties	each	1.00 - 1.39	234	1.21		0.67 - 1.25	1247	1.23		1.00 - 1.50	198	1.15	
Mangoes	Yellow Varieties Marked Large	each					1.00	14	1.00		0.99	559	0.99	
Nectarines	Various White Flesh Varieties	per lb	2.49 - 3.99	377	3.22		2.99 - 3.49	1578	2.99		2.99 - 3.49	223	3.01	
Nectarines	Various Yellow Flesh Varieties	per lb	1.99 - 3.99	1940	2.67		0.99 - 3.79	2067	3.01		0.66 - 2.99	457	2.41	
Oranges	Navel	3 lb bag					4.59 - 5.49	450	5.36		3.99	16	3.99	
Oranges	Navel	each	0.50 - 1.25	705	1.06		0.80 - 1.00	149	0.94		1.25	96	1.25	
Oranges	Navel	per lb									0.99	120	0.99	
Oranges	Valencia	4 lb bag					4.99	17	4.99					
Papaya	Maradol/Tainung Types	per lb	1.29 - 1.49	23	1.42		1.49	3	1.49		0.98 - 0.99	32	0.99	
Papaya	Solo Type	per lb	1.29	9	1.29									
Peaches	Various White Flesh Varieties	per lb	1.99 - 3.99	461	3.04		2.49 - 2.99	1577	2.99		0.99 - 3.49	485	2.80	
Peaches	Various Yellow Flesh Varieties	per lb	0.99 - 3.79	2857	2.31		0.98 - 3.79	4438	2.36		0.66 - 2.99	1218	2.29	
Pears	Bartlett	3 lb bag	5.00	19	5.00									

Wtd Avg - Simple weighted average



Commodity	Variety	Unit	NORTHEAST U.S.				SOUTHEAST U.S.				MIDWEST U.S.			
			Price Range	Number of Ads	Wtd Avg Price	% Marked Local	Price Range	Number of Ads	Wtd Avg Price	% Marked Local	Price Range	Number of Ads	Wtd Avg Price	% Marked Local
Pears	Bartlett	per lb	1.49	9	1.49		1.68	53	1.68		1.49 - 1.99	116	1.95	
Pears	Bosc	per lb					1.68	53	1.68					
Pears	D'Anjou	per lb					1.68	53	1.68		1.99	106	1.99	
Pineapples		each	1.99 - 3.99	1081	2.71		1.99 - 3.99	1128	2.19		1.97 - 3.50	146	2.80	
Plums		per lb	2.49 - 2.99	573	2.63		3.49	14	3.49		1.99 - 2.99	75	2.56	
Plums	Interspecific Type	per lb	3.99	28	3.99									
Raspberries		6 oz package	2.49 - 3.50	1167	2.95		3.34 - 3.99	432	3.36		1.99 - 3.33	710	2.75	
Strawberries		1 lb package	1.25 - 3.99	1308	2.45		1.89 - 3.99	1581	2.55		0.99 - 3.99	1687	2.14	
Strawberries		1 pint (11-12 oz ctnr w/ lid)	3.99	185	3.99									
Strawberries		2 lb package	4.99 - 5.99	138	5.94		5.98	34	5.98		4.99	132	4.99	
Tangerines/Mandarins		2 lb bag	4.99	330	4.99		4.49	8	4.49					
Tangerines/Mandarins		3 lb bag	4.99	387	4.99		4.99	1195	4.99					
Tangerines/Mandarins		per lb									1.98	8	1.98	
Watermelons	Red Flesh Seeded Type	each					3.99 - 6.99	22	5.90		8.99	22	8.99	
Watermelons	Red Flesh Seeded Type	per lb									0.39	16	0.39	
Watermelons	Red Flesh Seedless Miniature	each	2.99 - 4.99	321	4.52		2.99 - 4.99	1448	4.65		3.99	114	3.99	
Watermelons	Red Flesh Seedless Type	each	3.99 - 6.99	2450	5.47	1	1.50 - 6.99	2842	5.27		2.99 - 8.99	1434	5.05	
Watermelons	Red Flesh Seedless Type	per lb	0.39 - 0.69	89	0.59						0.39 - 0.49	24	0.42	

POTATOES & ONIONS

Onions, Dry	RED	2 lb bag	2.99	413	2.99									
Onions, Dry	RED	3 lb bag	3.99	75	3.99		3.99	945	3.99					
Onions, Dry	RED	per lb									1.19 - 1.39	22	1.26	
Onions, Dry	WHITE	2 lb bag					1.79	7	1.79					
Onions, Dry	WHITE	3 lb bag									1.99	14	1.99	
Onions, Dry	WHITE	per lb									0.49 - 1.19	74	0.87	
Onions, Dry	YELLOW	2 lb bag	1.49 - 1.99	69	1.70		1.49 - 1.99	43	1.52		1.99	14	1.99	
Onions, Dry	YELLOW	3 lb bag	2.00 - 2.99	145	2.69		1.79 - 2.99	63	2.50		1.99 - 2.49	33	2.32	
Onions, Dry	YELLOW	per lb					0.58	26	0.58		0.79 - 1.19	36	0.95	
Onions, Dry	YELLOW MARKED SWEET	2 lb bag	2.99	175	2.99		2.99	277	2.99		2.49 - 2.99	175	2.70	
Onions, Dry	YELLOW MARKED SWEET	3 lb bag	2.39 - 4.29	273	3.51		2.39 - 3.99	1671	3.87		3.99	664	3.99	
Onions, Dry	YELLOW MARKED SWEET	5 lb bag	4.49 - 4.99	179	4.78		3.98	12	3.98		4.99	114	4.99	
Onions, Dry	YELLOW MARKED SWEET	per lb	0.99 - 1.79	1593	1.20		0.79 - 1.49	569	1.31		0.88 - 1.59	932	1.15	

Wtd Avg - Simple weighted average



Commodity	Variety	Unit	NORTHEAST U.S.				SOUTHEAST U.S.				MIDWEST U.S.			
			Price Range	Number of Ads	Wtd Avg Price	% Marked Local	Price Range	Number of Ads	Wtd Avg Price	% Marked Local	Price Range	Number of Ads	Wtd Avg Price	% Marked Local
Potatoes	ROUND RED	3 lb bag					1.95 - 3.00	149	2.31		1.95 - 2.99	28	2.17	
Potatoes	ROUND RED	5 lb bag	4.99	34	4.99		2.99	2	2.99		2.99 - 3.99	56	3.29	
Potatoes	ROUND RED	per lb	1.49	9	1.49						0.89	6	0.89	
Potatoes	ROUND WHITE	per lb									0.89	8	0.89	
Potatoes	RUSSET	10 lb bag					2.99 - 3.99	134	3.98		1.98 - 3.99	100	2.90	
Potatoes	RUSSET	3 lb bag					0.99	5	0.99		1.99	12	1.99	
Potatoes	RUSSET	5 lb bag	1.99 - 4.99	1117	2.76		1.79 - 4.99	1884	3.73		1.49 - 2.99	174	2.06	
Potatoes	RUSSET	8 lb bag					2.99 - 5.49	43	4.97		3.99	20	3.99	
Potatoes	RUSSET	per lb	0.69 - 1.29	221	0.94		0.59 - 0.99	1156	0.71		0.49 - 1.29	81	0.87	
Potatoes	YELLOW TYPE	10 lb bag									2.99	8	2.99	
Potatoes	YELLOW TYPE	3 lb bag					1.95 - 3.00	138	2.25		1.95 - 3.99	71	2.77	
Potatoes	YELLOW TYPE	5 lb bag	3.49 - 4.99	50	4.28		2.00	27	2.00		2.50	11	2.50	
Potatoes	YELLOW TYPE	per lb									0.49 - 0.89	24	0.63	

VEGETABLES

Artichokes		each									3.99	6	3.99	
Asparagus	GREEN	per lb	1.98 - 3.99	1558	3.00		1.99 - 3.99	2401	2.86		1.77 - 3.99	1471	2.80	56
Beans	ROUND GREEN TYPE	12 oz bag	3.50	19	3.50		1.49	366	1.49					
Beans	ROUND GREEN TYPE	per lb	1.29	14	1.29		1.48 - 1.59	39	1.56		1.29 - 1.99	36	1.85	
Beets		per bunch	2.49	9	2.49	100								
Beets		per lb									0.99	14	0.99	
Broccoli		per bunch					1.99	34	1.99		1.99	13	1.99	
Broccoli		per lb									1.69	17	1.69	
Broccoli	BABY HYBRID TYPE	per bunch									2.49	9	2.49	
Broccoli	CROWN CUT	per lb	1.69 - 1.99	194	1.83	4					0.98 - 2.39	29	1.90	
Brussels Sprouts		12 oz bag									3.49	10	3.49	
Brussels Sprouts		per lb	1.79 - 2.99	52	2.67						1.99 - 2.49	32	2.24	
Cabbage	ROUND GREEN TYPE	per lb	0.39 - 0.79	166	0.64	10	0.59 - 0.79	573	0.75		0.39 - 0.77	35	0.61	
Carrots		1 lb bag	0.79	24	0.79		0.79 - 2.00	262	0.95					
Carrots		2 lb bag									1.49	9	1.49	
Carrots	BABY PEELED	1 lb bag	1.00 - 1.99	451	1.27		0.99 - 1.50	158	1.44		0.99 - 1.50	291	1.41	
Carrots	BABY PEELED	2 lb bag	2.99	5	2.99						2.49 - 2.99	237	2.82	
Cauliflower		each	3.50	35	3.50		3.79	7	3.79		2.49 - 2.99	152	2.96	
Cauliflower		per lb	2.99	322	2.99						0.98 - 1.69	104	1.64	
Celery		each	2.00	19	2.00		1.33	12	1.33		1.49 - 1.99	244	1.78	
Celery	HEARTS	per package	2.99	78	2.99									
Chayote		each	0.67 - 0.79	199	0.78									
Cilantro		per bunch	0.99	65	0.99	100					0.99	6	0.99	
Collards		1 lb bag					2.99	37	2.99					

Wtd Avg - Simple weighted average



National Retail Report - Specialty Crops
Friday, June 14, 2024 - Page 15

Commodity	Variety	Unit	NORTHEAST U.S.				SOUTHEAST U.S.				MIDWEST U.S.			
			Price Range	Number of Ads	Wtd Avg Price	% Marked Local	Price Range	Number of Ads	Wtd Avg Price	% Marked Local	Price Range	Number of Ads	Wtd Avg Price	% Marked Local
Collards		per bunch	2.00	24	2.00		2.00	228	2.00					
Collards		per lb	1.29	15	1.29		1.29	3	1.29					
Corn-Sweet		each	0.25 - 0.69	2458	0.45		0.17 - 1.50	3008	0.48		0.25 - 0.67	1016	0.44	
Corn-Sweet		trays 4-5 ears film wrapped	2.50 - 5.99	565	5.08		1.95 - 5.00	812	2.68		0.50 - 4.99	283	3.72	
Cucumbers		each	0.50 - 0.75	366	0.54		0.40 - 0.99	785	0.70		0.49 - 0.89	348	0.83	
Cucumbers	LONG SEEDLESS - Greenhouse	each	0.99 - 2.00	1128	1.53		1.00 - 2.00	1778	1.62		0.89 - 2.00	797	1.05	
Eggplant		each					2.39	366	2.39					
Eggplant		per lb	0.99 - 1.99	482	1.77		1.79	3	1.79		0.99 - 2.49	31	1.65	
Garlic		per lb	3.99	9	3.99									
Garlic		per sleeve									0.99 - 1.99	15	1.46	
Jalapeno Peppers		per lb	1.99	9	1.99						0.79 - 1.39	89	0.99	
Kale		per bunch	2.00	24	2.00		2.00	228	2.00					
Kale		per lb	1.29	15	1.29		1.29	3	1.29					
Lettuce	Boston	each									0.79	7	0.79	
Lettuce	Green Leaf	each	0.99 - 1.99	146	1.79	50	0.99	13	0.99		0.99	6	0.99	
Lettuce	Green Leaf	per lb	1.49 - 1.99	221	1.54	97					1.79	14	1.79	
Lettuce	Iceberg	each	1.66 - 1.99	155	1.68		1.79 - 2.00	67	1.90		1.49 - 1.99	55	1.64	
Lettuce	Red Leaf	each	0.99 - 1.99	146	1.64	50					1.79	14	1.79	
Lettuce	Red Leaf	per lb	1.49 - 1.99	221	1.54	97								
Lettuce	Romaine	each	0.99 - 1.50	38	1.26	47					0.99	14	0.99	
Lettuce	Romaine	per lb	1.99	8	1.99						1.79	14	1.79	
Lettuce	Romaine (Hearts)	3 count	2.99 - 3.99	64	3.85		3.99	14	3.99		2.99 - 3.99	68	3.43	
Mixed Mini Sweet Peppers		1 lb package	1.50 - 2.99	22	2.27		2.99	15	2.99		1.98 - 3.69	159	2.61	
Mushrooms	CREMINI	8 oz package	1.79 - 2.50	83	2.29		2.00 - 2.99	504	2.49		2.00 - 2.50	68	2.34	
Mushrooms	PORTOBELLA	6 oz package	2.49 - 3.00	201	2.53						2.50 - 3.99	32	3.25	
Mushrooms	PORTOBELLA	per lb									2.49	22	2.49	
Mushrooms	WHITE	12 oz tray wrapped	2.99 - 3.00	75	3.00									
Mushrooms	WHITE	6 oz package	1.49	78	1.49									
Mushrooms	WHITE	8 oz package	1.79 - 2.99	561	2.28		1.69 - 2.00	1703	2.00		1.48 - 2.00	150	1.82	
Mushrooms	WHITE	per lb									2.99	14	2.99	
Mustard		1 lb bag					2.99	37	2.99					
Onions, Green		per bunch	0.40 - 0.83	134	0.70		0.33 - 0.60	47	0.53		0.33 - 0.99	173	0.72	
Peppers (Bell Type)	GREEN	each	1.00	342	1.00		0.49 - 1.49	793	0.90		0.77 - 0.99	260	0.87	
Peppers (Bell Type)	GREEN	per lb	1.29 - 2.49	413	1.71		0.99	34	0.99		1.99	14	1.99	
Peppers (Bell Type)	ORANGE	each	1.66 - 2.49	169	1.76		1.25 - 1.67	746	1.53		0.99 - 1.66	968	1.09	
Peppers (Bell Type)	ORANGE - Greenhouse	per lb	2.49	78	2.49									

Wtd Avg - Simple weighted average



National Retail Report - Specialty Crops
Friday, June 14, 2024 - Page 16

Commodity	Variety	Unit	NORTHEAST U.S.				SOUTHEAST U.S.				MIDWEST U.S.			
			Price Range	Number of Ads	Wtd Avg Price	% Marked Local	Price Range	Number of Ads	Wtd Avg Price	% Marked Local	Price Range	Number of Ads	Wtd Avg Price	% Marked Local
Peppers (Bell Type)	ORANGE	per lb	1.88 - 2.99	344	2.85		2.49	34	2.49		2.49 - 3.49	48	2.86	
Peppers (Bell Type)	RED	each	1.66 - 1.67	422	1.67		1.25 - 1.67	746	1.53		0.89 - 1.66	1012	1.08	
Peppers (Bell Type)	RED - Greenhouse	per lb	2.49	78	2.49									
Peppers (Bell Type)	RED	per lb	1.79 - 2.99	694	2.30		2.49	34	2.49		2.49 - 3.49	48	2.87	
Peppers (Bell Type)	YELLOW	each	1.66 - 2.49	169	1.76		1.25 - 2.49	780	1.57		0.89 - 1.66	959	1.09	
Peppers (Bell Type)	YELLOW - Greenhouse	per lb	2.49	78	2.49									
Peppers (Bell Type)	YELLOW	per lb	1.88 - 2.99	404	2.81						1.25 - 3.49	65	2.44	
Radishes		1 lb bag	1.99	162	1.99		1.48	26	1.48		1.50 - 1.97	39	1.80	
Radishes		per bunch	0.75 - 1.69	122	1.43	60					0.89 - 0.99	50	0.95	
Salad (Mixed Types)		10-12 oz package	1.99 - 3.99	1183	2.51		1.48 - 3.99	566	2.49		1.50 - 3.99	1004	2.72	
Salad (Mixed Types)		5-9 oz package	2.00 - 3.99	1474	2.59		1.99 - 3.00	534	2.50		1.99 - 3.99	1021	2.73	
Serrano Peppers		per lb					0.69	13	0.69		1.28	8	1.28	
Spinach		per bunch	1.50	6	1.50						0.99	7	0.99	
Spinach	FLAT TYPE	5-7 oz package	3.50	59	3.50		3.50	15	3.50		3.49	11	3.49	
Spinach	FLAT TYPE	8-10 oz package	1.99 - 4.99	214	2.71						2.00	39	2.00	
Squash	GREY	per lb	1.69	7	1.69									
Squash	Kabocha	per lb	0.99	8	0.99						0.79	6	0.79	
Squash	Yellow Crookneck/Straightneck	per lb	0.99 - 1.99	1285	1.38	21	0.98 - 1.59	743	1.49		0.99 - 1.69	166	1.36	
Squash	Zucchini	per lb	0.99 - 1.99	1747	1.40	16	0.98 - 1.58	720	1.49		0.99 - 1.69	173	1.35	
Sweet Potatoes		3 lb bag					1.95 - 4.49	1018	4.31		1.95	22	1.95	
Sweet Potatoes		per lb	0.69 - 0.99	301	0.78		0.69 - 0.99	1793	0.82		0.79 - 0.98	55	0.87	
Tomatillos		per lb									0.69 - 0.99	82	0.84	
Tomatoes		per lb	0.89 - 0.99	13	0.95		0.98 - 1.99	994	1.48		0.79 - 1.99	238	1.87	
Tomatoes	Cherry Type	1 pint package									1.99 - 2.50	50	2.32	
Tomatoes	Cherry Type	10 oz package									1.50 - 3.49	51	2.43	
Tomatoes	GRAPE TYPE	1 pint package	1.25 - 3.00	631	2.63	5	1.79 - 3.49	1106	2.82		1.50 - 2.50	88	2.00	
Tomatoes	GRAPE TYPE	10 oz package	2.50 - 2.99	135	2.89		1.67 - 3.33	205	2.76		1.50 - 3.49	286	2.72	
Tomatoes	Plum Type (Roma)	per lb	0.79 - 1.99	151	1.28		0.99	34	0.99		0.79 - 1.69	93	1.15	
Tomatoes	VINE RIPES - Greenhouse	per lb	0.99 - 2.29	201	1.76		0.99 - 2.29	354	2.03		0.99 - 1.49	52	1.26	
Tomatoes	VINE RIPES	per lb	0.99 - 2.99	165	2.28		0.99 - 2.39	1170	1.67		0.99 - 1.99	64	1.59	
Tomatoes	Vine Ripes - Heirloom Varieties - Greenhouse	per lb	3.99	6	3.99						1.99 - 3.99	137	3.06	
Tomatoes	VINE RIPES - ON THE VINE - Greenhouse	per lb	0.99 - 1.99	1187	1.55		0.98 - 1.69	1656	1.37		0.99 - 2.99	569	1.81	27
Turnip Tops		1 lb bag					2.99	37	2.99					

Wtd Avg - Simple weighted average



Commodity	Variety	Unit	NORTHEAST U.S.				SOUTHEAST U.S.				MIDWEST U.S.			
			Price Range	Number of Ads	Wtd Avg Price	% Marked Local	Price Range	Number of Ads	Wtd Avg Price	% Marked Local	Price Range	Number of Ads	Wtd Avg Price	% Marked Local
OTHER SPECIALTY CROP ITEMS														
Hemp Protein		16 oz	14.99	9	14.99		13.59 - 14.99	138	14.12					
Hemp Protein		8 oz					7.99	86	7.99					
Hemp Seeds Shelled		12 oz									15.99	67	15.99	
Hemp Seeds Shelled		16 oz	13.59	122	13.59						11.29 - 13.59	80	13.22	
Hemp Seeds Shelled		7 oz					10.99	86	10.99					
Hemp Seeds Shelled		8 oz	6.99 - 9.99	866	7.50		6.79 - 8.99	126	7.70		6.29 - 7.99	80	7.71	
SEASONAL ITEMS														
Ornamentals	Rose, Hybrid Tea	bunched 12s	9.99 - 11.99	261	10.83		10.98	14	10.98		10.99 - 16.99	22	13.72	

Wtd Avg - Simple weighted average



Commodity	Variety	Unit	SOUTH CENTRAL U.S.				SOUTHWEST U.S.				NORTHWEST U.S.				
			Price Range	Number of Ads	Wtd Avg Price	% Marked Local	Price Range	Number of Ads	Wtd Avg Price	% Marked Local	Price Range	Number of Ads	Wtd Avg Price	% Marked Local	
FRUIT															
Apples	Braeburn	per lb										0.99	23	0.99	
Apples	Fuji	3 lb bag	3.50	14	3.50										
Apples	Fuji	per lb	0.99	14	0.99		0.99 - 1.99	156	1.57			0.78	9	0.78	
Apples	Gala/Royal Gala	3 lb bag	3.50	14	3.50										
Apples	Granny Smith	3 lb bag	3.50	14	3.50										
Apples	Granny Smith	per lb	0.99	14	0.99		0.50 - 0.99	136	0.82			0.78	9	0.78	
Apples	Honeycrisp	2 lb bag	2.99	293	2.99		2.99	365	2.99			2.99	72	2.99	
Apples	Honeycrisp	per lb	0.99 - 2.69	192	1.93		2.49	11	2.49			1.49	27	1.49	85
Apples	Jazz	per lb	1.49	12	1.49										
Apples	Pink Lady/Cripps Pink	per lb					0.99	55	0.99			1.49	9	1.49	
Apples	Red Delicious	per lb	0.99	14	0.99		0.69 - 1.79	71	0.84						
Apples, Processed	Juice	64 oz (1/2 gallon)	1.79 - 3.49	481	2.05		1.99 - 3.50	390	2.52			1.95 - 3.49	177	2.18	
Apricots		per lb	3.49	148	3.49		0.99 - 3.99	469	3.80	75		2.48 - 3.49	10	2.58	
Avocados	Hass	each	0.67 - 2.79	665	1.57		0.33 - 1.50	75	0.72			1.25	79	1.25	
Avocados	Hass-Marked Extra Large	each	2.50	36	2.50										
Avocados	Hass-Marked Large	each	1.67	83	1.67		0.99 - 2.00	300	1.53			1.50 - 1.67	17	1.61	
Avocados	Hass-Marked Medium	each	0.69	68	0.69		1.25 - 2.00	396	1.40			1.25	131	1.25	
Avocados	Hass-Marked Small	each	0.50 - 0.63	125	0.53		0.13 - 0.59	262	0.58						
Bananas		per lb	0.50	65	0.50		0.50 - 0.59	116	0.55			0.69	9	0.69	
Blackberries		1 pint (11-12 oz cntr w/ lid)	2.00 - 6.99	104	6.56										
Blackberries		5.6-6 oz package	2.00 - 3.34	731	2.67		1.50 - 4.49	437	2.51			2.50 - 2.77	19	2.71	
Blueberries		1 pint (11-12 oz cntr w/ lid)	1.67 - 3.99	745	2.78		1.99	146	1.99			2.99	23	2.99	
Blueberries		18 oz package	2.98 - 3.99	175	3.60		3.99 - 4.99	486	4.24			3.99 - 4.99	119	4.96	
Blueberries		6 oz package	1.39	30	1.39		2.00 - 3.00	318	2.31			1.67 - 2.99	312	2.00	
Cantaloupes		each	1.97 - 3.99	896	2.61		1.99 - 3.99	458	3.06			2.00	81	2.00	
Cantaloupes		per lb	0.49	6	0.49		0.34 - 1.69	428	0.74			0.48 - 0.79	72	0.63	
Cherries	Rainier	per lb	5.99	481	5.99		5.99	410	5.99			5.99 - 6.99	411	6.29	
Cherries	Red Varieties	per lb	0.89 - 5.99	1727	3.34		0.99 - 5.99	2209	3.57	11		2.97 - 6.99	726	3.70	9
Grapefruit	RED	per lb	0.79	6	0.79		0.79	2	0.79			0.79	6	0.79	
Grapes	Black Seedless	per lb	1.67 - 2.88	661	2.11		1.98 - 3.99	405	2.42			1.49 - 2.99	196	1.97	
Grapes	Red Seedless	per lb	0.99 - 2.99	1695	1.88		1.49 - 3.99	1438	2.59			1.48 - 2.99	308	2.20	
Grapes	White Seedless Type	per lb	1.49 - 2.99	978	2.14		0.50 - 3.99	1606	2.50			1.48 - 2.99	308	2.20	
Honeydews		each	3.34	60	3.34		3.50 - 3.98	536	3.66						
Honeydews		per lb	0.49	6	0.49		0.48 - 0.49	10	0.48			0.48 - 0.99	41	0.59	
Kiwifruit	Hayward	1 lb bag										4.99	131	4.99	

Wtd Avg - Simple weighted average



National Retail Report - Specialty Crops
Friday, June 14, 2024 - Page 19

Commodity	Variety	Unit	SOUTH CENTRAL U.S.				SOUTHWEST U.S.				NORTHWEST U.S.			
			Price Range	Number of Ads	Wtd Avg Price	% Marked Local	Price Range	Number of Ads	Wtd Avg Price	% Marked Local	Price Range	Number of Ads	Wtd Avg Price	% Marked Local
Kiwifruit	Hayward	2-lb containers with lids					6.99	40	6.99					
Kiwifruit	Hayward	each					0.50	55	0.50					
Kiwifruit	Yellow Flesh	1-lb containers with lids					5.00	26	5.00					
Lemons		2 lb bag	2.89 - 4.99	344	3.32					4.99	61	4.99		
Lemons		each	0.34 - 0.88	221	0.59		0.20 - 0.50	256	0.39	0.33	17	0.33		
Lemons		per lb					0.79 - 1.29	118	0.91					
Limes		each	0.10 - 0.88	597	0.28		0.20 - 0.50	584	0.34	0.33 - 0.50	39	0.40		
Limes		per lb					0.79 - 1.29	134	0.95					
Mangoes	Round Varieties	each	0.25 - 2.79	816	0.70		0.33 - 1.00	603	0.85	0.75 - 1.33	113	1.21		
Mangoes	Round Varieties Marked Extra Large	each					0.99 - 2.00	48	1.87					
Mangoes	Round Varieties Marked Large	each	0.99 - 1.25	59	1.12		0.50 - 1.25	123	0.67					
Mangoes	Yellow Varieties	each	0.67 - 1.39	610	0.87		0.33 - 1.39	732	0.82	0.75 - 1.49	64	1.25		
Mangoes	Yellow Varieties Marked Large	each	0.79	65	0.79									
Mangoes	Yellow Varieties Marked Medium	each					0.79	6	0.79					
Nectarines	Various White Flesh Varieties	per lb	1.99 - 3.49	264	2.95		1.59 - 3.49	741	2.95	26	2.99	287	2.99	
Nectarines	Various Yellow Flesh Varieties	per lb	0.99 - 3.99	780	2.54		0.50 - 4.99	1336	2.81	47	1.98 - 3.99	473	3.03	
Oranges	Navel	3 lb bag	5.49	29	5.49									
Oranges	Navel	each	0.33 - 0.99	194	0.65		0.81	184	0.81					
Oranges	Navel	per lb	0.97	95	0.97		0.99	73	0.99					
Papaya	Maradol/Tainung Types	per lb	0.97	112	0.97		0.89 - 1.39	234	1.04					
Peaches	Various White Flesh Varieties	per lb	1.99 - 3.49	297	2.96		0.99 - 3.49	730	2.91	53	2.89 - 2.99	290	2.99	
Peaches	Various Yellow Flesh Varieties	per lb	0.99 - 3.99	1251	2.17		0.50 - 4.99	1418	2.73	44	1.98 - 3.99	520	3.00	
Pears	Bartlett	per lb	0.97	95	0.97									
Pineapples		each	2.99	47	2.99		2.47 - 4.99	435	3.37		3.98 - 4.99	96	4.05	
Pineapples		per lb	0.79	65	0.79		0.59 - 0.99	103	0.75		0.99	36	0.99	
Plums		per lb	2.49	61	2.49		1.49 - 3.49	263	2.95	46	3.99	287	3.99	
Raspberries		1 pint (11-12 oz cntr w/ lid)									3.98	6	3.98	
Raspberries		6 oz package	2.50 - 3.34	307	2.73		2.50 - 4.00	314	2.72		2.77 - 2.99	19	2.82	
Strawberries		1 lb package	1.50 - 2.99	933	2.40		0.99 - 3.50	832	2.54	23	2.00 - 2.50	379	2.10	
Strawberries		1 pint (11-12 oz cntr w/ lid)									5.99	19	5.99	
Strawberries		2 lb package	2.98 - 6.99	645	4.43		2.99 - 5.99	160	4.73		3.99 - 4.99	37	4.96	
Tangerines/Mandarins		3 lb bag	4.48	17	4.48		2.29 - 5.00	287	4.09					
Tangerines/Mandarins		per lb	1.77	65	1.77		1.49 - 1.79	27	1.59					
Watermelons	Red Flesh Seeded Type	each	4.99	5	4.99									

Wtd Avg - Simple weighted average



Commodity	Variety	Unit	SOUTH CENTRAL U.S.				SOUTHWEST U.S.				NORTHWEST U.S.			
			Price Range	Number of Ads	Wtd Avg Price	% Marked Local	Price Range	Number of Ads	Wtd Avg Price	% Marked Local	Price Range	Number of Ads	Wtd Avg Price	% Marked Local
Watermelons	Red Flesh Seeded Type	per lb					0.50	55	0.50					
Watermelons	Red Flesh Seedless Miniature	each	2.49 - 3.34	173	2.84		2.47 - 4.99	588	3.74					
Watermelons	Red Flesh Seedless Miniature	per lb								1.49	11	1.49		
Watermelons	Red Flesh Seedless Type	each	1.99 - 7.99	1187	5.42		5.99	8	5.99	5.99 - 7.99	127	6.05		
Watermelons	Red Flesh Seedless Type	per lb	0.33	14	0.33		0.16 - 0.99	997	0.47	0.33 - 0.59	156	0.44		

POTATOES & ONIONS

Onions, Dry	RED	2 lb bag	3.99	134	3.99								
Onions, Dry	RED	per lb	1.29 - 1.69	270	1.43		1.49	146	1.49	1.49	36	1.49	
Onions, Dry	WHITE	2 lb bag	1.99	12	1.99		0.99	42	0.99				
Onions, Dry	WHITE	per lb	0.33 - 1.69	396	0.80		0.33 - 1.49	618	0.91				
Onions, Dry	YELLOW	2 lb bag	1.99 - 2.99	120	2.94								
Onions, Dry	YELLOW	3 lb bag	1.50	47	1.50					2.99	61	2.99	
Onions, Dry	YELLOW	per lb	0.99 - 1.49	61	1.42		0.33 - 1.59	248	0.87	0.78 - 1.59	103	0.95	78
Onions, Dry	YELLOW MARKED SWEET	2 lb bag	2.99	16	2.99		1.29	18	1.29				
Onions, Dry	YELLOW MARKED SWEET	3 lb bag	3.99	175	3.99					3.99	1	3.99	
Onions, Dry	YELLOW MARKED SWEET	per lb	0.88 - 1.68	558	1.28		0.99 - 1.49	676	1.29	1.25 - 1.99	375	1.29	
Potatoes	ROUND RED	3 lb bag	1.95 - 2.99	64	2.93								
Potatoes	ROUND RED	5 lb bag	2.99	6	2.99		2.50	34	2.50	2.98	9	2.98	
Potatoes	ROUND RED	per lb					0.89 - 1.25	330	0.98	0.99	79	0.99	
Potatoes	ROUND WHITE	5 lb bag					2.50	34	2.50				
Potatoes	ROUND WHITE	per lb	0.97 - 0.99	87	0.99		0.89 - 1.25	77	0.93	0.99	18	0.99	
Potatoes	RUSSET	10 lb bag	2.99	6	2.99		0.99 - 3.99	326	2.99				
Potatoes	RUSSET	5 lb bag	1.50 - 2.99	441	2.20		0.99 - 1.99	126	1.41	1.39	23	1.39	
Potatoes	RUSSET	per lb	0.50 - 0.99	171	0.73		0.38 - 0.99	195	0.82	0.38 - 0.79	33	0.58	48
Potatoes	YELLOW TYPE	3 lb bag	1.95	4	1.95								
Potatoes	YELLOW TYPE	5 lb bag								2.98	9	2.98	
Potatoes	YELLOW TYPE	per lb					0.69 - 1.25	17	0.89	0.49 - 1.39	83	0.98	

VEGETABLES

Artichokes		each	2.50	278	2.50		2.50 - 3.99	418	2.97	2.50 - 3.00	137	2.95	
Asparagus	GREEN	per lb	1.99 - 3.99	447	3.01		0.99 - 3.99	897	3.20	1.79 - 3.54	148	2.06	
Beans	ROUND GREEN TYPE	12 oz bag	2.50	23	2.50								
Beans	ROUND GREEN TYPE	per lb	1.49	29	1.49								
Bok Choy		per lb					0.99	40	0.99				
Broccoli		per lb					0.99	73	0.99	1.49	131	1.49	

Wtd Avg - Simple weighted average



Commodity	Variety	Unit	SOUTH CENTRAL U.S.				SOUTHWEST U.S.				NORTHWEST U.S.			
			Price Range	Number of Ads	Wtd Avg Price	% Marked Local	Price Range	Number of Ads	Wtd Avg Price	% Marked Local	Price Range	Number of Ads	Wtd Avg Price	% Marked Local
Broccoli	BABY HYBRID TYPE	per bunch					3.00	8	3.00					
Broccoli	CROWN CUT	per lb	1.99	14	1.99		1.29 - 2.99	100	2.68		1.69 - 2.49	71	2.06	
Brussels Sprouts		1 lb bag	2.50	278	2.50		2.50	223	2.50		2.50	14	2.50	
Brussels Sprouts		per lb	2.99 - 3.99	102	3.06		1.99 - 3.49	195	3.43					
Cabbage	RED TYPE	per lb	0.78 - 1.19	129	0.82	9								
Cabbage	ROUND GREEN TYPE	per lb	0.49 - 0.79	202	0.72	10	0.50 - 0.69	143	0.61		0.89	36	0.89	
Cactus Leaf (Nopales)		per lb	0.98	9	0.98									
Carrots		2 lb bag					1.25 - 2.00	122	1.29		2.19	79	2.19	
Carrots		5 lb film bag	3.00	11	3.00		3.00	42	3.00					
Carrots		per lb	0.29 - 0.79	117	0.49		0.67	61	0.67		0.79	3	0.79	
Carrots	BABY PEELED	1 lb bag	1.29 - 1.50	113	1.38		0.99 - 1.25	121	1.11					
Carrots	BABY PEELED	2 lb bag	1.99	6	1.99		1.99 - 2.00	25	1.99		1.50 - 2.79	51	2.10	
Cauliflower		each	3.99	12	3.99									
Cauliflower		per lb					0.99	73	0.99		1.29 - 1.79	173	1.51	
Celery		each	1.78	42	1.78		0.79 - 0.99	50	0.82					
Celery		per lb					1.49	10	1.49					
Chayote		per lb					1.39	9	1.39					
Cilantro		per bunch					0.50 - 0.99	127	0.75					
Corn-Sweet		each	0.17 - 0.67	1654	0.32		0.17 - 0.89	1729	0.39	27	0.40 - 0.83	247	0.63	
Corn-Sweet		trays 4-5 ears film wrapped	1.95 - 4.98	600	3.72		1.95 - 5.99	369	4.31		3.98 - 4.99	79	4.94	
Cucumbers		each	0.33 - 0.89	356	0.66		0.25 - 1.00	746	0.73		0.79 - 1.39	38	1.15	
Cucumbers	LONG SEEDLESS - Greenhouse	each	0.99	436	0.99		0.99 - 1.25	410	1.18		0.99 - 1.67	18	1.63	
Eggplant		per lb					0.79	9	0.79					
Garlic		per sleeve	1.50	65	1.50		0.75 - 1.67	350	1.17		1.50	9	1.50	
Jalapeno Peppers		per lb	0.89 - 1.79	393	1.23		0.79 - 1.25	150	0.96					
Kale		per bunch	1.50	9	1.50	100								
Lettuce	Boston	each					1.99	8	1.99					
Lettuce	Green Leaf	each	0.99	6	0.99		0.59 - 2.79	84	1.17					
Lettuce	Iceberg	each					2.50	80	2.50					
Lettuce	Red Leaf	each					0.69 - 2.79	66	1.32					
Lettuce	Romaine	each					1.49 - 2.79	18	2.21					
Lettuce	Romaine (Hearts)	3 count					2.99	146	2.99		3.98	8	3.98	
Mixed Mini Sweet Peppers		1 lb package	2.49	36	2.49		0.99 - 3.49	38	2.60					
Mushrooms	CREMINI	8 oz package	2.00 - 2.69	48	2.50		2.00 - 2.99	36	2.06		2.50	36	2.50	
Mushrooms	PORTOBELLA	6 oz package	2.99	6	2.99									
Mushrooms	PORTOBELLA	8 oz package					2.99	8	2.99					
Mushrooms	PORTOBELLA	per lb									5.99	7	5.99	

Wtd Avg - Simple weighted average



National Retail Report - Specialty Crops
Friday, June 14, 2024 - Page 22

Mushrooms	WHITE	6 oz package									2.99	6	2.99	
Mushrooms	WHITE	8 oz package	1.89 - 2.49	54	2.02		1.49 - 2.00	103	1.95		1.99 - 3.99	59	2.93	
Onions, Green		per bunch	0.75 - 0.98	70	0.80		0.20 - 0.99	287	0.64		0.79	106	0.79	
Peppers (Bell Type)	GREEN	each	0.50 - 0.99	149	0.69		0.67 - 1.49	591	0.92		0.89 - 1.25	40	1.11	
Peppers (Bell Type)	GREEN	per lb					0.99 - 2.59	17	1.74					
Peppers (Bell Type)	ORANGE - Greenhouse	each	1.25	7	1.25									
Peppers (Bell Type)	ORANGE	each	0.89 - 1.66	590	1.07		0.69 - 1.25	476	1.14		0.99 - 1.50	103	1.07	
Peppers (Bell Type)	ORANGE	per lb					0.99	9	0.99					
Peppers (Bell Type)	RED - Greenhouse	each	1.25	7	1.25									
Peppers (Bell Type)	RED	each	0.89 - 1.66	657	1.10		0.69 - 1.25	586	1.11		0.99 - 1.50	109	1.06	
Peppers (Bell Type)	RED	per lb					0.99 - 2.59	17	1.74					
Peppers (Bell Type)	YELLOW - Greenhouse	each	1.25	7	1.25									
Peppers (Bell Type)	YELLOW	each	0.89 - 1.66	590	1.07		0.69 - 1.25	476	1.14		0.99 - 1.50	103	1.07	
Peppers (Bell Type)	YELLOW	per lb					0.99	9	0.99					
Radishes		per bunch					0.50	64	0.50		0.79	96	0.79	
Salad (Mixed Types)		10-12 oz package	2.50 - 3.99	537	2.61		1.50 - 3.00	794	2.71		2.50 - 3.49	37	3.09	
Salad (Mixed Types)		5-9 oz package	2.49 - 3.00	312	2.61		2.50 - 3.00	525	2.91		2.50 - 3.49	37	3.09	
Serrano Peppers		per lb	1.59	30	1.59									
Spinach		per bunch	1.79	7	1.79		0.99	53	0.99					
Spinach	FLAT TYPE	5-7 oz package	2.50 - 2.99	61	2.72									
Spinach	FLAT TYPE	8-10 oz package	2.00	61	2.00		1.29 - 1.49	15	1.37		2.50	36	2.50	
Squash	GREY	per lb	0.88 - 0.97	272	0.94		0.69 - 1.49	17	1.11					
Squash	Yellow Crookneck/Straightneck	per lb	0.98 - 1.49	601	1.29	3	1.49	26	1.49					
Squash	Zucchini	per lb	0.98 - 1.49	601	1.29	3	1.49	26	1.49					
Sweet Potatoes		3 lb bag	1.95	4	1.95		1.95	34	1.95					
Sweet Potatoes		per lb	0.69 - 0.99	177	0.79									
Tomatillos		per lb	0.89 - 1.29	113	1.01		0.79 - 1.49	147	0.98					
Tomatoes		per lb	1.48 - 1.99	284	1.68	11	0.50 - 2.49	160	2.41		1.25 - 1.79	303	1.27	
Tomatoes	Cherry Type	1 pint package	2.00	7	2.00		1.25 - 2.99	176	2.92					
Tomatoes	Cherry Type	10 oz package	2.99	61	2.99									
Tomatoes	GRAPE TYPE	1 pint package	1.75 - 1.97	313	1.96		1.25 - 3.00	184	2.92		2.00	17	2.00	
Tomatoes	GRAPE TYPE	10 oz package	1.47 - 3.99	278	2.71	4								
Tomatoes	Plum Type (Roma)	per lb	0.67 - 1.48	441	1.23		0.69 - 0.99	177	0.81		2.99	22	2.99	
Tomatoes	VINE RIPES - Greenhouse	per lb	1.27 - 1.99	254	1.49	14	3.99	27	3.99		0.89 - 1.99	121	1.36	
Tomatoes	VINE RIPES	per lb	1.49 - 1.99	287	1.78	9	0.50 - 0.99	13	0.73					
Tomatoes	VINE RIPES - ON THE VINE - Greenhouse	per lb	0.99 - 1.59	31	1.28		0.69 - 2.99	210	1.34		0.88 - 1.99	534	1.43	1

Wtd Avg - Simple weighted average



Commodity	Variety	Unit	SOUTH CENTRAL U.S.				SOUTHWEST U.S.				NORTHWEST U.S.			
			Price Range	Number of Ads	Wtd Avg Price	% Marked Local	Price Range	Number of Ads	Wtd Avg Price	% Marked Local	Price Range	Number of Ads	Wtd Avg Price	% Marked Local
OTHER SPECIALTY CROP ITEMS														
Hemp Protein		16 oz	14.99	107	14.99						14.99	4	14.99	
Hemp Seeds Shelled		16 oz	13.59	75	13.59		13.59	109	13.59					
Hemp Seeds Shelled		7 oz	9.29	75	9.29						8.99	16	8.99	
Hemp Seeds Shelled		8 oz	6.29 - 9.99	274	8.20		6.29 - 9.99	329	8.62		6.29 - 9.99	52	7.29	
SEASONAL ITEMS														
Ornamentals	Rose, Hybrid Tea	bunched 12s	10.88	65	10.88		12.99	55	12.99		12.99	9	12.99	

Wtd Avg - Simple weighted average



Commodity	Variety	Unit	ALASKA U.S.				HAWAII U.S.			
			Price Range	Number of Ads	Wtd Avg Price	% Marked Local	Price Range	Number of Ads	Wtd Avg Price	% Marked Local
FRUIT										
Apples	Braeburn	per lb	0.99	2	0.99					
Apples	Envy	per lb				2.29 - 2.99	26	2.91		
Apples	Fuji	per lb				1.29 - 1.79	11	1.61		
Apples	Honeycrisp	per lb	1.99	2	1.99					
Apples	Jazz	per lb				2.99	23	2.99		
Apples	Pink Lady/Cripps Pink	per lb	2.99	28	2.99					
Apples, Processed	Juice	64 oz (1/2 gallon)	2.99	11	2.99					
Avocados	Hass	each				1.50	23	1.50		
Avocados	Hass-Marked Small	each	1.39 - 2.29	29	2.26					
Bananas		per lb				1.29	3	1.29		
Blueberries		1 pint (11-12 oz cntr w/ lid)	3.00	2	3.00					
Blueberries		18 oz package	6.49	1	6.49					
Blueberries		6 oz package	2.50 - 3.49	13	2.65					
Cherries	Rainier	per lb	6.99 - 7.99	22	7.49					
Cherries	Red Varieties	per lb	3.49 - 7.99	53	6.32	4.99 - 6.21	33	5.96		
Grapes	Black Seedless	per lb				5.74	4	5.74	100	
Grapes	Red Seedless	per lb				5.39 - 5.74	27	5.44	14	
Grapes	White Seedless Type	per lb				5.39 - 5.74	27	5.44	14	
Lemons		each	0.69	1	0.69					
Limes		each				1.00	23	1.00		
Mangoes	Round Varieties	each	1.69 - 1.89	4	1.74					
Mangoes	Round Varieties	per lb				3.99	23	3.99		
Mangoes	Yellow Varieties	each				1.95	4	1.95		
Nectarines	Various White Flesh Varieties	per lb	3.99	11	3.99	3.99	23	3.99		
Nectarines	Various Yellow Flesh Varieties	per lb	3.49 - 4.49	25	4.09	3.49 - 5.49	30	5.02		
Oranges	Navel	3 lb bag				4.99	4	4.99		
Oranges	Navel	per lb				2.49	23	2.49		
Oranges	Navel, Cara Cara	3 lb bag				4.99	3	4.99		
Peaches	Various White Flesh Varieties	per lb	3.18 - 3.99	14	3.82	2.99	33	2.99		
Peaches	Various Yellow Flesh Varieties	per lb	3.18 - 4.49	28	3.99	2.99 - 5.49	56	4.02		
Pears	D'Anjou	per lb	3.99	28	3.99					
Plums		per lb	3.69 - 4.99	20	4.40					
Raspberries		6 oz package	2.98 - 3.49	5	3.18					
Strawberries		1 lb package	2.50 - 4.69	24	3.51	4.99	23	4.99		

Wtd Avg - Simple weighted average



Commodity	Variety	Unit	ALASKA U.S.				HAWAII U.S.			
			Price Range	Number of Ads	Wtd Avg Price	% Marked Local	Price Range	Number of Ads	Wtd Avg Price	% Marked Local
Watermelons	Red Flesh Seedless Type	each	5.99 - 8.99	11	6.54					
Watermelons	Red Flesh Seedless Type	per lb	0.89	1	0.89		0.89 - 0.99	6	0.92	66
POTATOES & ONIONS										
Onions, Dry	YELLOW	3 lb bag					3.99	7	3.99	
Onions, Dry	YELLOW	per lb	1.19 - 1.49	10	1.46					
Onions, Dry	YELLOW MARKED SWEET	per lb	1.67 - 1.69	13	1.67		2.49	23	2.49	100
Potatoes	ROUND RED	per lb					1.49	7	1.49	
Potatoes	RUSSET	5 lb bag	3.49	11	3.49					
Potatoes	YELLOW TYPE	5 lb bag	5.28	3	5.28					
VEGETABLES										
Artichokes		each	4.00	11	4.00		3.00	23	3.00	
Asparagus	GREEN	per lb	2.79	11	2.79		3.99 - 4.99	50	4.45	
Beans	ROUND GREEN TYPE	per lb	1.88	3	1.88					
Broccoli	CROWN CUT	per lb	2.49	2	2.49		2.99	23	2.99	
Cabbage	ROUND GREEN TYPE	per lb					0.99	7	0.99	
Carrots		per lb					1.49	3	1.49	
Carrots	BABY PEELED	2 lb bag					4.79	7	4.79	
Cauliflower		per lb					2.99	23	2.99	
Celery		per lb	1.28	3	1.28					
Chinese Cabbage		per lb	1.59	1	1.59		1.29 - 1.49	27	1.46	
Cilantro		per bunch	1.00	1	1.00					
Corn-Sweet		each	1.25	2	1.25		0.50 - 0.78	27	0.54	
Corn-Sweet		trays 4-5 ears film wrapped	6.99	11	6.99					
Cucumbers		each	1.00 - 1.25	10	1.23					
Lettuce	Iceberg	each					2.99	4	2.99	
Lettuce	Iceberg	per lb					2.49 - 2.99	26	2.93	
Lettuce	Romaine	each	2.78	3	2.78					
Mushrooms	CREMINI	8 oz package	3.00	1	3.00					
Mushrooms	WHITE	8 oz package	2.50 - 3.00	5	2.64		3.59	3	3.59	
Peppers (Bell Type)	GREEN	each	1.50	9	1.50					
Peppers (Bell Type)	GREEN	per lb					2.99	23	2.99	100
Peppers (Bell Type)	ORANGE	each	1.50 - 2.99	50	2.38					
Peppers (Bell Type)	ORANGE	per lb	2.99	1	2.99					
Peppers (Bell Type)	RED	each	1.50 - 2.99	50	2.38					
Peppers (Bell Type)	RED	per lb	2.99	1	2.99					

Wtd Avg - Simple weighted average



Commodity	Variety	Unit	ALASKA U.S.				HAWAII U.S.			
			Price Range	Number of Ads	Wtd Avg Price	% Marked Local	Price Range	Number of Ads	Wtd Avg Price	% Marked Local
Peppers (Bell Type)	YELLOW	each	1.50 - 2.99	50	2.38					
Peppers (Bell Type)	YELLOW	per lb	2.99	1	2.99					
Salad (Mixed Types)		10-12 oz package	3.50	11	3.50					
Salad (Mixed Types)		5-9 oz package	3.50	11	3.50					
Squash	Acorn	per lb	1.39	1	1.39					
Squash	Butternut	per lb	1.39	1	1.39					
Squash	Kabocha	per lb	1.39	1	1.39	1.29	4	1.29		
Squash	Spaghetti	per lb	1.39	1	1.39					
Sweet Potatoes		per lb				2.49	23	2.49	100	
Tomatoes		per lb				2.39 - 2.99	56	2.93	82	
Tomatoes	Plum Type (Roma)	per lb	1.39	1	1.39					
Tomatoes	VINE RIPES - Greenhouse	per lb				4.99	23	4.99		
Tomatoes	VINE RIPES - ON THE VINE - Greenhouse	per lb	1.67 - 2.99	39	2.62	2.99	4	2.99		
OTHER SPECIALTY CROP ITEMS										
Hemp Seeds Shelled		16 oz				15.99	4	15.99		
Hemp Seeds Shelled		8 oz	8.24	11	8.24					

Wtd Avg - Simple weighted average



NATIONAL ORGANIC SUMMARY

(not including AK & HI)

Fruit								
Commodity	Variety	Unit	THIS WEEK		LAST WEEK		LAST YEAR	
			Number of Ads	Wtd Avg Price	Number of Ads	Wtd Avg Price	Number of Ads	Wtd Avg Price
Apples	Fuji	2 lb bag	9	3.99	160	3.88	1,617	4.97
Apples	Fuji	per lb	520	1.91	198	3.03	130	2.93
Apples	Gala/Royal Gala	2 lb bag	77	3.85	50	3.58	1,633	4.97
Apples	Gala/Royal Gala	per lb	448	1.99	193	3.10	53	1.69
Apples	Granny Smith	2 lb bag	9	3.99	106	3.50		
Apples	Granny Smith	per lb	440	2.00	9	2.49	142	2.89
Apples	Honeycrisp	2 lb bag	347	3.98	1,552	4.70		
Apples	Honeycrisp	per lb	118	3.05	666	3.52		
Apples	Pink Lady/Cripps Pink	2 lb bag	20	3.99	106	3.50	56	5.49
Apples, Processed	Juice	64 oz (1/2 gallon)	173	3.96			254	3.18
Apricots		per lb	456	4.24	603	4.54	116	3.88
Avocados	Hass	each	493	1.92	437	2.07	1,398	2.03
Avocados	Hass-Marked Extra Large	each	8	3.50	8	3.50		
Avocados	Hass-Marked Large	each	347	2.00	33	2.50		
Bananas		per lb	223	0.88	516	0.81	757	0.78
Blackberries		1 pint (11-12 oz cntr w/ lid)	34	4.50				
Blackberries		5.6-6 oz package	1,689	4.45	3,100	3.77	1,984	3.68
Blueberries		1 pint (11-12 oz cntr w/ lid)	507	4.14	1,684	4.12		
Blueberries		18 oz package	16	7.99	772	4.90		
Blueberries		4.4 oz package	272	2.00				
Blueberries		6 oz package	519	2.84	2,167	3.35	465	4.06
Cantaloupes		each	703	4.07	846	4.08	16	4.99
Cantaloupes		per lb	57	1.12	16	1.19	46	1.01
Cherries	Red Varieties	per lb	39	6.55			107	5.98
Grapes	Black Seedless	per lb	481	4.10	295	4.46	747	3.28
Grapes	Red Seedless	per lb	3,645	3.56	944	4.71	3,352	3.22
Grapes	White Seedless Type	per lb	2,511	3.30	1,749	3.68	3,691	3.21
Kiwifruit	Yellow Flesh	1-lb containers with lids	381	5.17				
Lemons		2 lb bag	343	4.05	9	4.99	190	5.99
Lemons		each	11	0.99	85	0.55		
Limes		each	187	0.50			187	0.50
Mangoes	Round Varieties	each	32	2.22	23	2.69		
Mangoes	Yellow Varieties	each	33	1.55	16	2.00		

Wtd Avg - Simple weighted average



Commodity	Variety	Unit	THIS WEEK		LAST WEEK		LAST YEAR	
			Number of Ads	Wtd Avg Price	Number of Ads	Wtd Avg Price	Number of Ads	Wtd Avg Price
Nectarines	Various White Flesh Varieties	per lb	8	3.50			30	4.99
Nectarines	Various Yellow Flesh Varieties	per lb	3,982	3.62	1,237	3.51	1,563	3.47
Oranges	Valencia	each	9	2.00	38	1.25		
Oranges	Valencia	per lb	26	1.99				
Peaches	Various White Flesh Varieties	per lb	27	5.90	136	4.28	46	4.99
Peaches	Various Yellow Flesh Varieties	per lb	3,693	3.60	1,723	3.71	1,357	3.50
Pears	Bartlett	per lb	287	1.98	17	2.16	9	1.99
Pears	Bosc	per lb	190	1.99				
Pears	D'Anjou	per lb	190	1.99			45	1.62
Raspberries		6 oz package	1,712	4.53	2,792	3.78		
Strawberries		1 lb package	5,698	3.94	3,727	3.82	2,645	4.24
Strawberries		1 pint (11-12 oz cntr w/ lid)	53	4.39	11	3.99		
Strawberries		2 lb package	406	5.81	249	5.39	100	6.99
Tangerines/Mandarins		2 lb bag	22	3.99	162	5.20	22	4.49
Watermelons	Red Flesh Seedless Miniature	each	891	4.98	525	5.29	491	4.84
Watermelons	Red Flesh Seedless Type	each	9	9.99	9	9.99	16	5.99
Watermelons	Red Flesh Seedless Type	per lb	42	1.16	32	1.10	5	0.89

Potatoes & Onions

Commodity	Variety	Unit	THIS WEEK		LAST WEEK		LAST YEAR	
			Number of Ads	Wtd Avg Price	Number of Ads	Wtd Avg Price	Number of Ads	Wtd Avg Price
Onions, Dry	YELLOW	2 lb bag	205	2.94				
Onions, Dry	YELLOW MARKED SWEET	2 lb bag	14	2.99	334	3.40	347	2.99
Onions, Dry	YELLOW MARKED SWEET	3 lb bag	744	3.56	84	4.04		
Potatoes	RUSSET	per lb	154	1.49	172	1.37	154	1.79

Vegetables

Commodity	Variety	Unit	THIS WEEK		LAST WEEK		LAST YEAR	
			Number of Ads	Wtd Avg Price	Number of Ads	Wtd Avg Price	Number of Ads	Wtd Avg Price
Asparagus	GREEN	per lb	314	3.62	68	3.46	1	2.99
Beets		per bunch	9	2.99	7	1.50	30	2.04
Broccoli		per bunch	801	3.13	635	3.83	488	3.09
Broccoli		per lb	13	1.99	9	2.29	6	2.99
Broccoli	BABY HYBRID TYPE	per bunch	432	3.27				
Broccoli	CROWN CUT	per lb	9	2.99			960	3.48
Cabbage	ROUND GREEN TYPE	per lb	38	0.99				
Carrots		1 lb bag	65	1.43	46	1.99		

Wtd Avg - Simple weighted average



Commodity	Variety	Unit	THIS WEEK		LAST WEEK		LAST YEAR	
			Number of Ads	Wtd Avg Price	Number of Ads	Wtd Avg Price	Number of Ads	Wtd Avg Price
Carrots		per bunch	28	3.09	107	2.51	83	2.49
Carrots		per lb	154	1.29	171	1.36	154	1.69
Carrots	BABY PEELED	1 lb bag	775	1.67	710	2.02	898	2.08
Cauliflower		each	103	3.21	151	3.98	6	4.98
Cauliflower		per lb	22	1.29	79	1.58	82	1.73
Celery		each	23	2.50			134	2.87
Celery	HEARTS	per package	198	3.08	15	3.59		
Cilantro		per bunch	23	1.49	53	0.99	154	1.52
Cucumbers		each	45	1.24	6	1.25	9	1.00
Cucumbers	LONG SEEDLESS - Greenhouse	each	592	2.26	217	2.08	20	2.15
Eggplant		each	29	2.39				
Eggplant		per lb	8	1.99				
Kale		per bunch	103	2.14	148	2.32	96	1.93
Lettuce	Green Leaf	each	154	1.99	154	1.99	162	1.79
Lettuce	Iceberg	each	299	2.95	231	3.14	1,435	2.59
Lettuce	Red Leaf	each	154	1.99	154	1.99	170	1.83
Lettuce	Romaine	each	22	1.99			8	2.00
Lettuce	Romaine (Hearts)	3 count	198	4.25	452	4.59	339	3.95
Mixed Mini Sweet Peppers		1 lb package	83	4.99			372	4.97
Mushrooms	CREMINI	6 oz package	11	3.00				
Mushrooms	CREMINI	8 oz package	453	3.12	501	3.04		
Mushrooms	PORTOBELLA	6 oz package	40	2.99			69	3.05
Mushrooms	WHITE	6 oz package	51	2.99			6	3.28
Mushrooms	WHITE	8 oz package	628	3.08	388	3.07	88	3.91
Onions, Green		per bunch	64	0.74	195	0.99	237	1.30
Peppers (Bell Type)	GREEN	each	9	1.25	25	1.12		
Salad (Mixed Types)		1 lb package	274	4.75	65	6.99		
Salad (Mixed Types)		10-12 oz package	239	5.35	301	5.50	123	5.92
Salad (Mixed Types)		5-9 oz package	1,213	3.50	2,414	3.41	1,046	3.79
Spinach		per bunch	22	1.99				
Spinach	FLAT TYPE	1 lb package	92	5.60			64	5.00
Spinach	FLAT TYPE	5-7 oz package	402	3.34	90	3.62		
Spinach	FLAT TYPE	8-10 oz package	89	5.62	7	5.99		
Squash	Zucchini	per lb	16	2.79	2,003	1.95	93	2.40
Swiss Chard		per bunch	9	2.00			11	2.50
Tomatoes		per lb	344	2.77	344	2.77	157	2.60
Tomatoes	Cherry Type	1 pint package	21	2.37	21	2.97	113	3.18

Wtd Avg - Simple weighted average



Commodity	Variety	Unit	THIS WEEK		LAST WEEK		LAST YEAR	
			Number of Ads	Wtd Avg Price	Number of Ads	Wtd Avg Price	Number of Ads	Wtd Avg Price
Tomatoes	GRAPE TYPE	1 pint package	318	3.06	1,005	2.90	793	2.82
Tomatoes	GRAPE TYPE	10 oz package	20	2.50	218	3.82	15	2.32
Tomatoes	VINE RIPES - Greenhouse	per lb	122	2.99	9	1.99	16	2.06
Tomatoes	Vine Ripes - Heirloom Varieties - Greenhouse	per lb	187	2.99	16	4.99	13	2.99
Tomatoes	VINE RIPES - ON THE VINE - Greenhouse	per lb	1,214	2.10	535	3.09	602	2.45

Other Specialty Crop Items

Commodity	Variety	Unit	THIS WEEK		LAST WEEK		LAST YEAR	
			Number of Ads	Wtd Avg Price	Number of Ads	Wtd Avg Price	Number of Ads	Wtd Avg Price
Hemp (Seed) Oil		16 oz	347	16.99	163	16.99		
Hemp Protein		12 oz	279	13.50	193	12.74		
Hemp Protein		16 oz	109	13.49	15	14.39	169	15.77
Hemp Protein		32 oz	154	22.99	154	22.99		
Hemp Protein		8 oz	105	11.62				
Hemp Seeds Shelled		12 oz	751	13.77	889	13.99	732	14.67
Hemp Seeds Shelled		16 oz	356	14.44	312	14.50	236	13.59
Hemp Seeds Shelled		7 oz	1,325	10.14	953	10.22	1,174	9.36
Hemp Seeds Shelled		8 oz	304	9.86	304	11.22		

Wtd Avg - Simple weighted average



REGIONAL ORGANIC DETAILS

Commodity	Variety	Unit	NORTHEAST U.S.				SOUTHEAST U.S.				MIDWEST U.S.			
			Price Range	Number of Ads	Wtd Avg Price	% Marked Local	Price Range	Number of Ads	Wtd Avg Price	% Marked Local	Price Range	Number of Ads	Wtd Avg Price	% Marked Local
FRUIT														
Apples	Fuji	2 lb bag					3.99	9	3.99					
Apples	Fuji	per lb	1.99	458	1.99									
Apples	Gala/Royal Gala	2 lb bag					3.99	9	3.99	2.50	7	2.50		
Apples	Gala/Royal Gala	per lb	1.99	448	1.99									
Apples	Granny Smith	2 lb bag					3.99	9	3.99					
Apples	Granny Smith	per lb	1.99 - 2.49	437	2.00		1.99	3	1.99					
Apples	Honeycrisp	2 lb bag					3.98	52	3.98					
Apples	Honeycrisp	per lb	1.99 - 2.49	16	2.27					1.99	22	1.99		
Apples	Pink Lady/Cripps Pink	2 lb bag								3.99	20	3.99		
Apples, Processed	Juice	64 oz (1/2 gallon)	3.50 - 3.99	133	3.95		3.99	40	3.99					
Apricots		per lb	4.43	122	4.43					4.43	67	4.43		
Avocados	Hass	each								2.00	28	2.00		
Avocados	Hass-Marked Large	each					2.00	52	2.00					
Bananas		per lb	0.88 - 1.29	69	1.09					0.79	13	0.79		
Blackberries		1 pint (11-12 oz cntr w/ lid)	4.50	34	4.50									
Blackberries		5.6-6 oz package	2.99 - 3.99	153	3.94		5.00	1195	5.00	2.99 - 3.49	96	3.04		
Blueberries		1 pint (11-12 oz cntr w/ lid)	3.99 - 4.99	94	4.87		4.00	52	4.00	2.50 - 3.99	39	3.26		
Blueberries		4.4 oz package	2.00	272	2.00									
Blueberries		6 oz package	2.00 - 5.99	427	2.80					2.50 - 3.99	20	2.95		
Cantaloupes		each	3.89 - 3.99	305	3.95		3.99	14	3.99	3.89	67	3.89		
Cantaloupes		per lb								1.39	11	1.39		
Cherries	Red Varieties	per lb								6.99	22	6.99		
Grapes	Black Seedless	per lb	4.10	122	4.10		4.10	86	4.10	4.10	67	4.10		
Grapes	Red Seedless	per lb	2.99 - 5.99	723	4.59		2.99 - 4.10	2269	3.05	2.49 - 4.10	151	3.43		
Grapes	White Seedless Type	per lb	2.99 - 4.10	382	3.49		2.99 - 4.10	1690	3.14	2.99 - 4.10	112	3.76		
Kiwifruit	Yellow Flesh	1-lb containers with lids	5.99 - 6.99	102	6.63									
Lemons		2 lb bag	3.99 - 4.99	329	4.01									
Limes		each					0.50	187	0.50					
Mangoes	Round Varieties	each	1.00 - 1.99	16	1.43									
Mangoes	Yellow Varieties	each	1.00 - 1.25	17	1.12									
Nectarines	Various Yellow Flesh Varieties	per lb	3.88 - 4.99	339	4.03		3.49 - 3.88	1744	3.51	3.49 - 3.88	753	3.52		
Oranges	Valencia	each	2.00	9	2.00									
Peaches	Various Yellow Flesh Varieties	per lb	3.99 - 4.99	225	4.15		1.29 - 3.49	1666	3.48	3.49	686	3.49		
Pears	Bartlett	per lb	1.99 - 2.49	199	2.01					0.99	7	0.99		

Wtd Avg - Simple weighted average



Commodity	Variety	Unit	NORTHEAST U.S.				SOUTHEAST U.S.				MIDWEST U.S.			
			Price Range	Number of Ads	Wtd Avg Price	% Marked Local	Price Range	Number of Ads	Wtd Avg Price	% Marked Local	Price Range	Number of Ads	Wtd Avg Price	% Marked Local
Pears	Bosc	per lb	1.99	190	1.99									
Pears	D'Anjou	per lb	1.99	190	1.99									
Raspberries		6 oz package	2.99 - 3.99	153	3.94		5.00	1195	5.00		3.98 - 3.99	57	3.99	
Strawberries		1 lb package	3.49 - 4.99	1013	4.30		3.34 - 5.99	2154	3.78		3.49 - 5.99	594	3.73	
Strawberries		1 pint (11-12 oz cnr w/ lid)	4.49 - 4.50	42	4.50									
Strawberries		2 lb package	3.89	122	3.89						5.99	39	5.99	
Tangerines/Mandarins		2 lb bag									3.99	22	3.99	
Watermelons	Red Flesh Seedless Miniature	each	4.99	122	4.99		4.98 - 4.99	138	4.99		1.99 - 4.99	74	4.71	
Watermelons	Red Flesh Seedless Type	each	9.99	9	9.99									
POTATOES & ONIONS														
Onions, Dry	YELLOW	2 lb bag	2.99	183	2.99						2.50	22	2.50	
Onions, Dry	YELLOW MARKED SWEET	2 lb bag					2.99	14	2.99					
Onions, Dry	YELLOW MARKED SWEET	3 lb bag	2.99 - 4.49	744	3.56									
Potatoes	RUSSET	per lb									1.49	13	1.49	
VEGETABLES														
Asparagus	GREEN	per lb					3.98	187	3.98					
Beets		per bunch	2.99	9	2.99									
Broccoli		per bunch	2.99 - 3.99	359	3.09		3.99	74	3.99		2.99	10	2.99	
Broccoli	BABY HYBRID TYPE	per bunch	2.49 - 3.32	138	3.22						3.32	67	3.32	
Broccoli	CROWN CUT	per lb	2.99	9	2.99									
Cabbage	ROUND GREEN TYPE	per lb	0.99	38	0.99									
Carrots		1 lb bag	1.49	9	1.49		1.50	34	1.50		1.29	22	1.29	
Carrots		per bunch									3.99	11	3.99	
Carrots		per lb									1.29	13	1.29	
Carrots	BABY PEELED	1 lb bag	1.49 - 1.99	625	1.60									
Cauliflower		each									3.99	23	3.99	
Cauliflower		per lb									1.29	22	1.29	
Celery		each									2.50	23	2.50	
Celery	HEARTS	per package	2.99 - 3.99	169	3.21						1.69 - 2.49	29	2.30	
Cucumbers		each									0.89	22	0.89	
Cucumbers	LONG SEEDLESS - Greenhouse	each	1.99	183	1.99		1.99 - 2.39	380	2.38					
Eggplant		per lb	1.99	8	1.99									
Kale		per bunch	1.99	9	1.99						1.50 - 3.77	31	2.16	
Lettuce	Green Leaf	each									1.99	13	1.99	
Lettuce	Iceberg	each	2.99	183	2.99		2.99	14	2.99		2.49	22	2.49	

Wtd Avg - Simple weighted average



Commodity	Variety	Unit	NORTHEAST U.S.				SOUTHEAST U.S.				MIDWEST U.S.				
			Price Range	Number of Ads	Wtd Avg Price	% Marked Local	Price Range	Number of Ads	Wtd Avg Price	% Marked Local	Price Range	Number of Ads	Wtd Avg Price	% Marked Local	
Lettuce	Red Leaf	each										1.99	13	1.99	
Lettuce	Romaine	each										1.99	22	1.99	
Lettuce	Romaine (Hearts)	3 count	4.99	15	4.99							3.69 - 6.49	58	4.55	
Mixed Mini Sweet Peppers		1 lb package	4.99	15	4.99										
Mushrooms	CREMINI	8 oz package	3.99	15	3.99										
Mushrooms	WHITE	8 oz package	2.50	59	2.50										
Salad (Mixed Types)		1 lb package	3.99 - 5.99	89	4.24							5.00	16	5.00	
Salad (Mixed Types)		10-12 oz package	6.99	42	6.99							4.99	102	4.99	
Salad (Mixed Types)		5-9 oz package	2.50 - 5.79	378	3.70		3.00 - 3.99	129	3.59			2.50 - 3.99	263	3.59	
Spinach		per bunch										1.99	22	1.99	
Spinach	FLAT TYPE	1 lb package					5.99	74	5.99						
Spinach	FLAT TYPE	5-7 oz package	3.50 - 3.99	166	3.82		3.00	52	3.00						
Spinach	FLAT TYPE	8-10 oz package	3.99 - 6.99	58	5.96										
Squash	Zucchini	per lb	2.79	16	2.79										
Tomatoes		per lb	2.99	190	2.99							2.49	13	2.49	
Tomatoes	GRAPE TYPE	1 pint package	2.99 - 3.00	212	2.99		3.00	3	3.00			3.99	11	3.99	
Tomatoes	GRAPE TYPE	10 oz package										2.50	20	2.50	
Tomatoes	VINE RIPES - ON THE VINE - Greenhouse	per lb	2.99	183	2.99		1.89 - 2.99	959	1.91						
OTHER SPECIALTY CROP ITEMS															
Hemp (Seed) Oil		16 oz					16.99	52	16.99						
Hemp Protein		12 oz	12.74	9	12.74		15.19	86	15.19						
Hemp Protein		32 oz										22.99	13	22.99	
Hemp Protein		8 oz										11.62	105	11.62	
Hemp Seeds Shelled		12 oz	12.79 - 14.99	139	13.03		14.99	52	14.99			11.49 - 13.59	80	13.25	
Hemp Seeds Shelled		16 oz	14.44	9	14.44		14.44	52	14.44						
Hemp Seeds Shelled		7 oz	9.39 - 11.99	552	9.63		10.79 - 11.99	126	11.29			7.69 - 10.19	80	9.78	
Hemp Seeds Shelled		8 oz	10.49	9	10.49										

Wtd Avg - Simple weighted average



Commodity	Variety	Unit	SOUTH CENTRAL U.S.				SOUTHWEST U.S.				NORTHWEST U.S.			
			Price Range	Number of Ads	Wtd Avg Price	% Marked Local	Price Range	Number of Ads	Wtd Avg Price	% Marked Local	Price Range	Number of Ads	Wtd Avg Price	% Marked Local
FRUIT														
Apples	Fuji	per lb					1.29	53	1.29		1.59	9	1.59	
Apples	Gala/Royal Gala	2 lb bag	3.99	61	3.99									
Apples	Honeycrisp	2 lb bag	3.98	107	3.98		3.98	184	3.98		3.98	4	3.98	
Apples	Honeycrisp	per lb					3.49	80	3.49					
Apricots		per lb	4.43	75	4.43		4.43	109	4.43		2.99 - 4.43	83	3.37	
Avocados	Hass	each					0.99 - 2.00	465	1.92					
Avocados	Hass-Marked Extra Large	each					3.50	8	3.50					
Avocados	Hass-Marked Large	each	2.00	107	2.00		2.00	184	2.00		2.00	4	2.00	
Bananas		per lb	0.79	92	0.79		0.79	23	0.79		0.79	26	0.79	
Blackberries		5.6-6 oz package	2.99	61	2.99		2.50	184	2.50					
Blueberries		1 pint (11-12 oz cntr w/ lid)	4.00	107	4.00		3.99 - 4.00	195	4.00		4.00 - 4.99	20	4.79	
Blueberries		18 oz package									7.99	16	7.99	
Blueberries		6 oz package					2.98 - 3.50	28	3.13		2.98 - 2.99	44	2.99	
Cantaloupes		each	3.89 - 4.99	170	4.50		3.89 - 3.99	125	3.90		3.89	22	3.89	
Cantaloupes		per lb					0.99	11	0.99		0.99 - 1.19	35	1.08	
Cherries	Red Varieties	per lb									5.99	17	5.99	
Grapes	Black Seedless	per lb	4.10	75	4.10		4.10	109	4.10		4.10	22	4.10	
Grapes	Red Seedless	per lb	2.49 - 4.10	136	3.38		3.58 - 5.58	335	4.89		4.10 - 4.49	31	4.21	
Grapes	White Seedless Type	per lb	2.49 - 4.10	165	3.36		3.99 - 4.49	131	4.11		4.10 - 4.49	31	4.21	
Kiwifruit	Yellow Flesh	1-lb containers with lids	3.99	95	3.99		4.98	184	4.98					
Lemons		2 lb bag					4.99	14	4.99					
Lemons		each									0.99	11	0.99	
Mangoes	Round Varieties	each									3.00	16	3.00	
Mangoes	Yellow Varieties	each									2.00	16	2.00	
Nectarines	Various White Flesh Varieties	per lb					3.50	8	3.50					
Nectarines	Various Yellow Flesh Varieties	per lb	3.49 - 3.88	501	3.55		3.49 - 5.69	424	4.07		3.49 - 3.88	221	3.53	
Oranges	Valencia	per lb					1.99	26	1.99					
Peaches	Various White Flesh Varieties	per lb					5.69 - 5.99	27	5.90					
Peaches	Various Yellow Flesh Varieties	per lb	3.49 - 4.49	494	3.63		3.49 - 5.99	423	4.00		3.49	199	3.49	
Pears	Bartlett	per lb									1.98	81	1.98	
Raspberries		6 oz package					2.50	184	2.50		3.99	123	3.99	
Strawberries		1 lb package	3.49 - 4.99	513	3.75		3.49 - 5.99	1194	4.04		3.49 - 5.99	230	4.30	
Strawberries		1 pint (11-12 oz cntr w/ lid)					3.99	11	3.99					
Strawberries		2 lb package	5.99	61	5.99		6.98	184	6.98					

Wtd Avg - Simple weighted average



Commodity	Variety	Unit	SOUTH CENTRAL U.S.				SOUTHWEST U.S.				NORTHWEST U.S.			
			Price Range	Number of Ads	Wtd Avg Price	% Marked Local	Price Range	Number of Ads	Wtd Avg Price	% Marked Local	Price Range	Number of Ads	Wtd Avg Price	% Marked Local
Watermelons	Red Flesh Seedless Miniature	each	4.98 - 4.99	213	4.98		4.98 - 5.99	309	5.04		4.98 - 4.99	35	4.99	
Watermelons	Red Flesh Seedless Type	per lb					0.79 - 1.49	26	1.14		1.19	16	1.19	
POTATOES & ONIONS														
Potatoes	RUSSET	per lb	1.49	92	1.49		1.49	23	1.49		1.49	26	1.49	
VEGETABLES														
Asparagus	GREEN	per lb					2.99	120	2.99		4.99	7	4.99	100
Broccoli		per bunch					2.99	358	2.99					
Broccoli		per lb					1.99	13	1.99					
Broccoli	BABY HYBRID TYPE	per bunch	3.32	75	3.32		3.32	109	3.32		2.98 - 3.32	43	3.15	
Carrots		per bunch									2.50	17	2.50	
Carrots		per lb	1.29	92	1.29		1.29	23	1.29		1.29	26	1.29	
Carrots	BABY PEELED	1 lb bag					1.50 - 1.99	150	1.96	81				
Cauliflower		each					2.99	80	2.99					
Cilantro		per bunch									1.49	23	1.49	
Cucumbers		each	1.25	9	1.25		1.79	14	1.79					
Cucumbers	LONG SEEDLESS - Greenhouse	each	2.39	29	2.39									
Eggplant		each	2.39	29	2.39									
Kale		per bunch					1.99 - 2.00	27	1.99		2.00 - 2.50	36	2.26	
Lettuce	Green Leaf	each	1.99	92	1.99		1.99	23	1.99		1.99	26	1.99	
Lettuce	Iceberg	each					2.99	80	2.99					
Lettuce	Red Leaf	each	1.99	92	1.99		1.99	23	1.99		1.99	26	1.99	
Lettuce	Romaine (Hearts)	3 count	3.88 - 4.49	44	4.08						3.98	81	3.98	
Mixed Mini Sweet Peppers		1 lb package	4.99	68	4.99									
Mushrooms	CREMINI	6 oz package									3.00	11	3.00	
Mushrooms	CREMINI	8 oz package					3.00 - 3.49	438	3.09					
Mushrooms	PORTOBELLA	6 oz package					2.99	40	2.99					
Mushrooms	WHITE	6 oz package					2.99	40	2.99		3.00	11	3.00	
Mushrooms	WHITE	8 oz package					3.00 - 3.99	438	3.18		2.99	131	2.99	
Onions, Green		per bunch					0.69	53	0.69		0.99	11	0.99	
Peppers (Bell Type)	GREEN	each	1.25	9	1.25									
Salad (Mixed Types)		1 lb package					4.99	169	4.99					
Salad (Mixed Types)		10-12 oz package	5.00	95	5.00									
Salad (Mixed Types)		5-9 oz package	4.50	107	4.50		2.50 - 3.49	332	2.85		3.00	4	3.00	
Spinach	FLAT TYPE	1 lb package					3.99	18	3.99					
Spinach	FLAT TYPE	5-7 oz package					3.00	184	3.00					

Wtd Avg - Simple weighted average



Commodity	Variety	Unit	SOUTH CENTRAL U.S.				SOUTHWEST U.S.				NORTHWEST U.S.			
			Price Range	Number of Ads	Wtd Avg Price	% Marked Local	Price Range	Number of Ads	Wtd Avg Price	% Marked Local	Price Range	Number of Ads	Wtd Avg Price	% Marked Local
Spinach	FLAT TYPE	8-10 oz package	5.00	31	5.00									
Swiss Chard		per bunch	2.00	9	2.00									
Tomatoes		per lb	2.49	92	2.49		2.49	23	2.49		2.49	26	2.49	
Tomatoes	Cherry Type	1 pint package					1.99 - 3.00	21	2.37					
Tomatoes	GRAPE TYPE	1 pint package					1.99	13	1.99		3.29	79	3.29	
Tomatoes	VINE RIPES - Greenhouse	per lb					2.99	122	2.99					
Tomatoes	Vine Ripes - Heirloom Varieties - Greenhouse	per lb					2.99	187	2.99					
Tomatoes	VINE RIPES - ON THE VINE - Greenhouse	per lb					0.99 - 3.99	72	2.34					

OTHER SPECIALTY CROP ITEMS

Hemp (Seed) Oil		16 oz	16.99	107	16.99		16.99	184	16.99		16.99	4	16.99
Hemp Protein		12 oz					12.74	184	12.74				
Hemp Protein		16 oz					13.49	109	13.49				
Hemp Protein		32 oz	22.99	92	22.99		22.99	23	22.99		22.99	26	22.99
Hemp Seeds Shelled		12 oz	11.49 - 14.99	199	13.37		11.49 - 14.99	207	14.60		11.49 - 15.99	74	13.64
Hemp Seeds Shelled		16 oz	14.44	107	14.44		14.44	184	14.44		14.44	4	14.44
Hemp Seeds Shelled		7 oz	7.69 - 11.99	199	10.00		7.69 - 11.99	316	10.88		7.69 - 11.99	52	9.42
Hemp Seeds Shelled		8 oz	11.24	107	11.24		8.99	184	8.99		11.24	4	11.24

Wtd Avg - Simple weighted average



Commodity	Variety	Unit	ALASKA U.S.				HAWAII U.S.			
			Price Range	Number of Ads	Wtd Avg Price	% Marked Local	Price Range	Number of Ads	Wtd Avg Price	% Marked Local
FRUIT										
Apples	Gala/Royal Gala	2 lb bag	3.99	1	3.99					
Apples	Honeycrisp	2 lb bag	3.99	1	3.99					
Apricots		per lb				6.21	4	6.21		
Cantaloupes		each				5.45	4	5.45		
Grapes	Red Seedless	per lb	4.98	3	4.98					
Grapes	White Seedless Type	per lb	4.98	3	4.98					
Mangoes	Round Varieties	each	1.98	3	1.98					
Nectarines	Various Yellow Flesh Varieties	per lb	4.49	11	4.49	5.43	4	5.43		
Peaches	Various Yellow Flesh Varieties	per lb	4.49	11	4.49					
Raspberries		6 oz package	4.49	11	4.49					
Strawberries		1 lb package				5.45	4	5.45		
Watermelons	Red Flesh Seedless Miniature	each				6.98	4	6.98		
VEGETABLES										
Asparagus	GREEN	per lb	3.99	11	3.99	4.96	4	4.96		
Broccoli		per lb				3.99	23	3.99		
Broccoli	BABY HYBRID TYPE	per bunch				4.65	4	4.65		
Cabbage	ROUND GREEN TYPE	per lb	1.89	1	1.89					
Carrots	BABY PEELED	1 lb bag	2.59	1	2.59					
Cucumbers		each	1.38	3	1.38					
Salad (Mixed Types)		5-9 oz package				6.99	23	6.99		
OTHER SPECIALTY CROP ITEMS										
Hemp Seeds Shelled		12 oz				17.59 - 18.39	8	17.99		
Hemp Seeds Shelled		7 oz	9.74	11	9.74	12.69	4	12.69		

Wtd Avg - Simple weighted average

REGIONAL DEFINITIONS

As used in this report, regions include the following states:	
NORTHEAST U.S.	Connecticut, Delaware, Massachusetts, Maryland, Maine, New Hampshire, New Jersey, New York, Pennsylvania, Rhode Island and Vermont
SOUTHEAST U.S.	Alabama, Florida, Georgia, Mississippi, North Carolina, South Carolina, Tennessee, Virginia and West Virginia
MIDWEST U.S.	Iowa, Illinois, Indiana, Kentucky, Michigan, Minnesota, North Dakota, Nebraska, Ohio, South Dakota and Wisconsin
SOUTH CENTRAL U.S.	Arkansas, Colorado, Kansas, Louisiana, Missouri, New Mexico, Oklahoma, and Texas
SOUTHWEST U.S.	Arizona, California, Nevada and Utah
NORTHWEST U.S.	Idaho, Montana, Oregon, Washington, and Wyoming
ALASKA	Alaska
HAWAII	Hawaii
NATIONAL	Continental United States

1 -- Specialty Crops Market News surveys nearly 271 retailers, comprising over 29,700 individual stores, with online weekly advertised features.

2 -- Date range reflects one week of data collection ending on the report date and encompassing ad pricing good from the Saturday before the report release date through the following Friday.