



Advertised Prices for Specialty Crops Products at Major Retail Supermarket Outlets ending during the period of 6/15/2024 to 6/27/2024

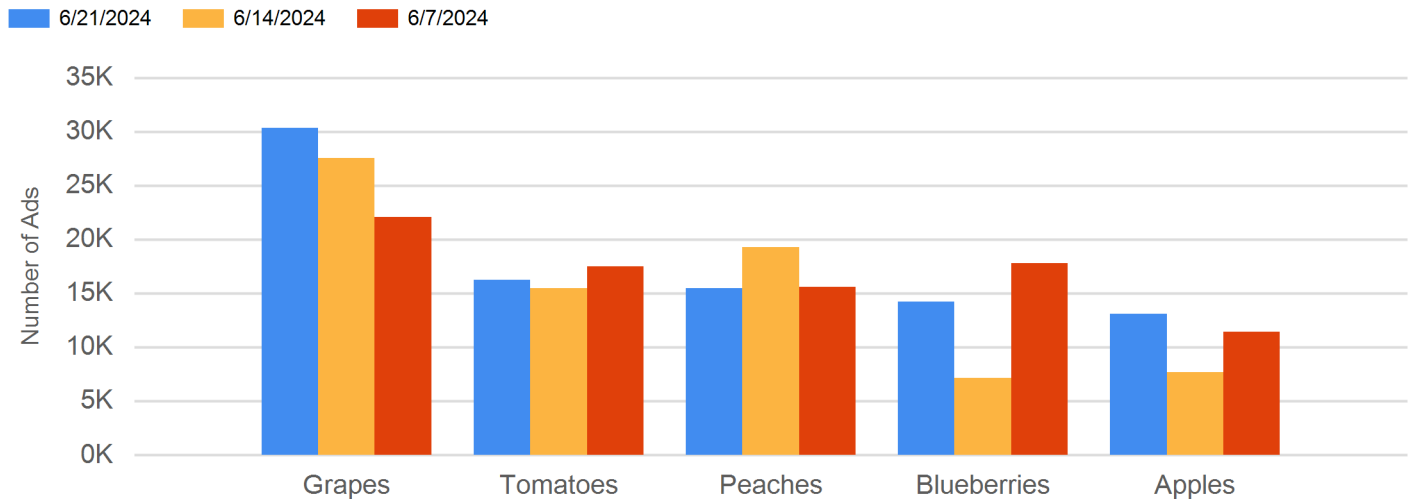
Peachy Keen

Retailers offered fewer sales this week as they took a break before the upcoming 4th of July promotion period. Peaches, nectarines, cherries, and grapes were some of the sweetest deals for shoppers looking for freshness on a budget. The bounty of new crop offerings didn't stop with fruit, as sweet corn, zucchini, yellow squash, tomatoes, asparagus, and lettuce were available from local and region farms across the country. Many flyers featured 4th of July party supplies and fireworks.

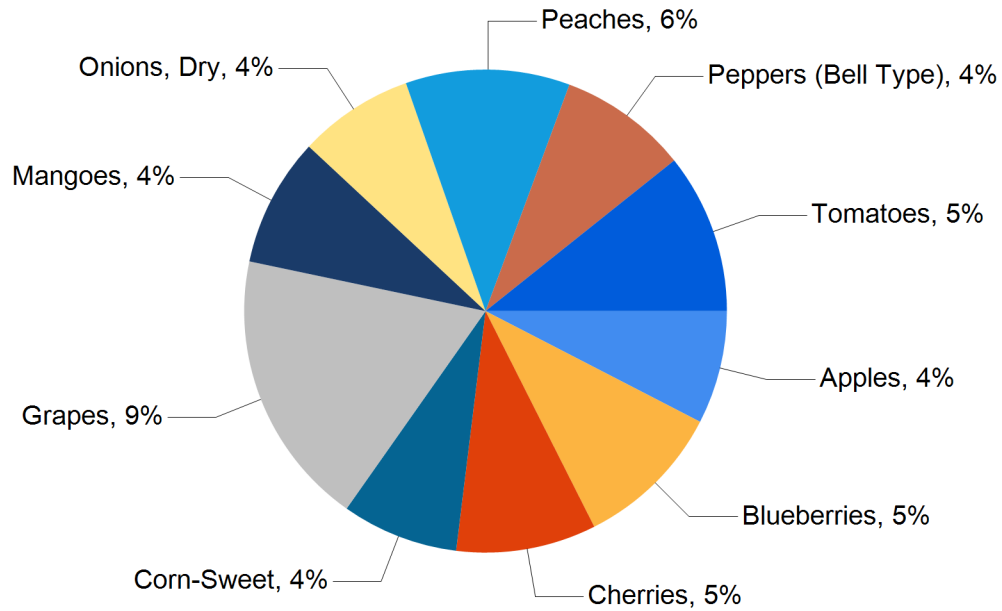
Total ad numbers this week were 296,072, a 4% decrease from last week's total of 308,356. The total for the same week last year was 5% lower at 281,586. The total number of ads broken out by commodity groups: fruit 180,394 (61% of all ads), onions and potatoes 18,025 (6%), vegetables 92,601 (31%), herbs 1,472, ornamentals 1,756, and hemp 3,296. The number of ads for organic produce was 45,424, 15% of total ads.

The following are the prices of major advertised items (3,000 plus ads) this week, compared to the same week last year. Significant increases in price for fruit this week included organic seedless grapes (red at 19% and white at 17%). Significant decreases included strawberries (1 lb.) at 20% and yellow peaches at 16%. There were no significant changes in price for potatoes and onions this week. There were no significant increases in price for vegetables this week. Significant decreases included on-the-vine tomatoes at 16% and sweet corn at 14%.

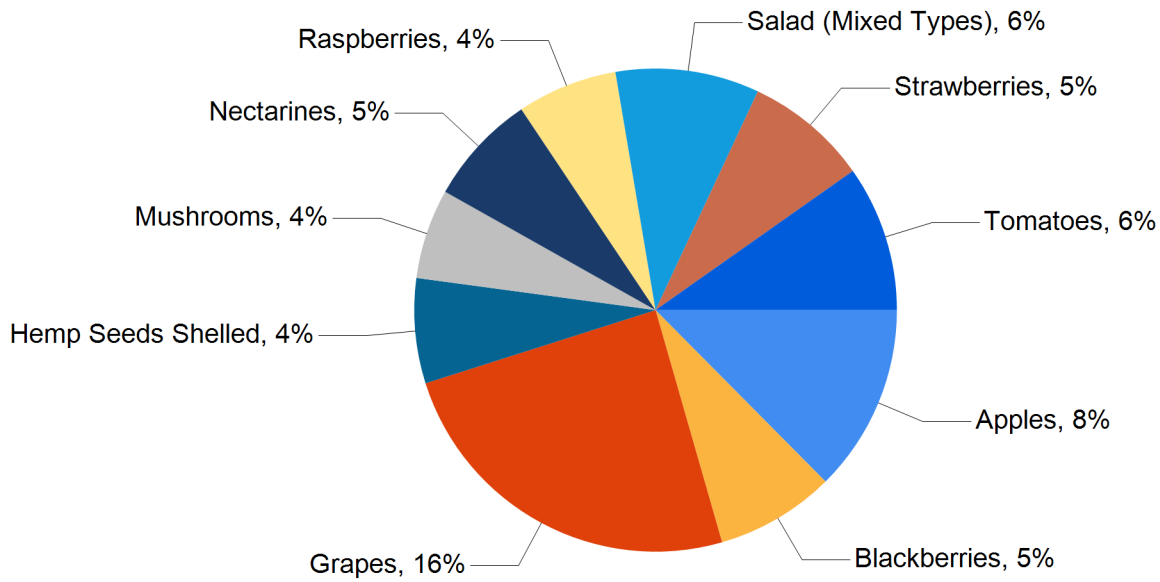
Top 5 Commodities Featured This Week



Top 10 Commodities as Percentage of Total Conventional Ads

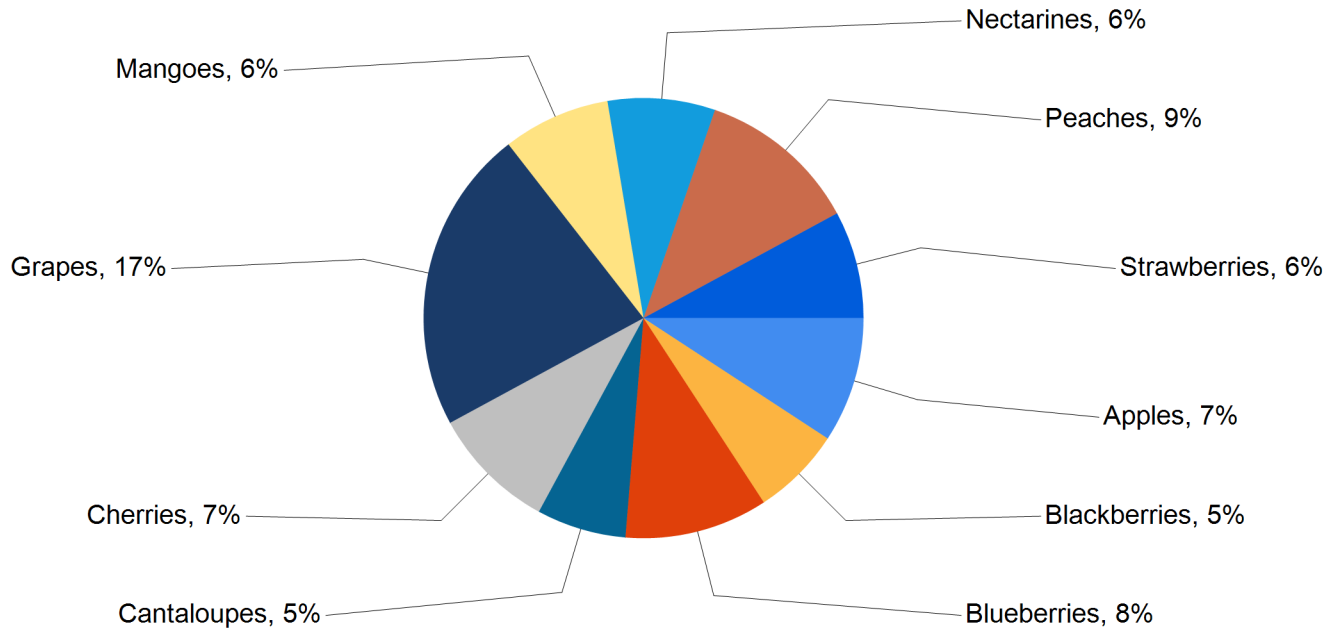


Top 10 Commodities as Percentage of Total Organic Ads

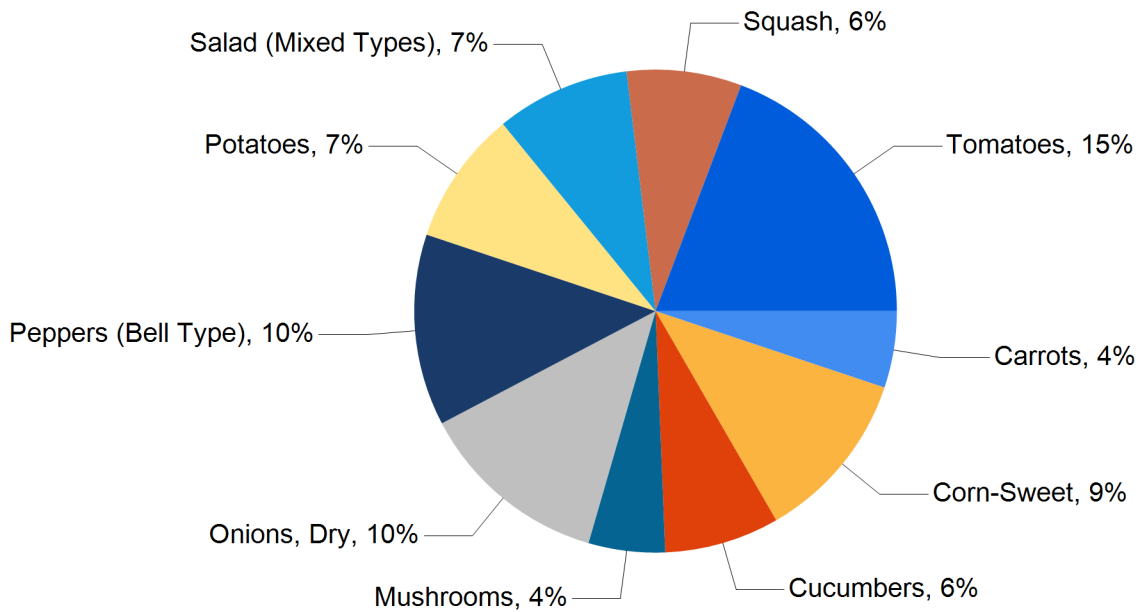


Wtd Avg - Simple weighted average

Top 10 Fruits as Percentage of Total Fruit Ads



Top 10 Vegetables as Percentage of Total Vegetable Ads Including Onions and Potatoes



Wtd Avg - Simple weighted average

NATIONAL CONVENTIONAL SUMMARY
(not including AK & HI)

Fruit								
Commodity	Variety	Unit	THIS WEEK		LAST WEEK		LAST YEAR	
			Number of Ads	Wtd Avg Price	Number of Ads	Wtd Avg Price	Number of Ads	Wtd Avg Price
Apple Pears		per lb	40	1.89	6	1.29		
Apples	Ambrosia	per lb	25	1.43	11	1.29		
Apples	Envy	2 lb bag	20	2.48				
Apples	Envy	per lb	100	1.99	9	2.79		
Apples	Fuji	2 lb bag	103	3.79				
Apples	Fuji	3 lb bag	300	3.90	330	2.98	1,861	4.97
Apples	Fuji	per lb	1,258	1.61	495	1.73	2,467	1.52
Apples	Gala/Royal Gala	3 lb bag	761	3.94	23	3.30	197	3.06
Apples	Gala/Royal Gala	per lb	178	1.60	141	1.55	2,551	1.53
Apples	Golden Delicious	per lb	187	1.01	50	1.73		
Apples	Granny Smith	2 lb bag	120	3.79				
Apples	Granny Smith	3 lb bag	55	3.50	22	4.04		
Apples	Granny Smith	per lb	791	1.56	460	1.54	24	1.91
Apples	Honeycrisp	2 lb bag	473	3.99	1,436	2.99		
Apples	Honeycrisp	3 lb bag	717	3.97	24	4.00		
Apples	Honeycrisp	per lb	1,359	1.44	1,871	1.77	733	2.48
Apples	Jazz	per lb	11	1.49	12	1.49		
Apples	McIntosh	per lb	8	1.49			16	0.99
Apples	Pinata	per lb	11	1.49				
Apples	Pink Lady/Cripps Pink	3 lb bag	176	2.89	8	4.99	64	4.15
Apples	Pink Lady/Cripps Pink	per lb	2,098	1.12	181	1.63	2,573	1.64
Apples	Red Delicious	3 lb bag	412	3.99	374	3.32	82	3.50
Apples	Red Delicious	5 lb bag	27	3.99	46	4.98	31	5.00
Apples	Red Delicious	per lb	276	1.16	232	1.16	57	0.96
Apples, Processed	Juice	64 oz (1/2 gallon)	3,585	2.45	3,512	2.60	2,484	2.60
Apples, Processed	Juice	96 oz (3/4 gallon)	152	4.05	15	3.99	114	3.82
Apples, Processed	Juice Marked Cider	64 oz (1/2 gallon)	242	3.69	197	3.99	58	2.05
Apricots		per lb	592	3.69	726	3.67	1,109	4.16
Avocados	Hass	each	3,235	1.27	1,854	1.32	8,648	1.36
Avocados	Hass-Marked Extra Large	each	153	1.68	62	2.05		
Avocados	Hass-Marked Large	each	527	1.65	489	1.51		
Avocados	Hass-Marked Medium	each	417	1.26	595	1.29		
Avocados	Hass-Marked Small	each	11	0.60	387	0.56		

Wtd Avg - Simple weighted average



Commodity	Variety	Unit	THIS WEEK		LAST WEEK		LAST YEAR	
			Number of Ads	Wtd Avg Price	Number of Ads	Wtd Avg Price	Number of Ads	Wtd Avg Price
Avocados	Various Greenskin Varieties	each	34	2.50				
Bananas		per lb	755	0.51	445	0.46	475	0.54
Blackberries		1 pint (11-12 oz cntr w/ lid)	129	4.86	104	6.56		
Blackberries		5.6-6 oz package	6,669	2.40	5,103	2.73	4,848	2.57
Blueberries		1 pint (11-12 oz cntr w/ lid)	8,351	2.58	3,931	2.54		
Blueberries		18 oz package	1,310	4.77	1,358	4.34	867	4.17
Blueberries		6 oz package	2,921	2.98	811	2.25	2,737	2.95
Cactus Pears		each	252	1.99				
Cantaloupes		each	7,324	2.86	4,894	3.12	7,683	2.83
Cantaloupes		per lb	541	0.68	517	0.72	746	0.77
Cherries	Rainier	per lb	171	6.10	2,613	6.04	430	6.47
Cherries	Red Varieties	per lb	11,582	3.78	12,700	3.62	10,333	4.14
Clementines		2 lb bag	178	3.95	14	4.44	57	4.32
Clementines		3 lb bag	183	5.45	52	6.11	769	4.88
Grapefruit	RED	4 lb film bags	9	4.99				
Grapefruit	RED	each	856	0.96	8	1.00	134	0.96
Grapefruit	RED	per lb	119	1.91	14	0.79	61	0.50
Grapes	Black Seedless	per lb	2,900	2.15	2,829	2.48	2,015	2.35
Grapes	Red Globe Seeded Type	per lb	81	1.73	206	1.00		
Grapes	Red Seedless	per lb	10,123	2.13	8,895	2.16	6,383	2.22
Grapes	White Seedless Type	per lb	10,190	2.04	8,985	2.53	7,241	1.95
Honeydews		each	270	4.24	665	3.66	325	3.61
Honeydews		per lb	244	0.79	245	0.80	614	1.29
Kiwifruit	Hayward	each	575	0.54	137	0.67	1,580	0.40
Kiwifruit	Yellow Flesh	1-lb containers with lids	1,092	4.57	300	5.38		
Kiwifruit	Yellow Flesh	2-lb containers with lids	58	8.68				
Kiwifruit	Yellow Flesh	each	10	0.75				
Lemons		1 lb bag	313	2.05	190	1.99		
Lemons		2 lb bag	827	3.18	2,391	2.95	1,448	3.16
Lemons		each	1,994	0.67	1,679	0.64	1,100	0.66
Lemons		per lb	240	0.79	132	0.92	122	0.70
Limes		each	1,556	0.30	2,052	0.42	1,489	0.37
Limes		per lb	317	0.86	186	0.96	259	0.67
Mangoes	Round Varieties	each	5,412	1.04	4,923	1.11		
Mangoes	Round Varieties Marked Extra Large	each	287	1.10	155	1.44		
Mangoes	Round Varieties Marked Large	each	1,682	1.03	573	1.11		

Wtd Avg - Simple weighted average



Commodity	Variety	Unit	THIS WEEK		LAST WEEK		LAST YEAR	
			Number of Ads	Wtd Avg Price	Number of Ads	Wtd Avg Price	Number of Ads	Wtd Avg Price
Mangoes	Yellow Varieties	each	2,876	1.30	3,085	1.05		
Mangoes	Yellow Varieties Marked Large	each	570	0.99	638	0.97		
Nectarines	Various White Flesh Varieties	per lb	1,819	2.85	3,470	3.01	3,163	2.72
Nectarines	Various Yellow Flesh Varieties	per lb	6,917	2.61	7,053	2.79	7,407	2.69
Oranges	Navel	3 lb bag	549	4.89	495	5.33	481	5.74
Oranges	Navel	4 lb bag	500	4.76			106	5.00
Oranges	Navel	each	1,313	1.06	1,328	0.97	1,549	0.95
Oranges	Navel	per lb	907	1.34	288	0.98	371	1.80
Oranges	Valencia	per lb	11	0.89			118	0.79
Papaya	Maradol/Tainung Types	each	252	5.49				
Papaya	Maradol/Tainung Types	per lb	470	1.15	404	1.04	742	1.00
Peaches	Various White Flesh Varieties	per lb	1,861	2.85	3,840	2.95	3,554	2.69
Peaches	Various Yellow Flesh Varieties	per lb	11,961	2.03	11,702	2.39	8,996	2.41
Pears	Bartlett	per lb	536	1.80	273	1.54	337	1.96
Pears	Bosc	per lb	19	1.70	53	1.68	46	1.85
Persimmons		each	252	2.50				
Pineapples		each	2,081	2.79	2,933	2.66	3,929	2.83
Pineapples		per lb	185	0.74	204	0.81	249	0.73
Plums		per lb	1,239	2.92	1,273	3.00	1,165	3.14
Plums	Interspecific Type	per lb	1,447	2.98	28	3.99	380	3.11
Raspberries		1 pint (11-12 oz cntr w/ lid)	1,317	3.49	6	3.98		
Raspberries		6 oz package	1,835	2.89	2,949	2.92		
Strawberries		1 lb package	6,619	2.37	6,720	2.38	6,831	2.98
Strawberries		1 pint (11-12 oz cntr w/ lid)	104	3.50	204	4.18		
Strawberries		2 lb package	1,341	4.93	1,146	4.78	3,071	4.26
Tangerines/Mandarins		2 lb bag	170	3.99	338	4.98		
Tangerines/Mandarins		3 lb bag	1,173	4.98	1,886	4.85	858	5.41
Watermelons	Red Flesh Seeded Type	each	54	5.32	49	7.19	14	6.99
Watermelons	Red Flesh Seeded Type	per lb	93	0.43	71	0.48	84	0.42
Watermelons	Red Flesh Seedless Miniature	each	2,180	3.58	2,644	4.29	3,949	3.76
Watermelons	Red Flesh Seedless Miniature	per lb	142	0.74	11	1.49	115	1.29
Watermelons	Red Flesh Seedless Type	each	2,064	5.72	8,048	5.33	2,361	5.61
Watermelons	Red Flesh Seedless Type	per lb	470	0.54	1,280	0.47	404	0.57

Wtd Avg - Simple weighted average



Potatoes & Onions								
Commodity	Variety	Unit	THIS WEEK		LAST WEEK		LAST YEAR	
			Number of Ads	Wtd Avg Price	Number of Ads	Wtd Avg Price	Number of Ads	Wtd Avg Price
Onions, Dry	RED	2 lb bag	189	3.90	547	3.23	735	3.04
Onions, Dry	RED	3 lb bag	72	4.99	1,020	3.99	388	4.99
Onions, Dry	RED	per lb	122	1.21	474	1.45	433	1.21
Onions, Dry	WHITE	3 lb bag	63	2.00	14	1.99		
Onions, Dry	WHITE	per lb	1,901	1.18	1,088	0.87	1,574	1.10
Onions, Dry	YELLOW	2 lb bag	281	1.75	246	2.29	155	2.04
Onions, Dry	YELLOW	3 lb bag	424	2.64	349	2.51	2,679	2.52
Onions, Dry	YELLOW	per lb	135	0.95	474	0.95	302	1.45
Onions, Dry	YELLOW MARKED SWEET	2 lb bag	131	3.00	661	2.87	186	2.56
Onions, Dry	YELLOW MARKED SWEET	3 lb bag	2,272	4.18	2,784	3.87	1,704	3.85
Onions, Dry	YELLOW MARKED SWEET	5 lb bag	291	4.80	305	4.83	403	4.94
Onions, Dry	YELLOW MARKED SWEET	per lb	3,816	1.19	4,703	1.23	2,907	1.26
Potatoes	ROUND RED	3 lb bag	18	3.49	241	2.46	1,226	2.99
Potatoes	ROUND RED	5 lb bag	490	3.67	141	3.47	2,140	3.64
Potatoes	ROUND RED	per lb	298	1.03	424	0.99	329	1.12
Potatoes	ROUND WHITE	5 lb bag	25	3.79	34	2.50	90	3.32
Potatoes	ROUND WHITE	per lb	105	0.90	190	0.96	7	0.79
Potatoes	RUSSET	10 lb bag	446	3.36	566	3.21	113	3.89
Potatoes	RUSSET	3 lb bag	43	1.72	17	1.70	136	1.73
Potatoes	RUSSET	5 lb bag	1,748	2.49	3,765	3.10	2,472	3.25
Potatoes	RUSSET	8 lb bag	343	5.82	63	4.66	956	4.98
Potatoes	RUSSET	per lb	2,522	0.98	1,857	0.75	357	1.27
Potatoes	YELLOW TYPE	3 lb bag	74	1.18	213	2.42	37	2.67
Potatoes	YELLOW TYPE	5 lb bag	553	4.67	97	3.32	386	5.53
Potatoes	YELLOW TYPE	per lb	216	0.96	124	0.90	40	1.81

Vegetables								
Commodity	Variety	Unit	THIS WEEK		LAST WEEK		LAST YEAR	
			Number of Ads	Wtd Avg Price	Number of Ads	Wtd Avg Price	Number of Ads	Wtd Avg Price
Artichokes		each	68	3.20	839	2.82	634	2.98
Asparagus	GREEN	per lb	2,647	3.15	6,922	2.91	2,815	3.12
Beans	ROUND GREEN TYPE	12 oz bag	272	3.00	408	1.64		
Beans	ROUND GREEN TYPE	per lb	378	1.69	118	1.60	353	1.57
Beets		per bunch	29	2.50	9	2.49	17	1.97
Beets		per lb	173	0.89	14	0.99	8	0.50
Bok Choy		per lb	30	1.33	40	0.99		

Wtd Avg - Simple weighted average



Commodity	Variety	Unit	THIS WEEK		LAST WEEK		LAST YEAR	
			Number of Ads	Wtd Avg Price	Number of Ads	Wtd Avg Price	Number of Ads	Wtd Avg Price
Broccoli		per bunch	1,286	2.95	47	1.99	1,260	2.97
Broccoli		per lb	21	2.49	221	1.34	41	1.39
Broccoli	CROWN CUT	per lb	1,256	2.02	408	2.09	1,024	2.00
Brussels Sprouts		1 lb bag	11	2.99	515	2.50		
Brussels Sprouts		12 oz bag	378	3.14	10	3.49		
Brussels Sprouts		per lb	605	2.64	381	3.13	98	3.42
Cabbage	RED TYPE	per lb	46	0.69	129	0.82	243	0.98
Cabbage	ROUND GREEN TYPE	per lb	1,143	0.66	1,155	0.71	2,140	0.79
Cactus Leaf (Nopales)		per lb	16	0.33	9	0.98	34	1.21
Carrots		2 lb bag	169	1.94	210	1.64	39	1.73
Carrots		5 lb film bag	97	3.00	53	3.00		
Carrots		per lb	139	0.50	181	0.55	164	0.57
Carrots	BABY PEELED	1 lb bag	1,656	1.34	1,134	1.32	2,208	1.22
Carrots	BABY PEELED	2 lb bag	1,052	1.92	324	2.63	320	2.12
Cauliflower		each	177	2.96	206	3.14	2,501	2.88
Cauliflower		per lb	237	1.12	672	2.18	533	1.28
Celery		each	479	1.39	367	1.65	1,295	1.56
Celery		per lb	95	1.32	10	1.49	10	2.19
Celery	HEARTS	per package	9	2.49	78	2.99		
Chayote		each	69	0.83	199	0.78		
Chayote		per lb	9	1.39	9	1.39		
Cilantro		per bunch	1,086	1.16	198	0.84	707	0.86
Collards		1 lb bag	59	2.99	37	2.99		
Collards		per bunch	24	1.44	252	2.00	15	1.85
Collards		per lb	219	1.45	18	1.29	22	0.99
Corn-Sweet		each	6,580	0.43	10,112	0.43	4,006	0.50
Corn-Sweet		trays 4-5 ears film wrapped	3,224	3.48	2,708	3.81		
Cucumbers		each	2,639	0.60	2,639	0.71	2,372	0.61
Cucumbers	LONG SEEDLESS - Greenhouse	each	3,532	1.46	4,567	1.40	1,361	1.42
Eggplant		each	146	2.00	366	2.39	34	1.29
Eggplant		per lb	1,057	1.31	525	1.75	758	1.53
Garlic		per lb	9	3.99	9	3.99	15	6.99
Garlic		per sleeve	252	1.86	439	1.24	193	1.17
Jalapeno Peppers		per lb	500	1.16	641	1.14	1,336	1.05
Kale		per bunch	18	1.65	261	1.98	23	1.46
Kale		per lb	219	1.45	18	1.29		
Lettuce	Boston	each	82	1.67	15	1.43		

Wtd Avg - Simple weighted average



Commodity	Variety	Unit	THIS WEEK		LAST WEEK		LAST YEAR	
			Number of Ads	Wtd Avg Price	Number of Ads	Wtd Avg Price	Number of Ads	Wtd Avg Price
Lettuce	Green Leaf	each	348	1.82	255	1.51	252	1.47
Lettuce	Green Leaf	per lb	196	1.51	235	1.55	310	1.58
Lettuce	Iceberg	each	84	1.93	357	1.90	2,729	1.54
Lettuce	Red Leaf	each	391	1.71	226	1.56	257	1.44
Lettuce	Red Leaf	per lb	196	1.51	221	1.54	296	1.58
Lettuce	Romaine	each	630	2.05	70	1.45	327	1.29
Lettuce	Romaine	per lb	42	1.79	22	1.86	426	1.43
Lettuce	Romaine (Hearts)	3 count	1,098	3.23	300	3.35	1,268	3.23
Mixed Mini Sweet Peppers		1 lb package	706	2.85	270	2.58	2,478	3.74
Mushrooms	CREMINI	6 oz package	22	2.99				
Mushrooms	CREMINI	8 oz package	567	2.37	775	2.44		
Mushrooms	PORTOBELLA	6 oz package	237	3.89	239	2.64	21	3.49
Mushrooms	PORTOBELLA	per lb	84	3.20	29	3.33	19	3.99
Mushrooms	WHITE	6 oz package	6	1.66	84	1.60		
Mushrooms	WHITE	8 oz package	1,619	2.05	2,630	2.07	1,379	1.88
Mushrooms	WHITE	per lb	150	3.99	14	2.99		
Mustard		1 lb bag	22	2.99	37	2.99		
Mustard		per bunch	15	1.41				
Onions, Green		per bunch	1,604	1.02	817	0.69	1,205	0.75
Peppers (Bell Type)	GREEN	each	2,175	0.77	2,175	0.91	1,854	0.79
Peppers (Bell Type)	GREEN	per lb	643	1.60	478	1.67	775	1.43
Peppers (Bell Type)	ORANGE - Greenhouse	each	41	1.40	7	1.25	140	1.27
Peppers (Bell Type)	ORANGE	each	1,673	1.30	3,052	1.24	1,616	1.27
Peppers (Bell Type)	ORANGE - Greenhouse	per lb	104	2.89	78	2.49	4	3.34
Peppers (Bell Type)	ORANGE	per lb	379	2.34	435	2.79	1,601	3.34
Peppers (Bell Type)	RED - Greenhouse	each	70	1.56	7	1.25	125	1.18
Peppers (Bell Type)	RED	each	2,090	1.24	3,532	1.25	1,941	1.18
Peppers (Bell Type)	RED - Greenhouse	per lb	104	2.89	78	2.49	4	2.94
Peppers (Bell Type)	RED	per lb	1,036	2.15	793	2.33	2,145	2.94
Peppers (Bell Type)	YELLOW - Greenhouse	each	32	1.44	7	1.25	140	1.25
Peppers (Bell Type)	YELLOW	each	1,782	1.28	3,077	1.25	1,697	1.25
Peppers (Bell Type)	YELLOW - Greenhouse	per lb	104	2.89	78	2.49	4	3.30
Peppers (Bell Type)	YELLOW	per lb	607	2.59	478	2.73	1,676	3.30
Radishes		per bunch	1,138	1.26	332	0.99	328	1.04
Salad (Mixed Types)		10-12 oz package	1,874	2.95	4,121	2.62	1,946	2.49
Salad (Mixed Types)		5-9 oz package	2,700	3.20	3,903	2.66	2,076	2.79
Serrano Peppers		per lb	76	1.41	51	1.31	34	1.49

Wtd Avg - Simple weighted average



Commodity	Variety	Unit	THIS WEEK		LAST WEEK		LAST YEAR	
			Number of Ads	Wtd Avg Price	Number of Ads	Wtd Avg Price	Number of Ads	Wtd Avg Price
Spinach		per bunch	45	1.26	73	1.11	181	1.58
Spinach	FLAT TYPE	1 lb package	4	3.50				
Spinach	FLAT TYPE	5-7 oz package	1,435	2.99	146	3.17		
Spinach	FLAT TYPE	8-10 oz package	357	2.78	365	2.44		
Squash	GREY	per lb	223	0.97	296	0.96	468	1.10
Squash	Kabocha	per lb	293	0.86	14	0.90		
Squash	Yellow Crookneck/Straightneck	per lb	2,520	1.35	2,821	1.39	2,872	1.49
Squash	Zucchini	per lb	2,750	1.44	3,267	1.39	3,504	1.47
Sweet Potatoes		per lb	807	1.04	2,326	0.82	804	1.15
Swiss Chard		per lb	9	0.99			9	0.99
Tomatillos		per lb	817	0.91	342	0.95	405	0.71
Tomatoes		per lb	1,592	1.46	1,992	1.59	2,257	1.93
Tomatoes	Cherry Type	1 pint package	60	3.79	233	2.76	122	2.45
Tomatoes	Cherry Type	10 oz package	230	3.08	112	2.73		
Tomatoes	GRAPE TYPE - Greenhouse	1 pint package	12	1.69				
Tomatoes	GRAPE TYPE	1 pint package	1,025	2.27	2,339	2.63	1,090	2.30
Tomatoes	GRAPE TYPE	10 oz package	1,122	2.18	904	2.75	1,473	3.00
Tomatoes	Plum Type (Roma)	per lb	1,862	1.08	918	1.18	2,748	1.04
Tomatoes	VINE RIPES - Greenhouse	per lb	317	1.58	1,009	1.77	1,059	1.66
Tomatoes	VINE RIPES	per lb	961	1.71	1,699	1.74	1,214	1.66
Tomatoes	Vine Ripes - Heirloom Varieties - Greenhouse	per lb	299	3.19	143	3.09	64	2.34
Tomatoes	VINE RIPES - ON THE VINE - Greenhouse	per lb	5,984	1.49	4,187	1.49	3,402	1.78
Turnip Tops		1 lb bag	59	2.99	37	2.99		
Turnip Tops		per bunch	7	1.89			7	1.69

Other Specialty Crop Items

Commodity	Variety	Unit	THIS WEEK		LAST WEEK		LAST YEAR	
			Number of Ads	Wtd Avg Price	Number of Ads	Wtd Avg Price	Number of Ads	Wtd Avg Price
Hemp Protein		16 oz	56	14.99	258	14.52	52	19.99
Hemp Seeds Shelled		16 oz	249	13.65	386	13.51	394	14.17
Hemp Seeds Shelled		7 oz	75	9.29	177	10.09		
Hemp Seeds Shelled		8 oz	1,376	7.70	1,727	7.84		

Seasonal Items

Commodity	Variety	Unit	THIS WEEK		LAST WEEK		LAST YEAR	
			Number of Ads	Wtd Avg Price	Number of Ads	Wtd Avg Price	Number of Ads	Wtd Avg Price
Ornamentals	Gladiolas	bunched 5s	122	4.99				

Wtd Avg - Simple weighted average



Commodity	Variety	Unit	THIS WEEK		LAST WEEK		LAST YEAR	
			Number of Ads	Wtd Avg Price	Number of Ads	Wtd Avg Price	Number of Ads	Wtd Avg Price
Ornamentals	Rose, Hybrid Tea	bunched 12s	172	14.50	426	11.32	1,006	13.69
Ornamentals	Tulips	bunched 5s	81	3.33				

Wtd Avg - Simple weighted average



REGIONAL CONVENTIONAL DETAILS

Commodity	Variety	Unit	NORTHEAST U.S.				SOUTHEAST U.S.				MIDWEST U.S.			
			Price Range	Number of Ads	Wtd Avg Price	% Marked Local	Price Range	Number of Ads	Wtd Avg Price	% Marked Local	Price Range	Number of Ads	Wtd Avg Price	% Marked Local
FRUIT														
Apples	Envy	2 lb bag					2.48	10	2.48		2.48	10	2.48	
Apples	Envy	per lb									1.99	39	1.99	
Apples	Fuji	3 lb bag									3.99	245	3.99	
Apples	Fuji	per lb	1.99	24	1.99		0.99 - 1.29	22	1.17		0.99 - 1.48	380	1.26	
Apples	Gala/Royal Gala	3 lb bag					3.99	412	3.99		2.98 - 3.99	254	3.95	
Apples	Gala/Royal Gala	per lb	1.49 - 1.99	48	1.91						1.48	130	1.48	
Apples	Golden Delicious	per lb	1.49	8	1.49						0.99	16	0.99	
Apples	Granny Smith	per lb	1.49 - 2.49	253	2.26		1.29 - 2.49	74	1.65		0.99 - 1.48	220	1.43	
Apples	Honeycrisp	2 lb bag					3.99	366	3.99					
Apples	Honeycrisp	3 lb bag	5.99	183	5.99		5.99	14	5.99		1.99	7	1.99	
Apples	Honeycrisp	per lb	1.49 - 1.99	120	1.67		1.28 - 1.79	223	1.62		0.99 - 1.99	288	1.29	
Apples	Jazz	per lb	1.49	11	1.49									
Apples	McIntosh	per lb	1.49	8	1.49									
Apples	Pinata	per lb	1.49	11	1.49									
Apples	Pink Lady/Cripps Pink	3 lb bag	2.89	86	2.89		2.89	90	2.89					
Apples	Pink Lady/Cripps Pink	per lb	1.49 - 1.79	402	1.50		0.99 - 1.28	473	1.00		0.99 - 1.48	730	1.00	
Apples	Red Delicious	3 lb bag					3.99	412	3.99					
Apples	Red Delicious	5 lb bag					3.99	27	3.99					
Apples	Red Delicious	per lb	1.69	38	1.69		0.99 - 1.38	68	1.29		0.99	22	0.99	
Apples, Processed	Juice	64 oz (1/2 gallon)	1.49 - 3.99	405	2.26		1.49 - 3.50	907	2.77		1.00 - 2.99	1014	2.40	
Apples, Processed	Juice	96 oz (3/4 gallon)	4.39	38	4.39		3.99	53	3.99		3.89	61	3.89	
Apples, Processed	Juice Marked Cider	64 oz (1/2 gallon)	3.99	183	3.99	100								
Apricots		per lb	3.49 - 3.99	218	3.57		3.49	14	3.49		0.99	16	0.99	
Avocados	Hass	each	0.79 - 2.50	705	1.21		0.49 - 1.50	491	1.04		0.87 - 1.66	69	1.18	
Avocados	Hass-Marked Extra Large	each									1.25 - 1.99	20	1.47	
Avocados	Hass-Marked Large	each									0.99 - 2.00	348	1.64	
Avocados	Various Greenskin Varieties	each	2.50	34	2.50									
Bananas		per lb	0.69	27	0.69						0.38 - 0.39	364	0.39	
Blackberries		5.6-6 oz package	1.49 - 3.99	2002	2.42		1.69 - 3.34	1649	2.30		0.99 - 3.50	932	2.37	
Blueberries		1 pint (11-12 oz cntr w/ lid)	1.98 - 3.99	2202	2.62		1.99 - 3.99	3406	2.77		1.89 - 3.99	1636	2.31	
Blueberries		18 oz package	3.49 - 7.99	246	5.83	2	5.99	87	5.99		3.99	83	3.99	
Blueberries		6 oz package	3.00	59	3.00		2.50 - 3.34	1712	3.20		2.99 - 3.34	53	3.10	

Wtd Avg - Simple weighted average



Commodity	Variety	Unit	NORTHEAST U.S.				SOUTHEAST U.S.				MIDWEST U.S.			
			Price Range	Number of Ads	Wtd Avg Price	% Marked Local	Price Range	Number of Ads	Wtd Avg Price	% Marked Local	Price Range	Number of Ads	Wtd Avg Price	% Marked Local
Cactus Pears		each	1.99	24	1.99		1.99	228	1.99					
Cantaloupes		each	1.99 - 3.99	1601	2.81		1.99 - 3.99	3140	2.88		1.99 - 4.50	1195	2.45	
Cantaloupes		per lb									0.87 - 0.88	138	0.88	
Cherries	Rainier	per lb	5.99	150	5.99						5.99	8	5.99	
Cherries	Red Varieties	per lb	1.99 - 5.99	2231	3.73		1.99 - 4.99	3205	3.65		1.99 - 4.99	1844	3.67	
Clementines		2 lb bag					3.88	11	3.88					
Clementines		3 lb bag	4.99 - 5.99	158	5.67		4.99	3	4.99		3.99	22	3.99	
Grapefruit	RED	4 lb film bags					4.99	9	4.99					
Grapefruit	RED	each									0.99	686	0.99	
Grapefruit	RED	per lb									1.99	106	1.99	
Grapes	Black Seedless	per lb	1.98 - 3.99	694	2.61		1.48 - 2.99	651	2.49		1.48 - 2.99	309	2.39	
Grapes	Red Globe Seeded Type	per lb	1.49	7	1.49		1.99 - 2.49	25	2.33		0.99 - 1.99	40	1.49	
Grapes	Red Seedless	per lb	0.99 - 3.99	2101	2.31		1.48 - 3.99	3191	2.29		0.99 - 2.99	1107	2.04	
Grapes	White Seedless Type	per lb	0.99 - 3.99	1807	2.23		1.29 - 3.99	2850	2.24		1.29 - 3.49	1620	1.87	
Honeydews		each	3.99 - 4.99	155	4.84		2.99	38	2.99		2.50 - 4.50	69	3.61	
Honeydews		per lb									0.87	8	0.87	
Kiwifruit	Hayward	each	0.67 - 0.83	84	0.80		0.40 - 0.50	336	0.49		0.60	18	0.60	
Kiwifruit	Yellow Flesh	1-lb containers with lids	3.99 - 5.99	635	4.62		3.99 - 4.49	302	4.37		3.99 - 4.99	132	4.88	
Kiwifruit	Yellow Flesh	each	0.75	10	0.75									
Lemons		1 lb bag	1.99 - 2.99	214	2.10		1.95	73	1.95		1.95	22	1.95	
Lemons		2 lb bag	2.99 - 3.99	656	3.06		3.99	3	3.99		2.99 - 3.99	21	3.37	
Lemons		each	0.50 - 0.79	733	0.60		0.50 - 0.79	1040	0.77		0.40 - 0.69	117	0.51	
Lemons		per lb					0.69	119	0.69		0.99	14	0.99	
Limes		each	0.22 - 0.75	199	0.38		0.10 - 0.90	105	0.42		0.10 - 0.69	312	0.25	
Limes		per lb					0.69	119	0.69		0.99	36	0.99	
Mangoes	Round Varieties	each	0.50 - 2.50	1233	0.97		0.79 - 1.67	1463	1.54		0.69 - 1.66	1102	0.80	
Mangoes	Round Varieties Marked Extra Large	each	0.99 - 1.00	144	1.00		1.25	54	1.25					
Mangoes	Round Varieties Marked Large	each	1.25	248	1.25		1.00	412	1.00		0.99	692	0.99	
Mangoes	Yellow Varieties	each	0.75 - 1.49	271	1.18		1.00 - 1.67	1509	1.54		0.75 - 1.25	276	1.01	
Mangoes	Yellow Varieties Marked Large	each									0.99	559	0.99	
Nectarines	Various White Flesh Varieties	per lb	1.99 - 3.99	1077	2.92		3.49	14	3.49		1.69 - 3.48	309	2.59	
Nectarines	Various Yellow Flesh Varieties	per lb	0.99 - 3.99	1228	2.37		0.99 - 3.49	1704	2.93		0.99 - 3.99	721	2.53	
Oranges	Navel	3 lb bag					3.99 - 4.99	491	4.94		2.99 - 3.99	29	3.78	
Oranges	Navel	4 lb bag	4.99	347	4.99		4.99 - 5.99	25	5.51		3.99	13	3.99	
Oranges	Navel	each	0.89 - 1.25	427	1.20		1.00 - 1.25	26	1.13		0.99 - 1.25	808	1.00	
Oranges	Navel	per lb									0.98 - 1.19	37	1.02	
Papaya	Maradol/Tainung Types	each	5.49	24	5.49		5.49	228	5.49					

Wtd Avg - Simple weighted average



Commodity	Variety	Unit	NORTHEAST U.S.				SOUTHEAST U.S.				MIDWEST U.S.			
			Price Range	Number of Ads	Wtd Avg Price	% Marked Local	Price Range	Number of Ads	Wtd Avg Price	% Marked Local	Price Range	Number of Ads	Wtd Avg Price	% Marked Local
Papaya	Maradol/Tainung Types	per lb	1.29 - 1.79	135	1.55		0.98	26	0.98		0.98 - 0.99	24	0.99	
Peaches	Various White Flesh Varieties	per lb	1.49 - 3.99	740	2.78		3.48 - 3.49	66	3.48		1.69 - 3.48	473	2.75	
Peaches	Various Yellow Flesh Varieties	per lb	0.89 - 2.99	3179	1.60		0.98 - 2.99	3223	2.09		0.88 - 3.99	1387	2.06	
Pears	Bartlett	per lb	1.49 - 1.99	47	1.84		1.99	228	1.99		0.99 - 1.68	261	1.62	
Pears	Bosc	per lb					1.29	8	1.29					
Persimmons		each	2.50	24	2.50		2.50	228	2.50					
Pineapples		each	2.50 - 4.99	700	2.88		0.98 - 3.50	406	2.82		2.49 - 3.99	591	3.23	
Plums		per lb	1.69 - 3.49	402	3.17		1.79 - 3.49	438	2.92		1.99 - 3.99	228	2.84	
Plums	Interspecific Type	per lb					2.99	1423	2.99		1.99	7	1.99	
Raspberries		1 pint (11-12 oz cntr w/ lid)					3.34	1195	3.34					
Raspberries		6 oz package	2.50 - 3.99	474	3.21		2.50 - 3.99	469	3.04		1.50 - 3.50	446	2.68	
Strawberries		1 lb package	1.67 - 3.99	1623	2.90		0.99 - 3.99	2049	1.79		0.99 - 3.99	734	2.69	
Strawberries		1 pint (11-12 oz cntr w/ lid)	3.50	104	3.50									
Strawberries		2 lb package	3.99 - 5.99	295	5.25		5.99 - 6.48	60	6.37		4.99 - 5.00	147	4.99	
Tangerines/Mandarins		2 lb bag	3.99	162	3.99						3.99	8	3.99	
Tangerines/Mandarins		3 lb bag	2.99 - 5.99	480	5.14		4.98 - 5.99	440	5.05		4.49 - 5.99	253	4.54	
Watermelons	Red Flesh Seeded Type	each									5.99	6	5.99	
Watermelons	Red Flesh Seeded Type	per lb									0.29 - 0.99	38	0.70	
Watermelons	Red Flesh Seedless Miniature	each	3.34 - 4.99	274	3.63		2.99 - 3.99	501	3.91		2.99 - 5.99	714	3.14	
Watermelons	Red Flesh Seedless Miniature	per lb									0.87	8	0.87	
Watermelons	Red Flesh Seedless Type	each	4.98 - 8.99	786	5.83		2.50 - 6.99	685	6.30		2.99 - 7.99	346	4.95	
Watermelons	Red Flesh Seedless Type	per lb	0.49 - 0.79	71	0.68						0.99	22	0.99	
POTATOES & ONIONS														
Onions, Dry	RED	2 lb bag	3.88	162	3.88									
Onions, Dry	RED	3 lb bag	4.99	72	4.99									
Onions, Dry	RED	per lb	1.19	75	1.19						0.99 - 1.49	47	1.23	
Onions, Dry	WHITE	3 lb bag									1.99	8	1.99	
Onions, Dry	WHITE	per lb	0.99	14	0.99		1.49	1195	1.49		0.79 - 1.19	66	0.92	
Onions, Dry	YELLOW	2 lb bag	1.79 - 2.50	74	2.20		0.98 - 1.49	97	1.32		1.79 - 1.99	110	1.82	
Onions, Dry	YELLOW	3 lb bag	1.98 - 2.99	101	2.88		2.50 - 2.99	127	2.62		2.29 - 2.99	31	2.85	
Onions, Dry	YELLOW	per lb	1.99	19	1.99						0.49 - 1.19	63	0.98	
Onions, Dry	YELLOW MARKED SWEET	2 lb bag	3.00	131	3.00									

Wtd Avg - Simple weighted average



Commodity	Variety	Unit	NORTHEAST U.S.				SOUTHEAST U.S.				MIDWEST U.S.			
			Price Range	Number of Ads	Wtd Avg Price	% Marked Local	Price Range	Number of Ads	Wtd Avg Price	% Marked Local	Price Range	Number of Ads	Wtd Avg Price	% Marked Local
Onions, Dry	YELLOW MARKED SWEET	3 lb bag	2.39 - 4.88	890	3.33		1.98 - 4.99	1333	4.76		3.99	13	3.99	
Onions, Dry	YELLOW MARKED SWEET	5 lb bag	4.99	104	4.99		3.98	12	3.98		4.29 - 4.99	175	4.75	
Onions, Dry	YELLOW MARKED SWEET	per lb	0.89 - 1.69	1209	1.18		0.89 - 1.69	983	1.13	47	0.98 - 1.49	767	1.15	
Potatoes	ROUND RED	3 lb bag					3.99	12	3.99		2.50	6	2.50	
Potatoes	ROUND RED	5 lb bag	2.50 - 3.99	28	3.37		2.95 - 3.99	239	3.60		2.99	39	2.99	
Potatoes	ROUND RED	per lb	1.49	20	1.49						1.29	39	1.29	
Potatoes	ROUND WHITE	5 lb bag	2.99 - 3.99	22	3.76		3.99	3	3.99					
Potatoes	ROUND WHITE	per lb									0.89	8	0.89	
Potatoes	RUSSET	10 lb bag					2.99 - 4.99	49	4.68		1.98 - 4.99	90	3.59	
Potatoes	RUSSET	3 lb bag									0.99 - 3.00	43	1.72	
Potatoes	RUSSET	5 lb bag	1.99 - 3.99	296	2.82		1.98 - 3.99	413	3.24		0.99 - 2.99	407	2.43	
Potatoes	RUSSET	8 lb bag	6.49	272	6.49		2.99	37	2.99		2.99 - 4.49	34	3.52	
Potatoes	RUSSET	per lb	0.79 - 2.99	152	1.38		0.79 - 1.28	1610	0.99		0.69 - 1.19	332	0.77	
Potatoes	YELLOW TYPE	3 lb bag	0.99	60	0.99						1.99	14	1.99	
Potatoes	YELLOW TYPE	5 lb bag	2.50 - 5.99	94	4.24		3.99	149	3.99		1.99 - 5.99	207	5.84	
Potatoes	YELLOW TYPE	per lb	0.79 - 1.49	77	0.97						0.39	8	0.39	

VEGETABLES

Artichokes		each	4.99	7	4.99									
Asparagus	GREEN	per lb	1.99 - 3.88	338	3.14		1.99 - 3.99	320	3.21		1.87 - 3.99	872	2.99	
Beans	ROUND GREEN TYPE	12 oz bag	3.00	272	3.00									
Beans	ROUND GREEN TYPE	per lb	1.29 - 1.79	15	1.59		1.48	12	1.48		1.39 - 1.99	280	1.66	
Beets		per bunch	2.49 - 2.50	29	2.50									
Beets		per lb	0.99	20	0.99		0.99	34	0.99		0.99	14	0.99	
Broccoli		per bunch	2.00	19	2.00		2.99	1195	2.99		2.50 - 2.99	72	2.57	
Broccoli		per lb									2.49	14	2.49	
Broccoli	CROWN CUT	per lb	1.69 - 2.99	70	2.27		1.49 - 1.99	245	1.89		1.50 - 2.49	398	2.22	
Brussels Sprouts		1 lb bag	2.99	11	2.99									
Brussels Sprouts		12 oz bag	3.00	272	3.00						3.50	106	3.50	
Brussels Sprouts		per lb	1.99 - 2.99	513	2.83						1.49 - 2.49	76	1.70	
Cabbage	RED TYPE	per lb	0.69	46	0.69									
Cabbage	ROUND GREEN TYPE	per lb	0.59 - 0.79	339	0.69		0.49 - 0.69	262	0.63		0.39 - 0.79	190	0.65	4
Cactus Leaf (Nopales)		per lb									0.33	16	0.33	
Carrots		2 lb bag	1.89	75	1.89						1.99	13	1.99	
Carrots	BABY PEELED	1 lb bag	1.29 - 1.69	548	1.50		1.67 - 1.69	138	1.68		0.99 - 1.50	340	1.21	
Carrots	BABY PEELED	2 lb bag					1.89 - 2.50	991	1.92		1.99	61	1.99	

Wtd Avg - Simple weighted average



Commodity	Variety	Unit	NORTHEAST U.S.				SOUTHEAST U.S.				MIDWEST U.S.			
			Price Range	Number of Ads	Wtd Avg Price	% Marked Local	Price Range	Number of Ads	Wtd Avg Price	% Marked Local	Price Range	Number of Ads	Wtd Avg Price	% Marked Local
Cauliflower		each	2.50 - 4.99	102	3.09					2.50 - 3.99	75	2.78		
Cauliflower		per lb								0.99 - 1.50	100	1.19		
Celery		each	1.99 - 2.00	28	2.00		1.79	73	1.79	0.99 - 1.50	163	1.06		
Celery	HEARTS	per package	2.49	9	2.49									
Chayote		each	0.67 - 1.00	69	0.83									
Cilantro		per bunch	0.99	9	0.99									
Collards		1 lb bag					2.99	37	2.99	2.99	22	2.99		
Collards		per bunch	1.50	9	1.50	100								
Collards		per lb	0.99 - 1.49	219	1.45	86								
Corn-Sweet		each	0.25 - 0.69	971	0.48		0.25 - 0.66	2254	0.38	0.31 - 0.75	1655	0.46		
Corn-Sweet		trays 4-5 ears film wrapped	1.99 - 5.90	1306	3.65		1.99 - 5.99	889	3.29	2.98 - 3.99	167	3.70		
Cucumbers		each	0.50 - 1.00	229	0.67		0.33 - 1.00	850	0.47	0.50 - 0.99	238	0.82		
Cucumbers	LONG SEEDLESS - Greenhouse	each	0.79 - 1.67	633	1.04		0.89 - 2.00	1877	1.61	0.75 - 2.00	577	1.28		
Eggplant		per lb	0.99 - 1.99	1057	1.31									
Garlic		per lb	3.99	9	3.99									
Garlic		per sleeve	1.99 - 2.50	76	2.43									
Jalapeno Peppers		per lb								0.79 - 1.29	107	0.92		
Kale		per bunch	1.50	9	1.50	100				1.79	9	1.79	100	
Kale		per lb	0.99 - 1.49	219	1.45	86								
Lettuce	Boston	each	1.50 - 1.69	74	1.67									
Lettuce	Green Leaf	each	0.99 - 1.99	93	1.84					1.49	8	1.49		
Lettuce	Green Leaf	per lb	1.49 - 1.99	196	1.51	96								
Lettuce	Iceberg	each	0.99 - 1.99	41	1.77		1.99 - 2.00	12	2.00	1.69 - 1.99	14	1.84		
Lettuce	Red Leaf	each	0.99 - 1.99	93	1.84		0.99	13	0.99	0.99 - 1.49	14	1.28		
Lettuce	Red Leaf	per lb	1.49 - 1.99	196	1.51	96								
Lettuce	Romaine	each	0.99 - 2.00	197	1.55	4				1.49 - 1.50	30	1.50		
Lettuce	Romaine	per lb	1.99	25	1.99	64				1.49	17	1.49		
Lettuce	Romaine (Hearts)	3 count	2.50 - 2.99	81	2.94		2.99 - 3.88	377	3.02	2.99 - 3.99	250	3.53		
Mixed Mini Sweet Peppers		1 lb package	1.67 - 3.99	466	2.96		3.88	11	3.88	0.79 - 2.75	200	2.52		
Mushrooms	CREMINI	6 oz package	2.99	22	2.99									
Mushrooms	CREMINI	8 oz package	1.79 - 2.00	140	1.99		2.50	366	2.50	2.49	34	2.49		
Mushrooms	PORTOBELLA	6 oz package	3.49 - 3.99	218	3.95		3.99	3	3.99	3.00	16	3.00		
Mushrooms	PORTOBELLA	per lb	2.99	78	2.99									
Mushrooms	WHITE	6 oz package								1.66	6	1.66		
Mushrooms	WHITE	8 oz package	1.79 - 2.99	969	2.05	28	1.99 - 2.00	138	2.00	1.50 - 3.50	504	2.06		
Mushrooms	WHITE	per lb	3.99	20	3.99					3.99	130	3.99		
Mustard		1 lb bag								2.99	22	2.99		
Onions, Green		per bunch	0.40 - 0.83	145	0.66		0.48 - 0.69	110	0.61	0.49 - 1.29	173	0.60		

Wtd Avg - Simple weighted average



National Retail Report - Specialty Crops
Friday, June 21, 2024 - Page 17

Commodity	Variety	Unit	NORTHEAST U.S.				SOUTHEAST U.S.				MIDWEST U.S.			
			Price Range	Number of Ads	Wtd Avg Price	% Marked Local	Price Range	Number of Ads	Wtd Avg Price	% Marked Local	Price Range	Number of Ads	Wtd Avg Price	% Marked Local
Peppers (Bell Type)	GREEN	each	0.50 - 1.00	614	0.97		0.33 - 1.25	1038	0.61		0.79 - 1.99	124	1.06	
Peppers (Bell Type)	GREEN	per lb	1.29 - 2.49	595	1.62		1.49	40	1.49					
Peppers (Bell Type)	ORANGE - Greenhouse	each									1.66	15	1.66	
Peppers (Bell Type)	ORANGE	each	0.99 - 1.00	281	0.99		1.25 - 1.79	431	1.71		0.99 - 2.99	311	1.40	
Peppers (Bell Type)	ORANGE - Greenhouse	per lb	1.79 - 2.99	104	2.89									
Peppers (Bell Type)	ORANGE	per lb	1.99 - 2.99	336	2.38						1.88 - 2.99	32	2.44	
Peppers (Bell Type)	RED - Greenhouse	each									1.66	15	1.66	
Peppers (Bell Type)	RED	each	0.99 - 1.00	281	0.99		1.25 - 1.79	431	1.71		0.99 - 2.99	311	1.40	
Peppers (Bell Type)	RED - Greenhouse	per lb	1.79 - 2.99	104	2.89									
Peppers (Bell Type)	RED	per lb	1.49 - 2.99	845	2.05		1.99	34	1.99		1.88 - 2.99	146	2.87	
Peppers (Bell Type)	YELLOW - Greenhouse	each									1.66	15	1.66	
Peppers (Bell Type)	YELLOW	each	0.99 - 1.00	281	0.99		1.25 - 1.79	431	1.71		0.99 - 2.99	311	1.40	
Peppers (Bell Type)	YELLOW - Greenhouse	per lb	1.79 - 2.99	104	2.89									
Peppers (Bell Type)	YELLOW	per lb	1.99 - 2.99	336	2.38						1.88 - 2.99	260	2.92	
Radishes		per bunch	0.99 - 1.29	82	1.23						0.99 - 1.29	15	1.15	
Salad (Mixed Types)		10-12 oz package	1.99 - 3.50	1017	3.04		2.50 - 3.99	161	2.90		2.00 - 4.00	269	3.24	
Salad (Mixed Types)		5-9 oz package	2.50 - 3.99	1510	3.31		2.49 - 3.00	239	2.77		2.00 - 4.00	402	3.28	
Serrano Peppers		per lb									0.99 - 1.49	46	1.30	
Spinach		per bunch	1.50	21	1.50		1.50	3	1.50		0.99	21	0.99	
Spinach	FLAT TYPE	1 lb package	3.50	4	3.50									
Spinach	FLAT TYPE	5-7 oz package	3.33	8	3.33		2.49 - 3.00	1267	2.97		2.00 - 3.49	37	2.75	
Spinach	FLAT TYPE	8-10 oz package	2.99	29	2.99		2.00 - 3.99	20	3.19		2.50 - 2.75	110	2.72	
Squash	GREY	per lb									0.99	16	0.99	
Squash	Kabocha	per lb	0.68 - 1.29	262	0.88		0.79	13	0.79					
Squash	Yellow Crookneck/Straightneck	per lb	0.99 - 1.99	792	1.28		1.29 - 1.69	1274	1.36		1.49 - 1.98	132	1.70	
Squash	Zucchini	per lb	0.89 - 2.49	949	1.45		1.29 - 1.69	1288	1.36		1.49 - 1.98	142	1.70	
Sweet Potatoes		per lb	0.79 - 0.99	172	0.96		0.88 - 0.99	378	0.99		0.69 - 1.19	43	0.89	
Swiss Chard		per lb	0.99	9	0.99									
Tomatillos		per lb	0.99	8	0.99						0.79 - 1.29	67	0.96	
Tomatoes		per lb	0.99 - 1.99	936	1.33		1.00 - 2.99	163	2.12	45	0.89 - 2.99	123	1.91	
Tomatoes	Cherry Type	1 pint package	4.99	27	4.99		2.50	12	2.50		1.99	14	1.99	
Tomatoes	Cherry Type	10 oz package					3.44	11	3.44		1.29 - 2.50	44	1.81	
Tomatoes	GRAPE TYPE	1 pint package	1.99 - 3.00	714	2.27		1.99 - 2.99	186	2.47		1.75 - 2.50	63	2.12	

Wtd Avg - Simple weighted average



Commodity	Variety	Unit	NORTHEAST U.S.				SOUTHEAST U.S.				MIDWEST U.S.			
			Price Range	Number of Ads	Wtd Avg Price	% Marked Local	Price Range	Number of Ads	Wtd Avg Price	% Marked Local	Price Range	Number of Ads	Wtd Avg Price	% Marked Local
Tomatoes	GRAPE TYPE	10 oz package	1.99 - 3.00	688	2.07		1.69 - 3.00	90	2.85		1.29 - 2.50	88	1.71	
Tomatoes	Plum Type (Roma)	per lb	0.99 - 1.99	101	1.46		0.78 - 1.99	108	1.16		0.79 - 1.59	761	1.00	
Tomatoes	VINE RIPES - Greenhouse	per lb	0.99 - 2.99	163	1.67		1.49 - 1.68	98	1.62					
Tomatoes	VINE RIPES	per lb	0.99 - 2.49	496	1.46		0.98 - 1.99	85	1.32		0.99 - 2.49	166	2.11	
Tomatoes	Vine Ripes - Heirloom Varieties - Greenhouse	per lb	2.99 - 4.99	183	3.32						2.99	116	2.99	
Tomatoes	VINE RIPES - ON THE VINE - Greenhouse	per lb	0.98 - 1.99	1413	1.68		0.98 - 1.99	2193	1.44	21	0.79 - 1.99	504	1.43	20
Turnip Tops		1 lb bag					2.99	37	2.99		2.99	22	2.99	
OTHER SPECIALTY CROP ITEMS														
Hemp Protein		16 oz					14.99	52	14.99					
Hemp Seeds Shelled		16 oz					14.44	52	14.44		11.29	13	11.29	
Hemp Seeds Shelled		8 oz	6.99 - 9.99	744	7.41		6.79 - 8.99	126	7.70		6.29 - 7.19	80	7.04	
SEASONAL ITEMS														
Ornamentals	Rose, Hybrid Tea	bunched 12s	15.99	72	15.99						10.99 - 16.99	32	13.80	

Wtd Avg - Simple weighted average



Commodity	Variety	Unit	SOUTH CENTRAL U.S.				SOUTHWEST U.S.				NORTHWEST U.S.			
			Price Range	Number of Ads	Wtd Avg Price	% Marked Local	Price Range	Number of Ads	Wtd Avg Price	% Marked Local	Price Range	Number of Ads	Wtd Avg Price	% Marked Local
FRUIT														
Apple Pears		per lb					1.89	40	1.89					
Apples	Ambrosia	per lb	1.29	6	1.29		1.29	2	1.29		1.29 - 1.89	17	1.50	
Apples	Envy	per lb	1.99	61	1.99									
Apples	Fuji	2 lb bag					3.79	103	3.79					
Apples	Fuji	3 lb bag					3.50	55	3.50					
Apples	Fuji	per lb					0.98 - 1.99	401	1.87		0.99 - 1.99	431	1.67	
Apples	Gala/Royal Gala	3 lb bag					3.50 - 3.99	95	3.71					
Apples	Golden Delicious	per lb	0.99	163	0.99									
Apples	Granny Smith	2 lb bag					3.79	120	3.79					
Apples	Granny Smith	3 lb bag					3.50	55	3.50					
Apples	Granny Smith	per lb	0.99	163	0.99		0.50 - 0.79	81	0.76					
Apples	Honeycrisp	2 lb bag	3.98	107	3.98									
Apples	Honeycrisp	3 lb bag	2.97 - 3.99	393	3.33		2.88	120	2.88					
Apples	Honeycrisp	per lb	0.89 - 1.99	213	1.40		0.39 - 1.99	332	1.50		0.88 - 1.99	183	1.27	43
Apples	Pink Lady/Cripps Pink	per lb	0.99 - 1.49	230	1.20		0.99	103	0.99		0.99 - 1.48	160	1.04	
Apples	Red Delicious	per lb	0.99 - 1.27	87	1.14		0.79	61	0.79					
Apples, Processed	Juice	64 oz (1/2 gallon)	1.25 - 3.39	535	2.35		1.99 - 3.50	451	2.28		1.98 - 3.50	273	2.39	
Apples, Processed	Juice Marked Cider	64 oz (1/2 gallon)					3.00	17	3.00		2.50 - 3.50	42	2.64	
Apricots		per lb	1.25 - 3.99	34	3.10		3.99	16	3.99		3.99	294	3.99	
Avocados	Hass	each	0.50 - 2.97	657	1.73	16	0.44 - 2.00	935	1.08	13	1.00 - 2.50	378	1.33	
Avocados	Hass-Marked Extra Large	each	2.50	18	2.50		1.50 - 2.00	115	1.59					
Avocados	Hass-Marked Large	each	2.00	18	2.00		1.25 - 2.00	150	1.55		2.99	11	2.99	
Avocados	Hass-Marked Medium	each					0.99 - 2.00	286	1.38		0.99	131	0.99	
Avocados	Hass-Marked Small	each	0.60	11	0.60									
Bananas		per lb	0.44	65	0.44		0.50 - 0.78	299	0.67					
Blackberries		1 pint (11-12 oz cntr w/ lid)					2.50 - 5.00	129	4.86					
Blackberries		5.6-6 oz package	1.00 - 2.99	652	2.06	5	1.50 - 3.99	1178	2.68		1.50 - 2.99	256	2.50	
Blueberries		1 pint (11-12 oz cntr w/ lid)	1.97 - 2.99	893	2.27		1.88 - 2.99	172	2.70		0.99 - 2.00	42	1.61	
Blueberries		18 oz package	2.77 - 4.99	463	4.03		4.99 - 5.00	378	4.99		3.98 - 3.99	53	3.99	
Blueberries		6 oz package	1.88 - 2.50	176	2.30		0.99 - 3.99	826	2.73		1.99 - 2.50	95	2.48	
Cantaloupes		each	2.00 - 3.99	642	2.83		3.49 - 4.99	733	3.61	26	1.99 - 2.50	13	2.34	
Cantaloupes		per lb	0.50 - 0.67	172	0.61		0.20 - 0.80	205	0.58		0.69 - 0.99	26	0.82	
Cherries	Rainier	per lb									6.99 - 7.98	13	7.45	53
Cherries	Red Varieties	per lb	0.97 - 5.99	2124	3.50		1.99 - 7.99	1484	4.38		2.48 - 5.99	694	4.46	23
Clementines		2 lb bag	3.88 - 3.99	167	3.95									

Wtd Avg - Simple weighted average



Commodity	Variety	Unit	SOUTH CENTRAL U.S.				SOUTHWEST U.S.				NORTHWEST U.S.			
			Price Range	Number of Ads	Wtd Avg Price	% Marked Local	Price Range	Number of Ads	Wtd Avg Price	% Marked Local	Price Range	Number of Ads	Wtd Avg Price	% Marked Local
Grapefruit	RED	each	0.66 - 0.99	56	0.92		0.59 - 0.99	114	0.78					
Grapefruit	RED	per lb					1.25	13	1.25					
Grapes	Black Seedless	per lb	1.48 - 2.79	556	1.62		0.97 - 1.99	686	1.67		1.48	4	1.48	
Grapes	Red Globe Seeded Type	per lb					1.29	9	1.29					
Grapes	Red Seedless	per lb	0.88 - 2.79	1106	1.57		0.50 - 3.99	2198	1.96		0.98 - 2.99	420	2.61	
Grapes	White Seedless Type	per lb	0.99 - 2.79	1593	1.61		0.97 - 3.99	1900	1.97		0.98 - 2.99	420	2.61	
Honeydews		each					3.99	8	3.99					
Honeydews		per lb	0.67 - 0.99	224	0.79		0.39	8	0.39		1.59	4	1.59	
Kiwifruit	Hayward	each	0.50 - 0.60	82	0.51		0.50	55	0.50					
Kiwifruit	Yellow Flesh	1-lb containers with lids	3.99	23	3.99									
Kiwifruit	Yellow Flesh	2-lb containers with lids					7.99 - 8.99	58	8.68					
Lemons		1 lb bag	1.95	4	1.95									
Lemons		2 lb bag	3.99	107	3.99		2.79	40	2.79					
Lemons		each	0.33 - 0.60	36	0.51		0.20 - 0.33	60	0.22		0.78	8	0.78	
Lemons		per lb					0.79 - 0.99	107	0.88					
Limes		each	0.11 - 0.34	205	0.14		0.20 - 0.44	422	0.32		0.13 - 0.44	313	0.34	
Limes		per lb					0.89 - 1.29	162	0.96					
Mangoes	Round Varieties	each	0.33 - 0.99	639	0.55	16	0.33 - 1.50	688	0.92		1.00	287	1.00	
Mangoes	Round Varieties Marked Extra Large	each					0.99 - 1.50	78	1.14		1.50	11	1.50	
Mangoes	Round Varieties Marked Large	each	0.50 - 0.99	121	0.79		0.50 - 1.25	75	0.90		0.99 - 2.99	134	1.15	
Mangoes	Yellow Varieties	each	0.25 - 2.49	510	0.88		0.79 - 1.39	227	1.10		0.79 - 2.50	83	1.42	
Mangoes	Yellow Varieties Marked Large	each	0.99	11	0.99									
Nectarines	Various White Flesh Varieties	per lb	0.99 - 2.49	35	1.76	34	0.99 - 3.99	384	2.94	38				
Nectarines	Various Yellow Flesh Varieties	per lb	0.99 - 2.99	994	2.27	1	0.69 - 3.99	1918	2.47	36	1.68 - 3.99	352	3.73	81
Oranges	Navel	3 lb bag	4.99	29	4.99									
Oranges	Navel	4 lb bag					3.99	115	3.99					
Oranges	Navel	each	0.50 - 0.99	52	0.84									
Oranges	Navel	per lb	0.99	28	0.99		0.50 - 1.49	537	1.31		0.99 - 1.49	305	1.46	
Oranges	Valencia	per lb					0.89	11	0.89					
Papaya	Maradol/Tainung Types	per lb					0.79 - 1.39	285	0.99					
Peaches	Various White Flesh Varieties	per lb	0.99 - 3.48	171	3.05	7	0.79 - 3.99	405	2.90	36	3.98	6	3.98	
Peaches	Various Yellow Flesh Varieties	per lb	0.95 - 2.99	2089	1.88		0.69 - 3.99	1740	2.53	39	1.68 - 3.99	343	3.77	83
Pears	Bosc	per lb					1.99	11	1.99					
Pineapples		each	1.49 - 2.99	321	1.63		0.99 - 4.59	33	2.76		3.50 - 3.99	30	3.88	
Pineapples		per lb	0.49	14	0.49		0.50 - 0.99	171	0.76					
Plums		per lb	1.25 - 2.99	40	2.51		2.28 - 3.49	69	2.50		1.98 - 2.49	62	2.42	

Wtd Avg - Simple weighted average



Commodity	Variety	Unit	SOUTH CENTRAL U.S.				SOUTHWEST U.S.				NORTHWEST U.S.			
			Price Range	Number of Ads	Wtd Avg Price	% Marked Local	Price Range	Number of Ads	Wtd Avg Price	% Marked Local	Price Range	Number of Ads	Wtd Avg Price	% Marked Local
Plums	Interspecific Type	per lb	1.67 - 2.98	17	2.36									
Raspberries		1 pint (11-12 oz cntr w/ lid)				5.00	122	5.00						
Raspberries		6 oz package	1.50 - 2.50	151	1.92	2.99 - 3.99	130	3.05		1.50 - 2.99	165	2.91		
Strawberries		1 lb package	1.50 - 3.33	776	2.38	0.99 - 3.99	1311	2.43		1.88 - 3.99	126	2.63		
Strawberries		2 lb package	3.97 - 5.00	198	4.35	3.99 - 5.00	340	4.66		4.99 - 5.00	301	5.00		
Watermelons	Red Flesh Seeded Type	each	3.99 - 5.99	48	5.24									
Watermelons	Red Flesh Seeded Type	per lb				0.25	55	0.25						
Watermelons	Red Flesh Seedless Miniature	each	1.49 - 4.98	340	3.15	1.29 - 4.99	234	4.71		3.50 - 3.99	117	3.65		
Watermelons	Red Flesh Seedless Miniature	per lb	0.67	107	0.67	0.99	27	0.99						
Watermelons	Red Flesh Seedless Type	each	1.99 - 6.99	227	4.72	5.99	16	5.99		5.99	4	5.99		
Watermelons	Red Flesh Seedless Type	per lb	0.33	14	0.33	0.33 - 0.79	363	0.50						
POTATOES & ONIONS														
Onions, Dry	RED	2 lb bag	3.99	27	3.99									
Onions, Dry	WHITE	3 lb bag				2.00	55	2.00						
Onions, Dry	WHITE	per lb	0.32 - 1.19	345	0.61	0.25 - 0.99	193	0.59		0.68 - 0.69	88	0.69		
Onions, Dry	YELLOW	3 lb bag	2.49 - 2.99	70	2.68	2.00 - 2.79	95	2.33						
Onions, Dry	YELLOW	per lb				0.29 - 0.79	44	0.45		0.89	9	0.89		
Onions, Dry	YELLOW MARKED SWEET	3 lb bag	2.99 - 3.99	36	3.74									
Onions, Dry	YELLOW MARKED SWEET	per lb	0.98 - 1.29	541	1.16	1.49 - 1.99	164	1.95		0.99 - 1.99	152	1.14	4	
Potatoes	ROUND RED	5 lb bag	2.99 - 3.98	15	3.58	3.99	169	3.99						
Potatoes	ROUND RED	per lb				0.79 - 0.99	108	0.89		0.99	131	0.99		
Potatoes	ROUND WHITE	per lb				0.79 - 0.99	97	0.90						
Potatoes	RUSSET	10 lb bag	2.99 - 4.99	142	3.93	66	1.99 - 3.00	165	2.34					
Potatoes	RUSSET	5 lb bag	0.99 - 2.99	470	1.89		1.50 - 1.99	162	1.82					
Potatoes	RUSSET	per lb	0.49 - 1.28	254	0.98	42	0.79	11	0.79		0.58 - 0.99	163	0.94	
Potatoes	YELLOW TYPE	5 lb bag	3.59 - 3.98	40	3.68		2.99	40	2.99		4.99	23	4.99	
Potatoes	YELLOW TYPE	per lb								0.99	131	0.99		
VEGETABLES														
Artichokes		each								3.00	61	3.00		
Asparagus	GREEN	per lb	2.99 - 3.99	192	3.51		2.49 - 4.99	641	3.23	2.99 - 3.88	284	3.17		
Beans	ROUND GREEN TYPE	per lb	1.39 - 1.89	17	1.60		1.88 - 1.89	10	1.88	1.88 - 1.99	44	1.93		
Beets		per lb					0.39 - 0.99	105	0.82					
Bok Choy		per lb	1.29 - 1.98	21	1.52					0.88	9	0.88		
Broccoli		per lb	2.49	7	2.49									

Wtd Avg - Simple weighted average



Commodity	Variety	Unit	SOUTH CENTRAL U.S.				SOUTHWEST U.S.				NORTHWEST U.S.			
			Price Range	Number of Ads	Wtd Avg Price	% Marked Local	Price Range	Number of Ads	Wtd Avg Price	% Marked Local	Price Range	Number of Ads	Wtd Avg Price	% Marked Local
Broccoli	CROWN CUT	per lb	1.79 - 1.99	202	1.90		0.99 - 2.49	233	1.81		0.99 - 2.29	108	2.04	
Brussels Sprouts		per lb	1.49	5	1.49						0.99	11	0.99	
Cabbage	ROUND GREEN TYPE	per lb	0.59 - 0.99	244	0.67	29	0.39 - 0.69	108	0.58					
Carrots		2 lb bag									1.98	81	1.98	
Carrots		5 lb film bag					3.00	97	3.00					
Carrots		per lb	0.33	65	0.33		0.50 - 0.69	74	0.66					
Carrots	BABY PEELED	1 lb bag	0.99 - 1.49	350	1.22		0.99 - 1.79	246	1.12		1.28 - 1.29	34	1.28	
Cauliflower		per lb	0.99	5	0.99		0.99	103	0.99		0.99 - 1.69	29	1.35	
Celery		each	0.88 - 1.39	184	1.30		1.79	8	1.79	100	2.29	23	2.29	
Celery		per lb					1.29 - 1.59	50	1.35		0.99 - 1.59	45	1.28	
Chayote		per lb					1.39	9	1.39					
Cilantro		per bunch	0.33	47	0.33		0.33 - 1.50	662	1.13		0.78 - 1.50	368	1.34	22
Collards		per bunch	0.99 - 1.89	15	1.41									
Corn-Sweet		each	0.16 - 0.67	854	0.39		0.33 - 1.00	545	0.48	22	0.40 - 0.79	301	0.51	95
Corn-Sweet		trays 4-5 ears film wrapped	1.99 - 4.99	531	2.86		3.99 - 4.43	247	4.18		3.99 - 4.43	84	4.11	
Cucumbers		each	0.32 - 0.89	203	0.53		0.25 - 0.99	1093	0.66		0.50 - 0.69	26	0.57	
Cucumbers	LONG SEEDLESS - Greenhouse	each	1.33 - 1.79	129	1.56		0.99 - 2.00	214	1.73		1.50 - 1.79	102	1.72	
Eggplant		each					2.00	146	2.00					
Garlic		per sleeve	1.50	73	1.50		1.50 - 2.00	103	1.70					
Jalapeno Peppers		per lb	0.49 - 1.79	95	1.24		0.79 - 2.99	136	1.17		0.99 - 2.99	162	1.28	
Lettuce	Boston	each					1.69	8	1.69					
Lettuce	Green Leaf	each	1.49	107	1.49	100	2.79	10	2.79		1.50 - 2.79	130	2.02	62
Lettuce	Iceberg	each					1.50 - 2.79	17	2.33					
Lettuce	Red Leaf	each	0.79 - 1.49	113	1.45	94	0.59 - 2.79	28	1.38		1.50 - 2.79	130	2.02	62
Lettuce	Romaine	each	1.49 - 1.78	124	1.53	86	2.29 - 2.99	211	2.95		1.50 - 2.79	68	1.92	
Lettuce	Romaine (Hearts)	3 count	2.99 - 3.99	165	3.65		2.99	199	2.99		1.99 - 3.79	26	3.58	
Mixed Mini Sweet Peppers		1 lb package	2.98	9	2.98		3.00	20	3.00					
Mushrooms	CREMINI	8 oz package	2.49	27	2.49									
Mushrooms	PORTOBELLA	per lb									5.98	6	5.98	
Mushrooms	WHITE	8 oz package					2.49	8	2.49					
Mustard		per bunch	0.99 - 1.89	15	1.41									
Onions, Green		per bunch	0.50 - 1.29	148	1.09	72	0.25 - 1.50	631	1.10		0.68 - 1.67	397	1.29	
Peppers (Bell Type)	GREEN	each	0.33 - 1.19	249	0.67		0.50 - 1.49	122	0.85		1.00 - 1.49	28	1.39	
Peppers (Bell Type)	GREEN	per lb					0.79	8	0.79					
Peppers (Bell Type)	ORANGE - Greenhouse	each	1.25	26	1.25									
Peppers (Bell Type)	ORANGE	each	0.89 - 1.79	202	1.30		0.99 - 1.25	121	1.09		0.99 - 1.25	327	1.02	

Wtd Avg - Simple weighted average



Commodity	Variety	Unit	SOUTH CENTRAL U.S.				SOUTHWEST U.S.				NORTHWEST U.S.			
			Price Range	Number of Ads	Wtd Avg Price	% Marked Local	Price Range	Number of Ads	Wtd Avg Price	% Marked Local	Price Range	Number of Ads	Wtd Avg Price	% Marked Local
Peppers (Bell Type)	ORANGE	per lb									0.99	11	0.99	
Peppers (Bell Type)	RED - Greenhouse	each	1.25 - 1.79	55	1.53									
Peppers (Bell Type)	RED	each	0.77 - 1.29	231	1.15		0.50 - 1.50	430	1.06		0.99 - 1.25	406	1.01	
Peppers (Bell Type)	RED	per lb									0.99	11	0.99	
Peppers (Bell Type)	YELLOW - Greenhouse	each	1.25	17	1.25									
Peppers (Bell Type)	YELLOW	each	0.89 - 1.79	211	1.29		0.99 - 1.25	106	1.07		0.99 - 1.25	442	1.01	
Peppers (Bell Type)	YELLOW	per lb									0.99	11	0.99	
Radishes		per bunch	1.29 - 1.49	137	1.33	78	0.50 - 1.50	594	1.16		0.79 - 1.50	310	1.45	
Salad (Mixed Types)		10-12 oz package	1.99 - 4.00	239	2.90		1.50 - 3.49	136	2.48		0.98 - 3.00	52	1.55	
Salad (Mixed Types)		5-9 oz package	1.99 - 3.00	243	2.55		2.00 - 3.49	110	3.04		2.50 - 3.99	196	3.61	
Serrano Peppers		per lb	1.59	30	1.59									
Spinach	FLAT TYPE	5-7 oz package	2.49 - 2.99	87	2.84						3.99	36	3.99	
Spinach	FLAT TYPE	8-10 oz package	2.50 - 2.99	67	2.95		1.49 - 2.29	21	1.76		2.50 - 3.99	110	2.81	
Squash	GREY	per lb	0.87 - 0.97	189	0.96		0.79 - 1.49	18	1.14					
Squash	Kabocha	per lb					0.69	18	0.69					
Squash	Yellow Crookneck/Straightneck	per lb	0.97 - 1.69	176	1.19	19	1.49	146	1.49					
Squash	Zucchini	per lb	0.97 - 1.69	146	1.17	23	1.49	146	1.49		2.49	79	2.49	100
Sweet Potatoes		per lb	0.69 - 1.19	134	0.79		1.99	80	1.99					
Tomatillos		per lb	0.77 - 1.49	183	0.96		0.79 - 1.49	550	0.88		1.28	9	1.28	
Tomatoes		per lb	0.99 - 1.59	289	1.20		0.99 - 2.79	19	1.97		1.28 - 2.79	62	1.91	
Tomatoes	Cherry Type	1 pint package									4.99	7	4.99	
Tomatoes	Cherry Type	10 oz package	2.99 - 3.99	175	3.38									
Tomatoes	GRAPE TYPE - Greenhouse	1 pint package	1.69	12	1.69									
Tomatoes	GRAPE TYPE	1 pint package	1.99	8	1.99		0.79 - 1.99	31	1.68		1.99	23	1.99	
Tomatoes	GRAPE TYPE	10 oz package	1.29 - 2.99	177	2.70	19					1.69	79	1.69	
Tomatoes	Plum Type (Roma)	per lb	0.57 - 1.50	225	0.89		0.69 - 1.99	477	1.21		0.99 - 1.99	190	1.04	
Tomatoes	VINE RIPES - Greenhouse	per lb	1.27 - 1.28	56	1.27									
Tomatoes	VINE RIPES	per lb	1.49 - 2.99	177	2.22	28	0.99 - 1.28	14	1.16		1.99	23	1.99	
Tomatoes	VINE RIPES - ON THE VINE - Greenhouse	per lb	0.97 - 1.99	758	1.21		0.69 - 1.99	821	1.63		0.99 - 1.99	295	1.29	
Turnip Tops		per bunch	1.89	7	1.89									
OTHER SPECIALTY CROP ITEMS														
Hemp Protein		16 oz									14.99	4	14.99	
Hemp Seeds Shelled		16 oz	13.59	75	13.59		13.59	109	13.59					

Wtd Avg - Simple weighted average



Commodity	Variety	Unit	SOUTH CENTRAL U.S.				SOUTHWEST U.S.				NORTHWEST U.S.			
			Price Range	Number of Ads	Wtd Avg Price	% Marked Local	Price Range	Number of Ads	Wtd Avg Price	% Marked Local	Price Range	Number of Ads	Wtd Avg Price	% Marked Local
Hemp Seeds Shelled		7 oz	9.29	75	9.29									
Hemp Seeds Shelled		8 oz	6.29 - 7.99	167	7.05	6.29 - 9.99	207	9.58		6.29 - 9.99	52	7.29		
SEASONAL ITEMS														
Ornamentals	Gladiolas	bunched 5s				4.99	122	4.99						
Ornamentals	Rose, Hybrid Tea	bunched 12s	14.00	17	14.00	13.00	42	13.00		12.99	9	12.99		
Ornamentals	Tulips	bunched 5s								3.33	81	3.33		

Wtd Avg - Simple weighted average



Commodity	Variety	Unit	ALASKA U.S.				HAWAII U.S.			
			Price Range	Number of Ads	Wtd Avg Price	% Marked Local	Price Range	Number of Ads	Wtd Avg Price	% Marked Local
FRUIT										
Apples	Envy	per lb					2.29 - 2.39	26	2.38	
Apples	Fuji	2 lb bag					1.29	2	1.29	
Apples	Fuji	5 lb bag	5.49	1	5.49					
Apples	Fuji	per lb	1.18 - 1.99	5	1.50					
Apples	Granny Smith	5 lb bag	5.49	1	5.49					
Apples	Honeycrisp	5 lb bag	5.49	1	5.49					
Apples	Honeycrisp	per lb	2.49	28	2.49					
Apples	Pink Lady/Cripps Pink	3 lb bag					5.59	7	5.59	
Apples	Pink Lady/Cripps Pink	5 lb bag	5.49	1	5.49					
Apples	Pink Lady/Cripps Pink	per lb	1.49	11	1.49					
Apples	Red Delicious	per lb					1.49	7	1.49	
Apples, Processed	Juice	64 oz (1/2 gallon)	2.99 - 3.50	14	3.10					
Avocados	Hass	each					1.67	23	1.67	
Avocados	Hass-Marked Large	each	2.38 - 2.49	4	2.41					
Bananas		per lb					1.29	3	1.29	
Blackberries		5.6-6 oz package	3.00 - 3.49	13	3.41					
Blueberries		18 oz package	5.99	1	5.99					
Cantaloupes		per lb	1.18 - 1.39	4	1.23					
Cherries	Rainier	per lb	4.58 - 8.49	12	7.51					
Cherries	Red Varieties	per lb	3.49 - 6.69	27	4.85		5.99	27	5.99	
Grapes	Red Seedless	per lb	2.89 - 3.49	3	3.09		3.99	27	3.99	
Grapes	White Seedless Type	per lb	2.89 - 3.49	3	3.09		3.99	27	3.99	
Honeydews		per lb	1.69	2	1.69		0.99	27	0.99	85
Kiwifruit	Yellow Flesh	1-lb containers with lids					4.99	4	4.99	
Lemons		2 lb bag					5.99	7	5.99	
Mangoes	Round Varieties	each	1.67 - 1.69	3	1.68					
Mangoes	Round Varieties	per lb					4.99	33	4.99	100
Mangoes	Yellow Varieties	each					3.39	4	3.39	
Nectarines	Various White Flesh Varieties	per lb					3.59 - 3.99	37	3.63	
Nectarines	Various Yellow Flesh Varieties	per lb	2.99 - 4.29	21	3.55		3.59 - 3.99	56	3.75	
Oranges	Navel	per lb	1.29	2	1.29		1.99	23	1.99	
Oranges	Navel, Cara Cara	3 lb bag					4.99	3	4.99	
Peaches	Various White Flesh Varieties	per lb					3.49 - 3.99	9	3.60	

Wtd Avg - Simple weighted average



Commodity	Variety	Unit	ALASKA U.S.				HAWAII U.S.			
			Price Range	Number of Ads	Wtd Avg Price	% Marked Local	Price Range	Number of Ads	Wtd Avg Price	% Marked Local
Peaches	Various Yellow Flesh Varieties	per lb	2.99 - 4.29	21	3.55					
Pineapples		each	4.99	1	4.99		4.79	7	4.79	
Pineapples		per lb					1.49	23	1.49	100
Plums		per lb	3.69	9	3.69					
Raspberries		6 oz package	3.00 - 3.49	16	3.41					
Strawberries		1 lb package	3.49 - 7.49	40	6.57		3.99 - 4.99	27	4.84	
Tangerines/Mandarins		2 lb bag	4.29	1	4.29					
Watermelons	Red Flesh Seedless Type	each	8.99	9	8.99					
Watermelons	Red Flesh Seedless Type	per lb	0.89	1	0.89		1.29	7	1.29	
POTATOES & ONIONS										
Onions, Dry	YELLOW MARKED SWEET	per lb	2.99	28	2.99		1.59	7	1.59	
Potatoes	RUSSET	5 lb bag					5.19	7	5.19	
Potatoes	YELLOW TYPE	5 lb bag	5.00	2	5.00					
VEGETABLES										
Artichokes		each					5.99	23	5.99	
Asparagus	GREEN	per lb	4.99	2	4.99		4.96	4	4.96	
Broccoli	BABY HYBRID TYPE	per bunch					3.50	23	3.50	
Broccoli	CROWN CUT	per lb	1.98 - 1.99	4	1.98		2.99	4	2.99	
Cabbage	ROUND GREEN TYPE	per lb					0.99 - 1.29	6	1.19	
Carrots		1 lb bag	2.58	3	2.58					
Carrots		per lb					1.49	3	1.49	
Carrots	BABY PEELED	1 lb bag					2.49	7	2.49	
Cauliflower		per lb	1.58	3	1.58					
Celery		per lb	1.59	2	1.59					
Chinese Cabbage		per lb					0.99	7	0.99	
Corn-Sweet		each	1.50 - 1.99	37	1.87					
Corn-Sweet		trays 4-5 ears film wrapped	6.00	11	6.00		6.21	4	6.21	
Cucumbers	LONG SEEDLESS - Greenhouse	each	1.69	2	1.69					
Jalapeno Peppers		per lb	1.99	9	1.99					
Lettuce	Green Leaf	each	2.19	1	2.19					
Lettuce	Iceberg	per lb					2.49	3	2.49	
Lettuce	Red Leaf	each	2.19	1	2.19					
Lettuce	Romaine	per lb					3.49	23	3.49	
Lettuce	Romaine (Hearts)	3 count	3.69	2	3.69					
Mushrooms	WHITE	8 oz package					3.59	3	3.59	

Wtd Avg - Simple weighted average



Commodity	Variety	Unit	ALASKA U.S.				HAWAII U.S.			
			Price Range	Number of Ads	Wtd Avg Price	% Marked Local	Price Range	Number of Ads	Wtd Avg Price	% Marked Local
Onions, Green		per bunch	0.68	3	0.68					
Peppers (Bell Type)	ORANGE	each	1.49 - 1.50	13	1.50					
Peppers (Bell Type)	RED	each	1.49 - 1.50	13	1.50		4.29	7	4.29	
Peppers (Bell Type)	YELLOW	each	1.49 - 1.50	13	1.50					
Salad (Mixed Types)		10-12 oz package	2.00	2	2.00					
Tomatoes		per lb	2.19 - 3.69	29	3.64		2.39 - 2.99	7	2.73	57
Tomatoes	GRAPE TYPE	1 pint package	1.89	2	1.89					
Tomatoes	Plum Type (Roma)	per lb					2.79	7	2.79	
Tomatoes	VINE RIPES - ON THE VINE - Greenhouse	per lb	1.48	3	1.48					
OTHER SPECIALTY CROP ITEMS										
Hemp Seeds Shelled		16 oz					15.99	4	15.99	
Hemp Seeds Shelled		8 oz					9.59	4	9.59	

Wtd Avg - Simple weighted average



NATIONAL ORGANIC SUMMARY

(not including AK & HI)

Fruit								
Commodity	Variety	Unit	THIS WEEK		LAST WEEK		LAST YEAR	
			Number of Ads	Wtd Avg Price	Number of Ads	Wtd Avg Price	Number of Ads	Wtd Avg Price
Apples	Envy	per lb	8	1.99				
Apples	Fuji	2 lb bag	579	4.78	9	3.99	228	4.99
Apples	Fuji	3 lb bag	120	3.79				
Apples	Fuji	per lb	12	1.44	520	1.91	15	1.99
Apples	Gala/Royal Gala	2 lb bag	657	4.36	77	3.85	252	4.99
Apples	Gala/Royal Gala	3 lb bag	13	2.99				
Apples	Gala/Royal Gala	per lb	30	1.99	448	1.99	38	2.49
Apples	Granny Smith	2 lb bag	551	4.83	9	3.99		
Apples	Granny Smith	per lb	55	1.99	440	2.00		
Apples	Honeycrisp	2 lb bag	1,443	4.82	347	3.98		
Apples	Honeycrisp	per lb	8	2.29	118	3.05		
Apples	Pink Lady/Cripps Pink	2 lb bag	145	3.87	20	3.99		
Apples, Processed	Juice	64 oz (1/2 gallon)	24	3.31	173	3.96	304	3.35
Apricots		per lb	627	4.26	456	4.24	16	4.99
Avocados	Hass	each	478	1.98	493	1.92	2,107	1.97
Avocados	Hass-Marked Extra Large	each	8	3.50	8	3.50		
Avocados	Hass-Marked Large	each	236	2.00	347	2.00		
Avocados	Hass-Marked Medium	each	9	1.25				
Bananas		per lb	423	0.85	223	0.88	338	0.84
Blackberries		5.6-6 oz package	2,303	4.72	1,689	4.45	527	3.86
Blueberries		1 pint (11-12 oz cntr w/ lid)	331	4.29	507	4.14		
Blueberries		18 oz package	408	4.99	16	7.99	61	6.99
Blueberries		6 oz package	931	4.45	519	2.84	509	3.83
Cantaloupes		each	811	3.87	703	4.07	192	4.62
Cantaloupes		per lb	14	1.11	57	1.12	27	1.21
Cherries	Red Varieties	per lb	874	4.58	39	6.55	21	8.66
Grapes	Black Seedless	per lb	596	3.95	481	4.10	785	3.21
Grapes	Red Seedless	per lb	3,206	3.48	3,645	3.56	2,608	2.93
Grapes	White Seedless Type	per lb	3,259	3.50	2,511	3.30	3,027	2.99
Honeydews		per lb	23	1.43				
Kiwifruit	Yellow Flesh	1 lb bag	40	5.99				
Kiwifruit	Yellow Flesh	1-lb containers with lids	190	7.99	381	5.17		
Lemons		2 lb bag	7	4.99	343	4.05		

Wtd Avg - Simple weighted average



Commodity	Variety	Unit	THIS WEEK		LAST WEEK		LAST YEAR	
			Number of Ads	Wtd Avg Price	Number of Ads	Wtd Avg Price	Number of Ads	Wtd Avg Price
Mangoes	Round Varieties	each	268	1.38	32	2.22		
Mangoes	Yellow Varieties	each	33	1.55	33	1.55		
Nectarines	Various White Flesh Varieties	per lb	32	4.99	8	3.50	92	3.17
Nectarines	Various Yellow Flesh Varieties	per lb	2,119	3.62	3,982	3.62	1,595	3.14
Oranges	Valencia	4 lb bag	24	7.99			290	7.73
Peaches	Various White Flesh Varieties	per lb	59	4.67	27	5.90	108	3.44
Peaches	Various Yellow Flesh Varieties	per lb	1,628	3.61	3,693	3.60	1,742	3.22
Pears	Bartlett	per lb	224	1.99	287	1.98	284	1.52
Pears	Bosc	per lb	190	1.99	190	1.99	9	1.99
Pears	D'Anjou	per lb	224	1.99	190	1.99	13	1.99
Raspberries		6 oz package	1,937	4.68	1,712	4.53		
Strawberries		1 lb package	2,262	4.29	5,698	3.94	3,160	4.04
Strawberries		2 lb package	100	5.99	406	5.81	285	4.09
Watermelons	Red Flesh Seedless Miniature	each	800	5.08	891	4.98	408	5.04
Watermelons	Red Flesh Seedless Type	per lb	23	0.99	42	1.16	39	0.80

Potatoes & Onions

Commodity	Variety	Unit	THIS WEEK		LAST WEEK		LAST YEAR	
			Number of Ads	Wtd Avg Price	Number of Ads	Wtd Avg Price	Number of Ads	Wtd Avg Price
Onions, Dry	YELLOW	2 lb bag	491	2.99	205	2.94	22	2.50
Onions, Dry	YELLOW	per lb	8	1.89			154	1.45
Onions, Dry	YELLOW MARKED SWEET	2 lb bag	211	3.02	14	2.99	197	2.99
Onions, Dry	YELLOW MARKED SWEET	3 lb bag	80	4.09	744	3.56	8	4.48
Potatoes	ROUND RED	3 lb bag	95	4.99				
Potatoes	RUSSET	3 lb bag	95	4.99			27	3.99
Potatoes	RUSSET	5 lb bag	169	2.99			8	4.99
Potatoes	RUSSET	per lb	159	1.46	154	1.49	154	1.79
Potatoes	YELLOW TYPE	3 lb bag	95	4.99				

Vegetables

Commodity	Variety	Unit	THIS WEEK		LAST WEEK		LAST YEAR	
			Number of Ads	Wtd Avg Price	Number of Ads	Wtd Avg Price	Number of Ads	Wtd Avg Price
Beans	ROUND GREEN TYPE	12 oz bag	34	4.99				
Beets		per bunch	22	1.50	9	2.99	46	2.39
Broccoli		per bunch	421	3.11	801	3.13	385	3.03
Broccoli		per lb	62	2.11	13	1.99	320	2.49
Broccoli	BABY HYBRID TYPE	per bunch	359	3.18	432	3.27		
Broccoli	CROWN CUT	per lb	32	2.63	9	2.99		

Wtd Avg - Simple weighted average



Commodity	Variety	Unit	THIS WEEK		LAST WEEK		LAST YEAR	
			Number of Ads	Wtd Avg Price	Number of Ads	Wtd Avg Price	Number of Ads	Wtd Avg Price
Carrots		1 lb bag	9	2.00	65	1.43	111	1.42
Carrots		2 lb bag	120	2.49			10	2.49
Carrots		per bunch	9	1.49	28	3.09	19	2.99
Carrots		per lb	154	1.29	154	1.29	154	1.69
Carrots	BABY PEELED	1 lb bag	701	2.29	775	1.67	1,033	1.90
Cauliflower		each	90	3.27	103	3.21	425	3.99
Cauliflower		per lb	27	1.49	22	1.29	325	2.49
Celery		each	9	1.99	23	2.50		
Celery	HEARTS	per package	193	2.89	198	3.08		
Cilantro		per bunch	386	1.69	23	1.49		
Cucumbers		each	224	1.34	45	1.24		
Cucumbers	LONG SEEDLESS - Greenhouse	each	274	2.54	592	2.26	22	1.85
Garlic		per lb	6	7.98				
Kale		1 lb bag	19	3.99				
Kale		per bunch	112	2.39	103	2.14	188	1.97
Lettuce	Boston	each	8	2.99				
Lettuce	Green Leaf	each	200	2.11	154	1.99	515	1.98
Lettuce	Red Leaf	each	200	2.11	154	1.99	515	1.98
Lettuce	Romaine	each	39	2.60	22	1.99	344	2.03
Lettuce	Romaine (Hearts)	3 count	251	4.15	198	4.25	451	3.39
Mixed Mini Sweet Peppers		1 lb package	29	5.62	83	4.99	401	4.81
Mushrooms	CREMINI	6 oz package	81	3.48	11	3.00		
Mushrooms	CREMINI	8 oz package	114	3.53	453	3.12		
Mushrooms	CREMINI	per lb	11	5.99				
Mushrooms	PORTOBELLA	6 oz package	1,431	3.66	40	2.99		
Mushrooms	WHITE	8 oz package	97	3.09	628	3.08	174	3.05
Onions, Green		per bunch	413	0.99	64	0.74	8	0.99
Peppers (Bell Type)	GREEN	per lb	38	2.99				
Peppers (Bell Type)	RED	each	8	4.99			104	2.00
Radishes		per bunch	62	1.32			72	2.01
Salad (Mixed Types)		1 lb package	16	5.00	274	4.75		
Salad (Mixed Types)		10-12 oz package	565	5.07	239	5.35	187	5.93
Salad (Mixed Types)		5-9 oz package	2,194	3.55	1,213	3.50	3,129	3.27
Spinach	FLAT TYPE	5-7 oz package	191	3.67	402	3.34		
Spinach	FLAT TYPE	8-10 oz package	28	6.99	89	5.62		
Squash	Yellow Crookneck/Straightneck	per lb	228	2.79			43	2.04
Squash	Zucchini	per lb	242	2.74	16	2.79	82	2.04

Wtd Avg - Simple weighted average



Commodity	Variety	Unit	THIS WEEK		LAST WEEK		LAST YEAR	
			Number of Ads	Wtd Avg Price	Number of Ads	Wtd Avg Price	Number of Ads	Wtd Avg Price
Sweet Potatoes		per lb	73	1.83			3	1.99
Swiss Chard		per bunch	59	2.56	9	2.00	31	1.99
Tomatoes		per lb	154	2.49	344	2.77	154	2.59
Tomatoes	Cherry Type	1 pint package	16	3.50	21	2.37		
Tomatoes	Cherry Type	10 oz package	22	1.50				
Tomatoes	GRAPE TYPE	1 pint package	739	3.08	318	3.06	625	3.30
Tomatoes	GRAPE TYPE	10 oz package	1,773	3.48	20	2.50	1,266	3.51
Tomatoes	Plum Type (Roma)	per lb	6	2.99			476	2.18
Tomatoes	VINE RIPES	per lb	28	3.17			131	1.53
Tomatoes	VINE RIPES - ON THE VINE - Greenhouse	per lb	66	2.49	1,214	2.10	225	3.85

Other Specialty Crop Items

Commodity	Variety	Unit	THIS WEEK		LAST WEEK		LAST YEAR	
			Number of Ads	Wtd Avg Price	Number of Ads	Wtd Avg Price	Number of Ads	Wtd Avg Price
Hemp (Seed) Oil		16 oz	240	16.96	347	16.99	343	16.99
Hemp Protein		12 oz	193	12.74	279	13.50	8	13.99
Hemp Protein		16 oz	302	17.49	109	13.49	522	15.97
Hemp Protein		32 oz	154	22.99	154	22.99		
Hemp Seeds Shelled		12 oz	522	13.58	751	13.77	381	12.26
Hemp Seeds Shelled		16 oz	197	14.44	356	14.44	244	13.69
Hemp Seeds Shelled		7 oz	1,096	9.90	1,325	10.14	1,295	9.94
Hemp Seeds Shelled		8 oz	197	11.21	304	9.86		

Wtd Avg - Simple weighted average



REGIONAL ORGANIC DETAILS

Commodity	Variety	Unit	NORTHEAST U.S.				SOUTHEAST U.S.				MIDWEST U.S.			
			Price Range	Number of Ads	Wtd Avg Price	% Marked Local	Price Range	Number of Ads	Wtd Avg Price	% Marked Local	Price Range	Number of Ads	Wtd Avg Price	% Marked Local
FRUIT														
Apples	Fuji	2 lb bag					4.99	228	4.99			4.29	33	4.29
Apples	Fuji	per lb										1.59	9	1.59
Apples	Gala/Royal Gala	2 lb bag	5.99	34	5.99							3.49 - 4.29	55	3.97
Apples	Gala/Royal Gala	3 lb bag	2.99	13	2.99									
Apples	Gala/Royal Gala	per lb	1.99	24	1.99									
Apples	Granny Smith	2 lb bag					4.99	228	4.99			4.29	33	4.29
Apples	Granny Smith	per lb	1.99	55	1.99									
Apples	Honeycrisp	2 lb bag					3.98 - 4.99	1247	4.95					
Apples	Honeycrisp	per lb	2.29	8	2.29									
Apples	Pink Lady/Cripps Pink	2 lb bag										4.29	22	4.29
Apples, Processed	Juice	64 oz (1/2 gallon)	2.99 - 3.50	24	3.31									
Apricots		per lb	4.43 - 4.99	130	4.46		3.99	86	3.99			3.99	67	3.99
Avocados	Hass	each										2.00	28	2.00
Avocados	Hass-Marked Large	each					2.00	52	2.00					
Avocados	Hass-Marked Medium	each	1.25	9	1.25									
Bananas		per lb	0.49 - 0.99	48	0.75							0.77 - 0.99	154	0.87
Blackberries		5.6-6 oz package	3.99 - 4.99	516	4.04		4.79 - 5.00	1595	4.95			4.00	28	4.00
Blueberries		1 pint (11-12 oz ctnr w/ lid)	3.99 - 4.99	272	4.15		3.99	14	3.99			3.99 - 4.99	29	4.78
Blueberries		6 oz package	3.99	24	3.99		3.99 - 4.99	702	4.56			2.99	35	2.99
Cantaloupes		each	3.89 - 3.99	444	3.96		3.50	86	3.50			3.50	67	3.50
Cherries	Red Varieties	per lb	2.77 - 5.99	495	4.46		3.99 - 4.99	100	4.85			4.99	67	4.99
Grapes	Black Seedless	per lb	4.10	122	4.10		3.69 - 3.99	89	3.70			3.69	67	3.69
Grapes	Red Seedless	per lb	2.69 - 5.99	727	3.58		2.69 - 5.99	2018	3.40			2.69 - 3.69	176	3.33
Grapes	White Seedless Type	per lb	2.69 - 5.99	729	3.58		2.69 - 5.99	2018	3.40			2.69 - 3.69	165	3.32
Kiwifruit	Yellow Flesh	1 lb bag					5.99	40	5.99					
Kiwifruit	Yellow Flesh	1-lb containers with lids	7.99	190	7.99									
Lemons		2 lb bag	4.99	7	4.99									
Mangoes	Round Varieties	each	1.00 - 2.50	50	2.16		0.98	187	0.98					
Mangoes	Yellow Varieties	each	1.00 - 1.25	17	1.12									
Nectarines	Various Yellow Flesh Varieties	per lb	3.88 - 3.99	339	3.95		3.49	1281	3.49			2.99 - 4.99	100	3.54
Oranges	Valencia	4 lb bag	7.99	24	7.99									
Peaches	Various Yellow Flesh Varieties	per lb	3.99 - 4.49	225	4.01		3.49	1195	3.49			1.99 - 4.99	41	3.33
Pears	Bartlett	per lb	1.99	224	1.99									
Pears	Bosc	per lb	1.99	190	1.99									

Wtd Avg - Simple weighted average



Commodity	Variety	Unit	NORTHEAST U.S.				SOUTHEAST U.S.				MIDWEST U.S.			
			Price Range	Number of Ads	Wtd Avg Price	% Marked Local	Price Range	Number of Ads	Wtd Avg Price	% Marked Local	Price Range	Number of Ads	Wtd Avg Price	% Marked Local
Pears	D'Anjou	per lb	1.99	224	1.99									
Raspberries		6 oz package	3.99	492	3.99		4.99 - 5.00	1229	5.00		2.50 - 4.00	52	3.56	
Strawberries		1 lb package	3.50 - 4.99	396	3.97		3.50 - 5.99	538	4.53		3.50 - 4.00	124	3.73	
Strawberries		2 lb package									5.99	39	5.99	
Watermelons	Red Flesh Seedless Miniature	each	4.99	122	4.99		4.49 - 4.98	138	4.67		4.49 - 5.99	78	4.70	
POTATOES & ONIONS														
Onions, Dry	YELLOW	2 lb bag	2.99	322	2.99									
Onions, Dry	YELLOW MARKED SWEET	2 lb bag	2.99	183	2.99		2.99	14	2.99		3.49	14	3.49	
Onions, Dry	YELLOW MARKED SWEET	3 lb bag	3.99	72	3.99						4.98	8	4.98	
Potatoes	RUSSET	per lb									1.49	13	1.49	
VEGETABLES														
Beans	ROUND GREEN TYPE	12 oz bag	4.99	34	4.99									
Beets		per bunch									1.50	22	1.50	
Broccoli		per bunch					3.99	40	3.99		2.99	60	2.99	
Broccoli	BABY HYBRID TYPE	per bunch					2.99	86	2.99		2.99	67	2.99	
Broccoli	CROWN CUT	per lb	2.99	9	2.99						2.49	12	2.49	
Carrots		1 lb bag	2.00	9	2.00									
Carrots		2 lb bag	2.49	46	2.49		2.49	74	2.49					
Carrots		per bunch	1.49	9	1.49									
Carrots		per lb									1.29	13	1.29	
Carrots	BABY PEELED	1 lb bag	1.79 - 2.99	391	2.52		2.00	228	2.00		1.50 - 1.99	42	1.91	
Cauliflower		each	3.99	19	3.99						2.99	60	2.99	
Cauliflower		per lb									0.99	7	0.99	
Celery		each									1.99	9	1.99	
Celery	HEARTS	per package	2.99 - 3.99	146	3.09		3.99	3	3.99		1.29 - 2.99	44	2.14	
Cilantro		per bunch	1.79	322	1.79						1.99	11	1.99	
Cucumbers		each					1.28	187	1.28					
Cucumbers	LONG SEEDLESS - Greenhouse	each	2.50	24	2.50		2.50	228	2.50		2.99	22	2.99	
Kale		1 lb bag	3.99	19	3.99									
Kale		per bunch									1.50 - 3.77	31	2.16	
Lettuce	Green Leaf	each	2.69	20	2.69						1.99	13	1.99	
Lettuce	Red Leaf	each	2.69	20	2.69						1.99	13	1.99	
Lettuce	Romaine	each	2.69	20	2.69									
Lettuce	Romaine (Hearts)	3 count	3.99 - 4.99	197	4.03		3.99 - 4.99	48	4.70		3.99	6	3.99	
Mixed Mini Sweet Peppers		1 lb package	4.99	15	4.99									

Wtd Avg - Simple weighted average



Commodity	Variety	Unit	NORTHEAST U.S.				SOUTHEAST U.S.				MIDWEST U.S.			
			Price Range	Number of Ads	Wtd Avg Price	% Marked Local	Price Range	Number of Ads	Wtd Avg Price	% Marked Local	Price Range	Number of Ads	Wtd Avg Price	% Marked Local
Mushrooms	CREMINI	8 oz package	3.29 - 3.99	114	3.53									
Mushrooms	PORTOBELLA	6 oz package	3.99	8	3.99		3.50 - 3.69	1423	3.66					
Mushrooms	WHITE	8 oz package	3.99	15	3.99		3.99	3	3.99					
Onions, Green		per bunch	0.99	413	0.99									
Peppers (Bell Type)	GREEN	per lb	2.99	38	2.99									
Peppers (Bell Type)	RED	each	4.99	8	4.99									
Radishes		per bunch	1.50	9	1.50									
Salad (Mixed Types)		1 lb package								5.00	16	5.00		
Salad (Mixed Types)		10-12 oz package	5.00	413	5.00					6.99	20	6.99		
Salad (Mixed Types)		5-9 oz package	2.50 - 3.99	943	3.38		3.99 - 4.49	406	4.44	3.00 - 3.99	234	3.47		
Spinach	FLAT TYPE	5-7 oz package	3.50 - 3.99	69	3.96									
Spinach	FLAT TYPE	8-10 oz package								6.99	28	6.99		
Squash	Yellow Crookneck/Straightneck	per lb					2.79	228	2.79					
Squash	Zucchini	per lb					2.79	228	2.79					
Sweet Potatoes		per lb	1.69 - 1.99	73	1.83									
Swiss Chard		per bunch								3.00	28	3.00		
Tomatoes		per lb								2.49	13	2.49		
Tomatoes	Cherry Type	10 oz package								1.50	22	1.50		
Tomatoes	GRAPE TYPE	1 pint package	2.99 - 3.99	533	3.04		2.99	14	2.99	3.99 - 4.00	111	3.99		
Tomatoes	GRAPE TYPE	10 oz package	3.49 - 4.69	486	3.54		3.49	530	3.49	1.50 - 3.49	757	3.43		
Tomatoes	VINE RIPES	per lb	2.49	9	2.49									
Tomatoes	VINE RIPES - ON THE VINE - Greenhouse	per lb	2.79	24	2.79					2.79	20	2.79		
OTHER SPECIALTY CROP ITEMS														
Hemp (Seed) Oil		16 oz					16.99	52	16.99					
Hemp Protein		12 oz	12.74	9	12.74									
Hemp Protein		16 oz	14.99	9	14.99									
Hemp Protein		32 oz								22.99	13	22.99		
Hemp Seeds Shelled		12 oz	14.49 - 14.99	17	14.75		14.99	52	14.99	11.49 - 12.23	80	12.11		
Hemp Seeds Shelled		16 oz	14.44	9	14.44									
Hemp Seeds Shelled		7 oz	9.39 - 11.99	430	9.47		10.79 - 11.99	126	11.29	7.69 - 9.17	80	8.93		
Hemp Seeds Shelled		8 oz	10.49	9	10.49									

Wtd Avg - Simple weighted average



Commodity	Variety	Unit	SOUTH CENTRAL U.S.				SOUTHWEST U.S.				NORTHWEST U.S.			
			Price Range	Number of Ads	Wtd Avg Price	% Marked Local	Price Range	Number of Ads	Wtd Avg Price	% Marked Local	Price Range	Number of Ads	Wtd Avg Price	% Marked Local
FRUIT														
Apples	Envy	per lb					1.99	8	1.99					
Apples	Fuji	2 lb bag					3.99 - 5.29	195	5.24		3.79	123	3.79	
Apples	Fuji	3 lb bag					3.79	120	3.79					
Apples	Fuji	per lb									0.99	3	0.99	
Apples	Gala/Royal Gala	2 lb bag	3.99	27	3.99		3.79 - 5.29	418	4.46		3.79	123	3.79	
Apples	Gala/Royal Gala	per lb					1.99	6	1.99					
Apples	Granny Smith	2 lb bag					3.79 - 5.29	290	4.76					
Apples	Honeycrisp	2 lb bag					3.98 - 3.99	192	3.98		3.98	4	3.98	
Apples	Pink Lady/Cripps Pink	2 lb bag									3.79	123	3.79	
Apricots		per lb	4.43	75	4.43		3.99 - 4.99	247	4.25	55	4.43	22	4.43	
Avocados	Hass	each	2.00	107	2.00		0.99 - 2.99	29	2.09		1.49 - 2.00	314	1.96	
Avocados	Hass-Marked Extra Large	each					3.50	8	3.50					
Avocados	Hass-Marked Large	each					2.00	184	2.00					
Bananas		per lb	0.79	92	0.79		0.79 - 0.99	103	0.95		0.79	26	0.79	
Blackberries		5.6-6 oz package	4.99	95	4.99		3.00 - 5.29	69	4.26					
Blueberries		1 pint (11-12 oz cntr w/ lid)					5.99	16	5.99					
Blueberries		18 oz package					4.99	266	4.99		4.99	142	4.99	
Blueberries		6 oz package	2.00 - 4.99	118	4.46		2.98 - 4.99	52	4.04					
Cantaloupes		each	3.89	75	3.89		3.89 - 5.49	117	4.00		3.89	22	3.89	
Cantaloupes		per lb					0.80	5	0.80		1.29	9	1.29	
Cherries	Red Varieties	per lb	2.77	75	2.77		5.54	109	5.54		5.54 - 7.98	28	6.06	
Grapes	Black Seedless	per lb	4.10	150	4.10		4.10	109	4.10		2.98 - 4.10	59	3.67	
Grapes	Red Seedless	per lb	2.69 - 4.10	100	3.80		4.10	109	4.10		2.98 - 4.10	76	3.63	
Grapes	White Seedless Type	per lb	2.69 - 4.10	83	3.96		1.50 - 4.10	128	3.99		3.49 - 4.10	136	3.94	12
Honeydews		per lb									1.29 - 1.49	23	1.43	
Mangoes	Round Varieties	each	2.50	9	2.50		1.50	6	1.50		3.00	16	3.00	
Mangoes	Yellow Varieties	each									2.00	16	2.00	
Nectarines	Various White Flesh Varieties	per lb					4.99	16	4.99		4.99	16	4.99	
Nectarines	Various Yellow Flesh Varieties	per lb	3.88	75	3.88		2.99 - 4.49	248	3.74		2.98 - 4.99	76	3.78	
Peaches	Various White Flesh Varieties	per lb					4.99	24	4.99		3.99 - 4.99	35	4.45	
Peaches	Various Yellow Flesh Varieties	per lb					3.99 - 4.99	94	4.11		2.98 - 4.99	73	3.80	
Raspberries		6 oz package	4.99	95	4.99		3.00 - 5.29	69	4.26					
Strawberries		1 lb package	3.50 - 3.89	182	3.66		2.99 - 6.49	615	4.27		3.50 - 5.99	407	4.76	
Strawberries		2 lb package	5.99	61	5.99									

Wtd Avg - Simple weighted average



Commodity	Variety	Unit	SOUTH CENTRAL U.S.				SOUTHWEST U.S.				NORTHWEST U.S.			
			Price Range	Number of Ads	Wtd Avg Price	% Marked Local	Price Range	Number of Ads	Wtd Avg Price	% Marked Local	Price Range	Number of Ads	Wtd Avg Price	% Marked Local
Watermelons	Red Flesh Seedless Miniature	each	4.99 - 6.99	143	5.94		4.98 - 4.99	293	4.98		4.98 - 4.99	26	4.99	
Watermelons	Red Flesh Seedless Type	per lb									0.99	23	0.99	
POTATOES & ONIONS														
Onions, Dry	YELLOW	2 lb bag					2.99	169	2.99					
Onions, Dry	YELLOW	per lb					1.89	8	1.89					
Potatoes	ROUND RED	3 lb bag	4.99	95	4.99									
Potatoes	RUSSET	3 lb bag	4.99	95	4.99									
Potatoes	RUSSET	5 lb bag					2.99	169	2.99					
Potatoes	RUSSET	per lb	1.49	92	1.49		0.42 - 1.49	28	1.30		1.49	26	1.49	
Potatoes	YELLOW TYPE	3 lb bag	4.99	95	4.99									
VEGETABLES														
Broccoli		per bunch	2.99	14	2.99		3.99	14	3.99		2.50 - 2.99	293	2.98	
Broccoli		per lb					1.99	53	1.99		2.79	9	2.79	
Broccoli	BABY HYBRID TYPE	per bunch	3.32	75	3.32		3.32	109	3.32		3.32	22	3.32	
Broccoli	CROWN CUT	per lb					2.50	11	2.50					
Carrots		per lb	1.29	92	1.29		1.29	23	1.29		1.29	26	1.29	
Carrots	BABY PEELED	1 lb bag									1.99 - 2.00	40	1.99	
Cauliflower		each	2.99	5	2.99						3.98	6	3.98	
Cauliflower		per lb					1.49	13	1.49		1.99	7	1.99	
Cilantro		per bunch					0.99	53	0.99					
Cucumbers		each					1.79	14	1.79		1.00 - 2.00	23	1.56	30
Garlic		per lb									7.98	6	7.98	
Kale		per bunch									2.48	81	2.48	100
Lettuce	Boston	each					2.99	8	2.99					
Lettuce	Green Leaf	each	1.99	92	1.99		1.99	23	1.99		1.99 - 2.50	52	2.18	13
Lettuce	Red Leaf	each	1.99	92	1.99		1.99	23	1.99		1.99 - 2.50	52	2.18	13
Lettuce	Romaine	each									2.50	19	2.50	
Mixed Mini Sweet Peppers		1 lb package					6.29	14	6.29					
Mushrooms	CREMINI	6 oz package									3.48	81	3.48	
Mushrooms	CREMINI	per lb									5.99	11	5.99	
Mushrooms	WHITE	8 oz package									2.89	79	2.89	
Radishes		per bunch					1.29	53	1.29					
Salad (Mixed Types)		10-12 oz package	5.00	132	5.00									
Salad (Mixed Types)		5-9 oz package	3.98	9	3.98		3.00 - 3.99	602	3.23	20				
Spinach	FLAT TYPE	5-7 oz package					3.50	122	3.50	100				
Squash	Zucchini	per lb									1.99	14	1.99	
Swiss Chard		per bunch					1.98	20	1.98		2.50	11	2.50	
Tomatoes		per lb	2.49	92	2.49		2.49	23	2.49		2.49	26	2.49	

Wtd Avg - Simple weighted average



Commodity	Variety	Unit	SOUTH CENTRAL U.S.				SOUTHWEST U.S.				NORTHWEST U.S.			
			Price Range	Number of Ads	Wtd Avg Price	% Marked Local	Price Range	Number of Ads	Wtd Avg Price	% Marked Local	Price Range	Number of Ads	Wtd Avg Price	% Marked Local
Tomatoes	Cherry Type	1 pint package					3.00 - 3.99	16	3.50					
Tomatoes	GRAPE TYPE	1 pint package					1.99 - 3.00	81	2.09					
Tomatoes	Plum Type (Roma)	per lb					2.99	6	2.99					
Tomatoes	VINE RIPES	per lb									3.49	19	3.49	
Tomatoes	VINE RIPES - ON THE VINE - Greenhouse	per lb	2.48	9	2.48		1.49	13	1.49					
OTHER SPECIALTY CROP ITEMS														
Hemp (Seed) Oil		16 oz					16.99	184	16.99		14.99	4	14.99	
Hemp Protein		12 oz					12.74	184	12.74					
Hemp Protein		16 oz					13.49 - 19.99	293	17.57					
Hemp Protein		32 oz	22.99	92	22.99		22.99	23	22.99		22.99	26	22.99	
Hemp Seeds Shelled		12 oz	11.49	92	11.49		11.49 - 14.99	207	14.60		11.49 - 15.99	74	13.64	
Hemp Seeds Shelled		16 oz					14.44	184	14.44		14.44	4	14.44	
Hemp Seeds Shelled		7 oz	7.69	92	7.69		7.69 - 11.99	316	10.88		7.69 - 11.99	52	9.42	
Hemp Seeds Shelled		8 oz					11.24	184	11.24		11.24	4	11.24	

Wtd Avg - Simple weighted average



Commodity	Variety	Unit	ALASKA U.S.				HAWAII U.S.			
			Price Range	Number of Ads	Wtd Avg Price	% Marked Local	Price Range	Number of Ads	Wtd Avg Price	% Marked Local
FRUIT										
Apples	Fuji	per lb	2.19	1	2.19					
Apricots		per lb				6.21	4	6.21		
Avocados	Hass-Marked Large	each	3.00	11	3.00					
Bananas		per lb	0.89	11	0.89					
Blackberries		5.6-6 oz package	3.59	1	3.59					
Cantaloupes		each				5.45	4	5.45		
Cherries	Red Varieties	per lb				4.99 - 7.76	6	6.84		
Grapes	Black Seedless	per lb				5.74	4	5.74		
Grapes	Red Seedless	per lb				5.74	4	5.74		
Grapes	White Seedless Type	per lb				5.74	4	5.74		
Nectarines	Various Yellow Flesh Varieties	per lb				5.43	4	5.43		
Oranges	Valencia	4 lb bag	6.88	3	6.88					
Strawberries		1 lb package	3.98 - 4.99	14	4.77	5.45	4	5.45		
Watermelons	Red Flesh Seedless Miniature	each				6.98	4	6.98		
VEGETABLES										
Asparagus	GREEN	per lb	6.18	3	6.18					
Beets		per bunch	3.59	1	3.59					
Broccoli		per lb	2.99	11	2.99					
Broccoli	BABY HYBRID TYPE	per bunch				4.65	4	4.65		
Carrots		2 lb bag	3.49	1	3.49					
Cauliflower		per lb	2.99	11	2.99					
Tomatoes	VINE RIPES - ON THE VINE - Greenhouse	per lb	3.99	11	3.99					
OTHER SPECIALTY CROP ITEMS										
Hemp Seeds Shelled		12 oz				17.59 - 18.39	8	17.99		
Hemp Seeds Shelled		7 oz				12.69	4	12.69		

Wtd Avg - Simple weighted average

REGIONAL DEFINITIONS

As used in this report, regions include the following states:	
NORTHEAST U.S.	Connecticut, Delaware, Massachusetts, Maryland, Maine, New Hampshire, New Jersey, New York, Pennsylvania, Rhode Island and Vermont
SOUTHEAST U.S.	Alabama, Florida, Georgia, Mississippi, North Carolina, South Carolina, Tennessee, Virginia and West Virginia
MIDWEST U.S.	Iowa, Illinois, Indiana, Kentucky, Michigan, Minnesota, North Dakota, Nebraska, Ohio, South Dakota and Wisconsin
SOUTH CENTRAL U.S.	Arkansas, Colorado, Kansas, Louisiana, Missouri, New Mexico, Oklahoma, and Texas
SOUTHWEST U.S.	Arizona, California, Nevada and Utah
NORTHWEST U.S.	Idaho, Montana, Oregon, Washington, and Wyoming
ALASKA	Alaska
HAWAII	Hawaii
NATIONAL	Continental United States

1 -- Specialty Crops Market News surveys nearly 271 retailers, comprising over 29,700 individual stores, with online weekly advertised features.

2 -- Date range reflects one week of data collection ending on the report date and encompassing ad pricing good from the Saturday before the report release date through the following Friday.