



Advertised Prices for Specialty Crops Products at Major Retail Supermarket Outlets ending during the period of 6/22/2024 to 7/4/2024

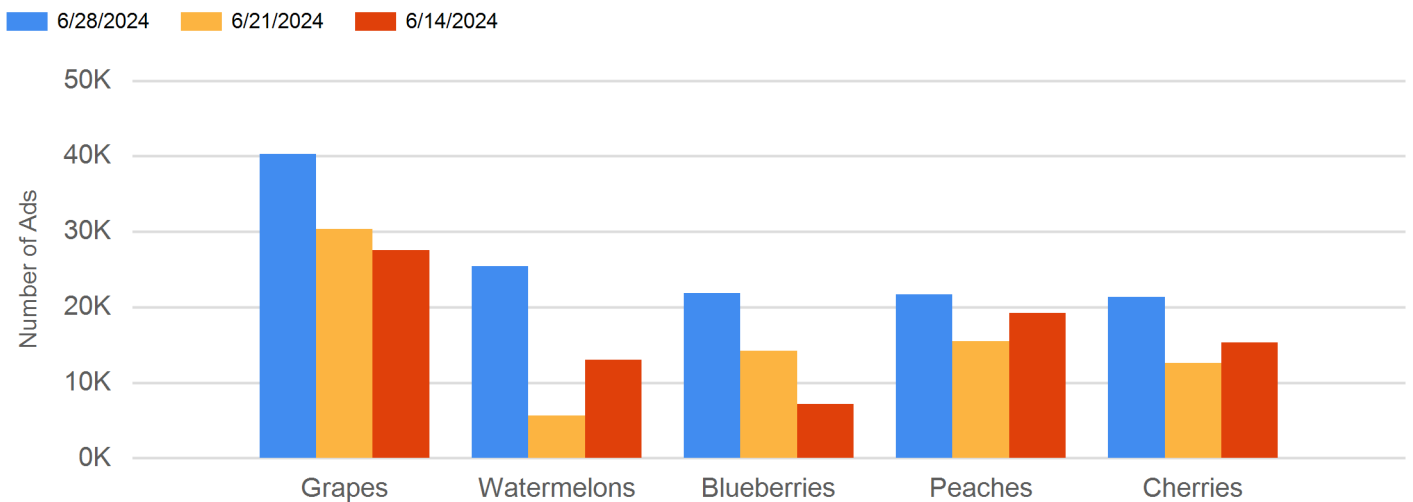
Happy July 4th.

As the 4th of July holiday approaches, it's no surprise that the number of advertisements has increased this week compared to last week. This festive season is an ideal time to indulge in healthy summer favorites with family and friends. Watermelons, blueberries, cherries, and grapes are not only delicious but also refreshing options to enjoy during the warm weather. In, addition to fruits, grilled vegetables can be a delightful addition to your holiday meals. Grilled corn, with its sweet and smoky flavor, pairs wonderfully with other summer vegetables like sweet onions, summer squash, and eggplant. Don't forget the variety of peppers available, which can add a burst of color and flavor to your dishes. Moreover, this time of year presents a fantastic opportunity to support local growers in your community. By purchasing fresh produce from local farmers, you not only enjoy the best seasonal flavors but also contribute to the local economy and promote sustainable farming practices. So, as you prepare for your 4th of July celebrations, consider incorporating these healthy and delicious options into your menu and make the most of the summer bounty.

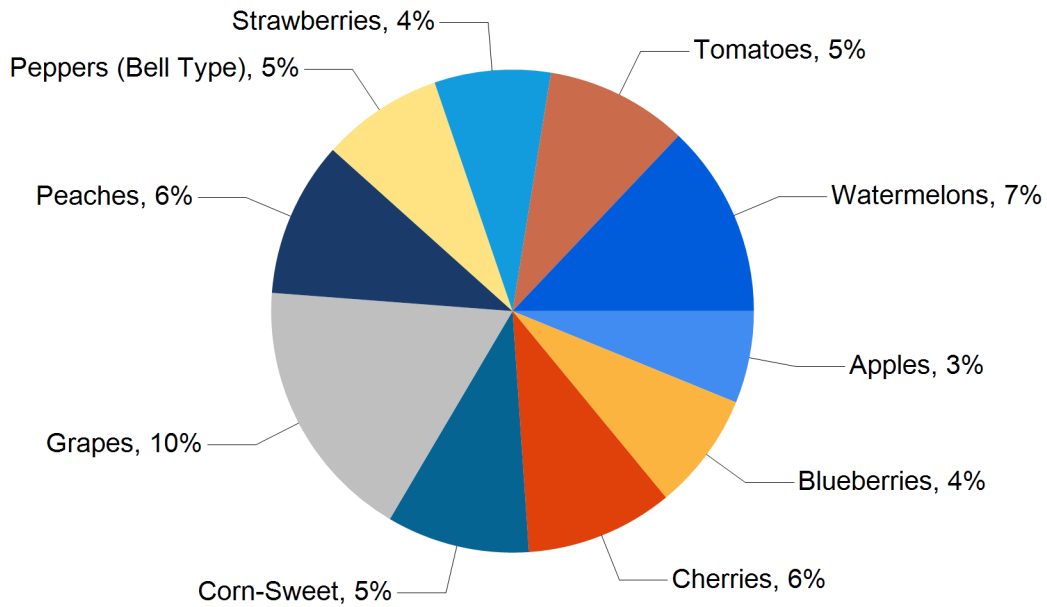
Total ad numbers this week were 344,480, an 16% increase from last week's total of 296,072. The total for the same week last year was 14% higher at 301,249. The total number of ads broken out by commodity groups: fruit 209,195 (61% of all ads), onions and potatoes 17,657 (5%), vegetables 115,257 (33%), herbs 5,307 ornamentals 310, and hemp 2057. The number of ads for organic produce was 42,902 12% of total ads.

The following are the prices of major advertised items (3,000 plus ads) this week, compared to the same week last year. Significant increases in price for fruit this week were red flesh miniature watermelons at 36%. Significant increases for vegetables were only long seedless cucumbers at 29%. There were significant decreases for honey crisp apples at 46%, black berries at 32%, black seedless grapes at 15%, cantaloups and cherries at 14% and blueberries at 13%. There were also significant price decreases for vegetables and herbs. Cilantro decreased 26%, asparagus 18%, iceberg lettuce 17% and 10 oz grape tomatoes declined 10%. There were no significant changes in price for potatoes and onions this week.

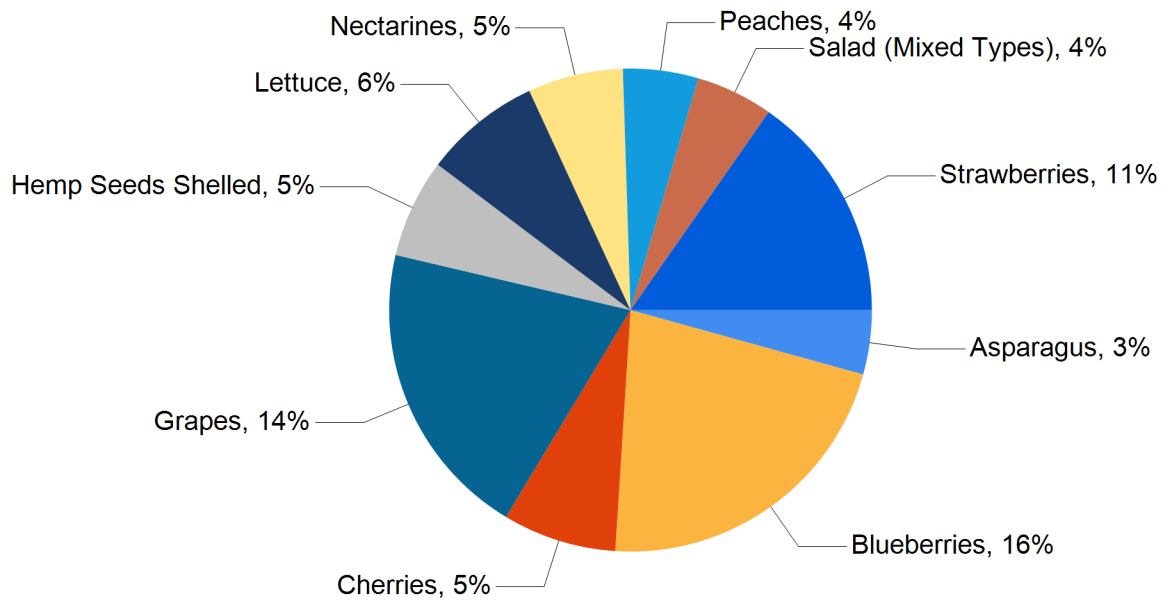
Top 5 Commodities Featured This Week



Top 10 Commodities as Percentage of Total Conventional Ads

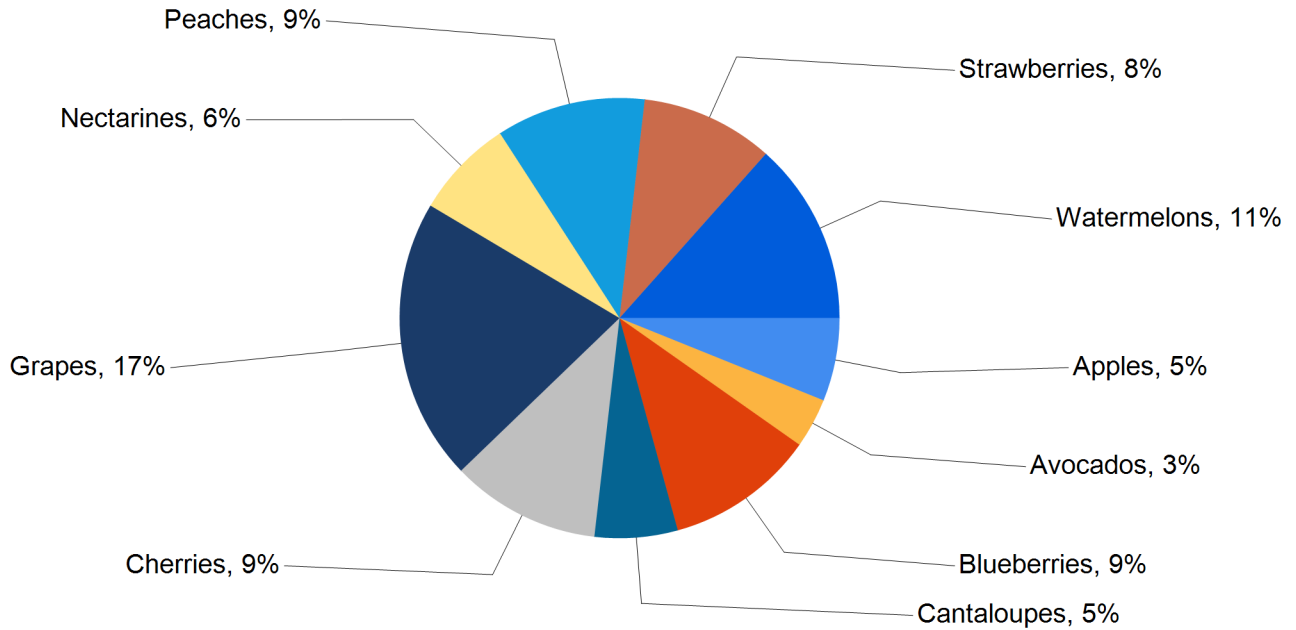


Top 10 Commodities as Percentage of Total Organic Ads

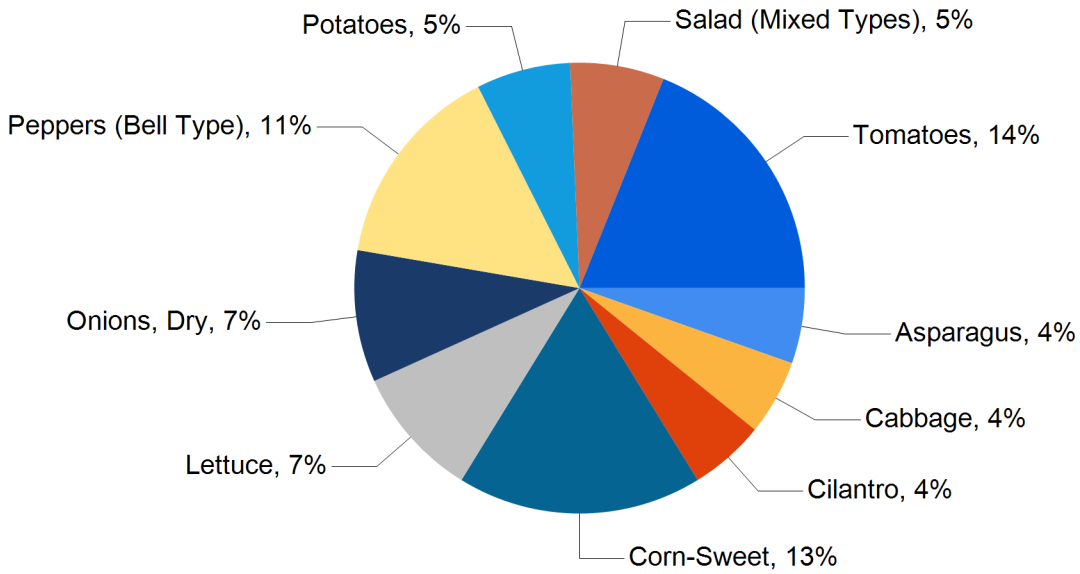


Wtd Avg - Simple weighted average

Top 10 Fruits as Percentage of Total Fruit Ads



Top 10 Vegetables as Percentage of Total Vegetable Ads Including Onions and Potatoes



Wtd Avg - Simple weighted average

NATIONAL CONVENTIONAL SUMMARY
 (not including AK & HI)

Fruit								
Commodity	Variety	Unit	THIS WEEK		LAST WEEK		LAST YEAR	
			Number of Ads	Wtd Avg Price	Number of Ads	Wtd Avg Price	Number of Ads	Wtd Avg Price
Apple Pears		each	11	0.44				
Apples	Ambrosia	per lb	11	1.29	25	1.43		
Apples	Envy	per lb	81	1.98	100	1.99		
Apples	Fuji	3 lb bag	2,437	3.38	300	3.90	41	3.44
Apples	Fuji	per lb	272	1.72	1,258	1.61	446	1.59
Apples	Gala/Royal Gala	2 lb bag	72	3.63				
Apples	Gala/Royal Gala	3 lb bag	371	3.09	761	3.94	71	3.81
Apples	Gala/Royal Gala	per lb	20	1.49	178	1.60	521	2.00
Apples	Golden Delicious	2 lb bag	26	2.98				
Apples	Golden Delicious	3 lb bag	65	2.99			7	3.99
Apples	Golden Delicious	per lb	7	0.69	187	1.01		
Apples	Granny Smith	2 lb bag	26	2.98	120	3.79		
Apples	Granny Smith	3 lb bag	69	3.50	55	3.50		
Apples	Granny Smith	per lb	277	1.78	791	1.56	249	1.88
Apples	Honeycrisp	2 lb bag	1,894	1.85	473	3.99		
Apples	Honeycrisp	3 lb bag	14	5.99	717	3.97		
Apples	Honeycrisp	per lb	5,206	1.85	1,359	1.44	584	3.43
Apples	Jonagold	3 lb bag	41	2.99				
Apples	McIntosh	3 lb bag	71	2.99			38	3.99
Apples	Pinata	per lb	8	0.39	11	1.49		
Apples	Pink Lady/Cripps Pink	2 lb bag	26	2.98				
Apples	Pink Lady/Cripps Pink	3 lb bag	185	2.99	176	2.89	22	5.99
Apples	Pink Lady/Cripps Pink	per lb	351	1.49	2,098	1.12	379	1.33
Apples	Red Delicious	3 lb bag	71	2.99	412	3.99	135	4.28
Apples	Red Delicious	5 lb bag	46	4.98	27	3.99		
Apples	Red Delicious	per lb	192	0.94	276	1.16	41	1.12
Apples, Processed	Juice	64 oz (1/2 gallon)	3,891	2.80	3,585	2.45	4,398	2.69
Apples, Processed	Juice Marked Cider	64 oz (1/2 gallon)	345	3.43	242	3.69	25	1.50
Apricots		per lb	515	3.79	592	3.69	861	3.88
Avocados	Hass	each	3,618	1.00	3,235	1.27	9,616	1.29
Avocados	Hass-Marked Extra Large	each	261	2.15	153	1.68		
Avocados	Hass-Marked Large	each	325	1.18	527	1.65		
Avocados	Hass-Marked Medium	each	405	1.52	417	1.26		

Wtd Avg - Simple weighted average



Commodity	Variety	Unit	THIS WEEK		LAST WEEK		LAST YEAR	
			Number of Ads	Wtd Avg Price	Number of Ads	Wtd Avg Price	Number of Ads	Wtd Avg Price
Avocados	Hass-Marked Medium	per lb	14	0.69				
Avocados	Hass-Marked Small	each	256	0.49	11	0.60		
Avocados	Various Greenskin Varieties	each	1,751	2.89	34	2.50	29	2.50
Bananas		per lb	556	0.50	755	0.51	300	0.56
Blackberries		1 pint (11-12 oz cntr w/ lid)	778	5.69	129	4.86		
Blackberries		5.6-6 oz package	4,711	2.20	6,669	2.40	3,730	3.25
Blueberries		1 pint (11-12 oz cntr w/ lid)	8,023	2.59	8,351	2.58		
Blueberries		18 oz package	5,740	4.25	1,310	4.77	1,964	4.90
Blueberries		6 oz package	1,433	2.41	2,921	2.98	1,447	3.07
Cactus Pears		each	271	0.33	252	1.99		
Cantaloupes		each	11,078	2.90	7,324	2.86	4,065	3.39
Cantaloupes		per lb	462	0.93	541	0.68	425	0.65
Cherries	Rainier	per lb	3,392	5.92	171	6.10	1,765	5.97
Cherries	Red Varieties	per lb	15,623	3.05	11,582	3.78	13,754	3.56
Clementines		2 lb bag	13	5.99	178	3.95	30	4.62
Clementines		3 lb bag	74	5.73	183	5.45	355	6.48
Grapes	Black Seedless	per lb	7,373	1.99	2,900	2.15	2,906	2.34
Grapes	Red Globe Seeded Type	per lb	107	2.59	81	1.73		
Grapes	Red Seedless	per lb	14,385	2.06	10,123	2.13	9,640	2.17
Grapes	White Seedless Type	per lb	12,237	2.18	10,190	2.04	7,513	2.35
Honeydews		each	1,388	2.71	270	4.24	526	4.47
Honeydews		per lb	14	0.81	244	0.79	70	0.88
Kiwifruit	Hayward	1-lb containers with lids	156	4.74				
Kiwifruit	Hayward	2-lb containers with lids	8	4.99				
Kiwifruit	Hayward	each	373	0.57	575	0.54	144	0.41
Kiwifruit	Yellow Flesh	1 lb bag	117	3.99				
Kiwifruit	Yellow Flesh	1-lb containers with lids	422	4.89	1,092	4.57		
Lemons		1 lb bag	59	2.49	313	2.05		
Lemons		2 lb bag	314	3.82	827	3.18	310	3.81
Lemons		3 lb bag	65	3.99				
Lemons		each	1,815	0.62	1,994	0.67	1,436	0.64
Lemons		per lb	76	0.99	240	0.79	107	0.77
Limes		each	2,502	0.47	1,556	0.30	2,626	0.44
Limes		per lb	215	0.68	317	0.86	314	0.81
Mangoes	Round Varieties	each	4,383	1.29	5,412	1.04		
Mangoes	Round Varieties Marked Extra Large	each	361	1.70	287	1.10		

Wtd Avg - Simple weighted average



Commodity	Variety	Unit	THIS WEEK		LAST WEEK		LAST YEAR	
			Number of Ads	Wtd Avg Price	Number of Ads	Wtd Avg Price	Number of Ads	Wtd Avg Price
Mangoes	Round Varieties Marked Large	each	517	0.92	1,682	1.03		
Mangoes	Yellow Varieties	each	2,648	1.30	2,876	1.30		
Mangoes	Yellow Varieties	per lb	6	0.50				
Mangoes	Yellow Varieties Marked Extra Large	each	11	0.99				
Mangoes	Yellow Varieties Marked Small	each	8	1.00				
Nectarines	Various White Flesh Varieties	per lb	3,650	2.53	1,819	2.85	4,617	2.74
Nectarines	Various Yellow Flesh Varieties	per lb	7,956	2.45	6,917	2.61	6,729	2.61
Oranges	Navel	3 lb bag	405	4.99	549	4.89	11	3.99
Oranges	Navel	4 lb bag	22	4.99	500	4.76	344	4.96
Oranges	Navel	each	872	0.98	1,313	1.06	136	0.91
Oranges	Navel	per lb	490	1.32	907	1.34	641	1.28
Oranges	Valencia	per lb	71	0.72	11	0.89	46	0.88
Papaya	Maradol/Tainung Types	per lb	455	1.24	470	1.15	770	0.95
Papaya	Solo Type	per lb	103	0.99			103	0.99
Peaches	Various White Flesh Varieties	per lb	4,015	2.54	1,861	2.85	6,567	2.68
Peaches	Various Yellow Flesh Varieties	per lb	16,119	2.24	11,961	2.03	10,447	2.48
Pears	Bartlett	per lb	74	1.93	536	1.80	323	1.97
Pears	Bosc	per lb	16	1.86	19	1.70		
Pears	D'Anjou	per lb	15	1.45			9	1.77
Pineapples		each	1,471	2.69	2,081	2.79	2,561	2.76
Pineapples		per lb	205	0.71	185	0.74	366	1.06
Plums		per lb	2,716	2.63	1,239	2.92	4,109	2.50
Plums	Interspecific Type	per lb	1,583	2.93	1,447	2.98	346	3.03
Prunes		per lb	8	2.99				
Raspberries		1 pint (11-12 oz cntr w/ lid)	285	6.28	1,317	3.49		
Raspberries		6 oz package	2,187	2.71	1,835	2.89		
Strawberries		1 lb package	10,963	2.36	6,619	2.37	12,489	2.43
Strawberries		1 pint (11-12 oz cntr w/ lid)	122	3.57	104	3.50		
Strawberries		2 lb package	3,920	4.79	1,341	4.93	3,511	4.83
Tangerines/Mandarins		2 lb bag	428	4.85	170	3.99	112	4.64
Tangerines/Mandarins		3 lb bag	1,169	5.05	1,173	4.98	526	5.99
Watermelons	Red Flesh Seeded Type	each	3,237	6.94	54	5.32	174	6.35
Watermelons	Red Flesh Seeded Type	per lb	69	0.48	93	0.43	142	0.46
Watermelons	Red Flesh Seedless Miniature	each	3,274	4.21	2,180	3.58	2,649	3.09
Watermelons	Red Flesh Seedless Type	each	17,069	4.66	2,064	5.72	11,282	5.01
Watermelons	Red Flesh Seedless Type	per lb	1,281	0.51	470	0.54	1,624	0.49

Wtd Avg - Simple weighted average



Potatoes & Onions								
Commodity	Variety	Unit	THIS WEEK		LAST WEEK		LAST YEAR	
			Number of Ads	Wtd Avg Price	Number of Ads	Wtd Avg Price	Number of Ads	Wtd Avg Price
Onions, Dry	RED	per lb	392	1.65	122	1.21	528	1.41
Onions, Dry	WHITE	2 lb bag	42	0.99			144	1.88
Onions, Dry	WHITE	5 lb bag	84	3.86				
Onions, Dry	WHITE	per lb	1,030	0.88	1,901	1.18	948	0.80
Onions, Dry	YELLOW	2 lb bag	80	1.72	281	1.75	86	1.51
Onions, Dry	YELLOW	3 lb bag	994	2.85	424	2.64	1,703	2.60
Onions, Dry	YELLOW	per lb	804	0.89	135	0.95	575	1.28
Onions, Dry	YELLOW MARKED SWEET	2 lb bag	902	2.53	131	3.00	1,486	2.51
Onions, Dry	YELLOW MARKED SWEET	3 lb bag	2,333	3.69	2,272	4.18	1,297	3.46
Onions, Dry	YELLOW MARKED SWEET	5 lb bag	1,311	4.16	291	4.80	1,636	5.24
Onions, Dry	YELLOW MARKED SWEET	per lb	2,441	1.26	3,816	1.19	2,596	1.36
Potatoes	ROUND RED	3 lb bag	65	2.91	18	3.49	93	2.95
Potatoes	ROUND RED	5 lb bag	910	3.47	490	3.67	1,309	4.16
Potatoes	ROUND RED	per lb	529	0.98	298	1.03	159	1.17
Potatoes	ROUND WHITE	5 lb bag	48	2.80	25	3.79		
Potatoes	ROUND WHITE	per lb	63	0.86	105	0.90	33	1.48
Potatoes	RUSSET	10 lb bag	490	3.43	446	3.36	235	5.74
Potatoes	RUSSET	3 lb bag	47	1.42	43	1.72	14	2.50
Potatoes	RUSSET	5 lb bag	2,848	3.63	1,748	2.49	3,027	3.30
Potatoes	RUSSET	8 lb bag	725	3.96	343	5.82		
Potatoes	RUSSET	per lb	532	0.72	2,522	0.98	279	1.45
Potatoes	YELLOW TYPE	10 lb bag	8	2.99				
Potatoes	YELLOW TYPE	3 lb bag	79	2.75	74	1.18	95	2.92
Potatoes	YELLOW TYPE	5 lb bag	774	3.50	553	4.67	573	4.61
Potatoes	YELLOW TYPE	per lb	126	0.68	216	0.96	62	0.99

Vegetables								
Commodity	Variety	Unit	THIS WEEK		LAST WEEK		LAST YEAR	
			Number of Ads	Wtd Avg Price	Number of Ads	Wtd Avg Price	Number of Ads	Wtd Avg Price
Artichokes		each	7	4.99	68	3.20	414	3.00
Asparagus	GREEN	per lb	4,603	2.63	2,647	3.15	4,431	3.23
Beans	ROUND GREEN TYPE	12 oz bag	491	2.58	272	3.00		
Beans	ROUND GREEN TYPE	per lb	775	2.02	378	1.69	512	1.98
Beets		per bunch	47	2.48	29	2.50	17	1.97
Beets		per lb	70	1.28	173	0.89		
Bok Choy		per lb	7	1.29	30	1.33	47	0.99

Wtd Avg - Simple weighted average



Commodity	Variety	Unit	THIS WEEK		LAST WEEK		LAST YEAR	
			Number of Ads	Wtd Avg Price	Number of Ads	Wtd Avg Price	Number of Ads	Wtd Avg Price
Broccoli		per bunch	29	2.88	1,286	2.95	443	2.81
Broccoli		per lb	85	2.34	21	2.49	73	0.98
Broccoli	CROWN CUT	per lb	1,450	1.65	1,256	2.02	387	1.67
Brussels Sprouts		1 lb bag	11	2.99	11	2.99		
Brussels Sprouts		per lb	8	2.49	605	2.64	1,526	2.99
Cabbage	RED TYPE	per lb	9	0.98	46	0.69	37	0.86
Cabbage	ROUND GREEN TYPE	per lb	5,379	0.70	1,143	0.66	894	0.75
Cactus Leaf (Nopales)		per lb	217	0.89	16	0.33	20	0.88
Carrots		1 lb bag	128	1.72			10	0.99
Carrots		2 lb bag	86	2.29	169	1.94	84	1.83
Carrots		5 lb film bag	240	4.54	97	3.00		
Carrots		per lb	240	1.16	139	0.50	126	0.50
Carrots	BABY PEELED	1 lb bag	804	1.35	1,656	1.34	1,974	1.44
Carrots	BABY PEELED	2 lb bag	745	2.57	1,052	1.92	864	2.58
Cauliflower		each	741	2.89	177	2.96	960	3.20
Cauliflower		per lb	10	1.29	237	1.12	197	1.18
Celery		each	1,402	1.24	479	1.39	23	1.58
Celery		per lb	32	1.59	95	1.32		
Celery	HEARTS	per package	464	2.61	9	2.49		
Chayote		per lb	9	1.39	9	1.39	11	1.99
Chinese Cabbage		per lb	36	0.39			48	0.59
Cilantro		per bunch	4,943	0.63	1,086	1.16	536	0.86
Collards		per bunch	245	1.19	24	1.44	245	0.99
Collards		per lb	18	0.99	219	1.45	7	1.49
Corn-Sweet		each	11,966	0.38	6,580	0.43	8,310	0.40
Corn-Sweet		trays 4-5 ears film wrapped	6,420	3.37	3,224	3.48		
Cucumbers		each	2,655	0.89	2,639	0.60	2,863	0.75
Cucumbers	LONG SEEDLESS - Greenhouse	each	3,689	1.48	3,532	1.46	3,958	1.14
Eggplant		each	137	1.14	146	2.00	7	0.50
Eggplant		per lb	1,107	1.71	1,057	1.31	769	1.51
Garlic		per lb	9	3.99	9	3.99		
Garlic		per sleeve	87	1.53	252	1.86	65	1.39
Jalapeno Peppers		per lb	1,796	1.19	500	1.16	1,529	0.97
Kale		1 lb bag	8	2.99				
Kale		per bunch	18	1.78	18	1.65	18	2.00
Kale		per lb	18	0.99	219	1.45	7	1.49
Lettuce	Boston	each	8	1.69	82	1.67	8	1.69

Wtd Avg - Simple weighted average



Commodity	Variety	Unit	THIS WEEK		LAST WEEK		LAST YEAR	
			Number of Ads	Wtd Avg Price	Number of Ads	Wtd Avg Price	Number of Ads	Wtd Avg Price
Lettuce	Green Leaf	each	419	1.22	348	1.82	110	1.59
Lettuce	Green Leaf	per lb	177	1.78	196	1.51	280	1.62
Lettuce	Iceberg	each	4,611	1.69	84	1.93	2,285	1.44
Lettuce	Red Leaf	each	341	1.44	391	1.71	129	1.73
Lettuce	Red Leaf	per lb	112	1.66	196	1.51	280	1.62
Lettuce	Romaine	each	307	1.89	630	2.05	308	1.41
Lettuce	Romaine	per lb	161	1.76	42	1.79	42	1.29
Lettuce	Romaine (Hearts)	3 count	889	3.28	1,098	3.23	1,273	3.17
Mixed Mini Sweet Peppers		1 lb package	533	2.87	706	2.85	678	3.34
Mushrooms	CREMINI	8 oz package	823	2.49	567	2.37		
Mushrooms	CREMINI	per lb	228	3.99				
Mushrooms	PORTOBELLA	6 oz package	568	3.08	237	3.89	38	3.26
Mushrooms	PORTOBELLA	8 oz package	41	2.50			9	2.99
Mushrooms	PORTOBELLA	per lb	18	4.99	84	3.20	40	3.61
Mushrooms	WHITE	12 oz tray wrapped	78	2.29				
Mushrooms	WHITE	8 oz package	2,191	2.05	1,619	2.05	2,564	2.02
Mustard		per bunch	245	1.19	15	1.41		
Onions, Green		per bunch	1,071	0.73	1,604	1.02	1,392	0.74
Peppers (Bell Type)	GREEN	each	6,141	0.84	2,175	0.77	1,415	0.82
Peppers (Bell Type)	GREEN	per lb	402	1.49	643	1.60	762	1.45
Peppers (Bell Type)	ORANGE - Greenhouse	each	937	2.05	41	1.40	825	1.19
Peppers (Bell Type)	ORANGE	each	1,487	1.55	1,673	1.30	3,088	1.19
Peppers (Bell Type)	ORANGE - Greenhouse	per lb	65	2.99	104	2.89	96	3.10
Peppers (Bell Type)	ORANGE	per lb	453	2.85	379	2.34	318	3.10
Peppers (Bell Type)	RED - Greenhouse	each	864	1.57	70	1.56	825	1.18
Peppers (Bell Type)	RED	each	1,632	1.41	2,090	1.24	3,155	1.18
Peppers (Bell Type)	RED - Greenhouse	per lb	65	2.99	104	2.89	96	2.18
Peppers (Bell Type)	RED	per lb	669	2.80	1,036	2.15	1,066	2.18
Peppers (Bell Type)	YELLOW - Greenhouse	each	864	2.05	32	1.44	825	1.16
Peppers (Bell Type)	YELLOW	each	1,565	1.57	1,782	1.28	2,860	1.16
Peppers (Bell Type)	YELLOW - Greenhouse	per lb	65	2.99	104	2.89	96	2.58
Peppers (Bell Type)	YELLOW	per lb	437	2.78	607	2.59	580	2.58
Radishes		1 lb bag	32	1.59			25	1.99
Radishes		per bunch	498	1.08	1,138	1.26	889	1.05
Salad (Mixed Types)		1 lb package	286	4.62				
Salad (Mixed Types)		10-12 oz package	2,200	2.42	1,874	2.95	2,353	2.48
Salad (Mixed Types)		5-9 oz package	2,569	2.83	2,700	3.20	1,947	2.81

Wtd Avg - Simple weighted average



Commodity	Variety	Unit	THIS WEEK		LAST WEEK		LAST YEAR	
			Number of Ads	Wtd Avg Price	Number of Ads	Wtd Avg Price	Number of Ads	Wtd Avg Price
Serrano Peppers		per lb	49	1.62	76	1.41	8	0.98
Spinach	FLAT TYPE	5-7 oz package	4,858	2.23	1,435	2.99		
Spinach	FLAT TYPE	8-10 oz package	664	2.50	357	2.78		
Squash	Butternut	per lb	7	1.49			6	0.50
Squash	GREY	per lb	347	1.02	223	0.97	293	1.02
Squash	Kabocha	per lb	26	0.94	293	0.86		
Squash	Yellow Crookneck/Straightneck	per lb	1,879	1.61	2,520	1.35	2,648	1.61
Squash	Zucchini	per lb	2,424	1.58	2,750	1.44	3,736	1.52
Sweet Potatoes		per lb	399	0.86	807	1.04	407	0.93
Swiss Chard		per bunch	9	2.98				
Tomatillos		per lb	685	0.95	817	0.91	731	0.88
Tomatoes	Greenhouse	per lb	7	1.39				
Tomatoes		per lb	1,166	1.83	1,592	1.46	2,139	2.00
Tomatoes	Cherry Type	1 pint package	61	3.07	60	3.79	129	2.54
Tomatoes	Cherry Type	10 oz package	41	2.33	230	3.08		
Tomatoes	GRAPE TYPE	1 pint package	1,533	2.66	1,025	2.27	973	1.76
Tomatoes	GRAPE TYPE	10 oz package	4,025	2.31	1,122	2.18	1,441	2.57
Tomatoes	GRAPE TYPE	per lb	13	1.99				
Tomatoes	Plum Type (Roma)	per lb	5,180	1.02	1,862	1.08	1,127	1.11
Tomatoes	VINE RIPES - Greenhouse	per lb	669	1.79	317	1.58	1,677	2.01
Tomatoes	VINE RIPES	per lb	1,181	1.72	961	1.71	1,443	2.01
Tomatoes	Vine Ripes - Heirloom Varieties - Greenhouse	per lb	117	3.06	299	3.19	67	2.23
Tomatoes	VINE RIPES - ON THE VINE - Greenhouse	per lb	4,379	1.68	5,984	1.49	3,745	1.80
Turnip Tops		per bunch	245	1.19	7	1.89	245	0.99

Other Specialty Crop Items

Commodity	Variety	Unit	THIS WEEK		LAST WEEK		LAST YEAR	
			Number of Ads	Wtd Avg Price	Number of Ads	Wtd Avg Price	Number of Ads	Wtd Avg Price
Hemp Protein		16 oz	249	18.68	56	14.99	236	19.99
Hemp Seeds Shelled		16 oz	264	13.24	249	13.65	272	13.92
Hemp Seeds Shelled		7 oz	91	9.24	75	9.29		
Hemp Seeds Shelled		8 oz	1,453	7.89	1,376	7.70		

Seasonal Items

Commodity	Variety	Unit	THIS WEEK		LAST WEEK		LAST YEAR	
			Number of Ads	Wtd Avg Price	Number of Ads	Wtd Avg Price	Number of Ads	Wtd Avg Price
Ornamentals	Rose, Hybrid Tea	bunched 12s	299	14.43	172	14.50	508	9.07

Wtd Avg - Simple weighted average



REGIONAL CONVENTIONAL DETAILS

Commodity	Variety	Unit	NORTHEAST U.S.				SOUTHEAST U.S.				MIDWEST U.S.			
			Price Range	Number of Ads	Wtd Avg Price	% Marked Local	Price Range	Number of Ads	Wtd Avg Price	% Marked Local	Price Range	Number of Ads	Wtd Avg Price	% Marked Local
FRUIT														
Apples	Fuji	3 lb bag	2.99 - 3.49	796	3.21		2.99 - 3.49	397	3.45		2.99 - 3.49	439	3.45	
Apples	Fuji	per lb	1.99	190	1.99						1.19	9	1.19	
Apples	Gala/Royal Gala	2 lb bag	3.99	46	3.99		2.98	26	2.98					
Apples	Gala/Royal Gala	3 lb bag	3.00	272	3.00		2.99	30	2.99					
Apples	Gala/Royal Gala	per lb	1.49	20	1.49									
Apples	Golden Delicious	2 lb bag					2.98	26	2.98					
Apples	Golden Delicious	3 lb bag					2.99	30	2.99		2.99	35	2.99	
Apples	Granny Smith	2 lb bag					2.98	26	2.98					
Apples	Granny Smith	per lb	1.49 - 1.99	210	1.94		2.49	14	2.49					
Apples	Honeycrisp	2 lb bag					2.98	26	2.98					
Apples	Honeycrisp	3 lb bag					5.99	14	5.99					
Apples	Honeycrisp	per lb	1.49 - 1.77	534	1.75		1.39 - 1.99	3065	1.89		0.99 - 1.99	1421	1.83	
Apples	Jonagold	3 lb bag									2.99	35	2.99	
Apples	McIntosh	3 lb bag					2.99	30	2.99		2.99	35	2.99	
Apples	Pink Lady/Cripps Pink	2 lb bag					2.98	26	2.98					
Apples	Pink Lady/Cripps Pink	3 lb bag	2.99	185	2.99									
Apples	Pink Lady/Cripps Pink	per lb	1.49	322	1.49						1.38 - 1.69	19	1.54	
Apples	Red Delicious	3 lb bag					2.99	30	2.99		2.99	35	2.99	
Apples	Red Delicious	5 lb bag					4.98	46	4.98					
Apples	Red Delicious	per lb					1.19	34	1.19		1.38	9	1.38	
Apples, Processed	Juice	64 oz (1/2 gallon)	1.79 - 4.29	860	2.71		1.79 - 2.99	777	2.72		1.00 - 3.50	845	2.85	
Apples, Processed	Juice Marked Cider	64 oz (1/2 gallon)	2.00 - 3.99	204	3.79		2.50 - 3.99	60	2.85	23				
Apricots		per lb	4.99	198	4.99		3.49	14	3.49		1.29 - 2.99	45	2.24	
Avocados	Hass	each	0.79 - 2.00	1192	1.01		0.79 - 1.39	1415	0.87		0.97 - 2.00	338	1.13	
Avocados	Hass-Marked Extra Large	each	1.49	19	1.49									
Avocados	Hass-Marked Large	each									0.99	105	0.99	
Avocados	Hass-Marked Medium	per lb									0.69	14	0.69	
Avocados	Various Greenskin Varieties	each	2.99	190	2.99		2.50 - 3.00	1561	2.88					
Bananas		per lb	0.49 - 0.69	251	0.52						0.38	130	0.38	
Blackberries		1 pint (11-12 oz ctnr w/ lid)	5.99	317	5.99	7	5.99	228	5.99		3.48 - 4.49	138	4.28	
Blackberries		5.6-6 oz package	1.50 - 3.99	556	2.89		0.99 - 3.99	1543	1.37		0.99 - 3.00	581	2.56	

Wtd Avg - Simple weighted average



National Retail Report - Specialty Crops
Friday, June 28, 2024 - Page 12

Commodity	Variety	Unit	NORTHEAST U.S.				SOUTHEAST U.S.				MIDWEST U.S.			
			Price Range	Number of Ads	Wtd Avg Price	% Marked Local	Price Range	Number of Ads	Wtd Avg Price	% Marked Local	Price Range	Number of Ads	Wtd Avg Price	% Marked Local
Blueberries		1 pint (11-12 oz cntr w/ lid)	1.77 - 3.50	2349	2.40		1.99 - 3.99	2042	2.66	3	1.66 - 3.50	700	2.49	
Blueberries		18 oz package	3.94 - 5.99	1426	4.82		3.77 - 5.99	1818	3.91		3.99	66	3.99	
Blueberries		6 oz package	2.00 - 3.00	67	2.10		1.95	73	1.95		1.95 - 2.50	109	2.39	
Cactus Pears		each									0.33	16	0.33	
Cantaloupes		each	2.00 - 3.99	1596	2.84	1	2.00 - 4.49	4890	2.98	5	2.48 - 3.77	2060	2.71	
Cantaloupes		per lb									0.59 - 3.99	64	2.62	
Cherries	Rainier	per lb	5.99 - 6.99	311	6.30		5.99	1875	5.99		4.99 - 6.99	244	6.23	
Cherries	Red Varieties	per lb	1.99 - 5.99	3797	3.31		1.99 - 4.99	4522	3.05		1.98 - 4.99	2613	2.91	
Clementines		2 lb bag					5.99	13	5.99					
Clementines		3 lb bag	4.99 - 6.99	57	5.66		5.99	17	5.99					
Grapes	Black Seedless	per lb	1.98 - 2.99	963	2.13		1.78 - 3.49	1958	1.87		0.96 - 2.99	1408	2.00	
Grapes	Red Globe Seeded Type	per lb	1.49	7	1.49		2.48 - 2.49	63	2.48		2.99	37	2.99	
Grapes	Red Seedless	per lb	0.99 - 3.49	2400	2.21		1.27 - 3.49	3972	1.98		0.96 - 3.49	3091	1.81	
Grapes	White Seedless Type	per lb	1.98 - 5.99	1980	2.60		1.27 - 3.49	3459	2.09		0.96 - 3.49	2141	1.98	
Honeydews		each	3.33 - 3.99	158	3.37						2.48 - 4.77	704	2.64	
Kiwifruit	Hayward	1-lb containers with lids	3.99 - 4.99	156	4.74									
Kiwifruit	Hayward	2-lb containers with lids	4.99	8	4.99									
Kiwifruit	Hayward	each	0.50 - 0.66	223	0.53		0.79	11	0.79					
Kiwifruit	Yellow Flesh	1 lb bag	3.99	21	3.99						3.99	96	3.99	
Kiwifruit	Yellow Flesh	1-lb containers with lids	3.98 - 5.99	313	4.64						3.99 - 4.99	28	4.49	
Lemons		1 lb bag					2.49	37	2.49		2.49	22	2.49	
Lemons		2 lb bag	2.99 - 3.99	198	3.95		3.49 - 3.98	76	3.86		2.99 - 3.99	26	3.37	
Lemons		3 lb bag					3.99	65	3.99					
Lemons		each	0.40 - 0.79	836	0.57		0.50 - 0.99	325	0.61		0.69 - 0.88	401	0.78	
Lemons		per lb	1.00	9	1.00						0.99	21	0.99	
Limes		each	0.20 - 0.83	836	0.41		0.25 - 0.50	648	0.40		0.49 - 0.88	429	0.77	
Limes		per lb									0.99	36	0.99	
Mangoes	Round Varieties	each	0.79 - 2.00	1256	1.05		0.99 - 1.67	1327	1.60		0.50 - 1.67	614	0.98	
Mangoes	Round Varieties Marked Large	each					1.00	366	1.00		0.99	6	0.99	
Mangoes	Yellow Varieties	each	0.79 - 1.49	835	0.92		0.98 - 1.67	1307	1.63		0.98 - 1.25	97	1.17	
Mangoes	Yellow Varieties Marked Small	each	1.00	8	1.00									
Nectarines	Various White Flesh Varieties	per lb	1.99 - 3.99	513	2.21		2.48 - 3.49	445	2.93		1.29 - 3.99	843	2.73	
Nectarines	Various Yellow Flesh Varieties	per lb	1.49 - 3.99	1340	2.33		1.99 - 2.99	2639	2.62		1.49 - 2.99	1195	2.51	
Oranges	Navel	3 lb bag					4.99	376	4.99					
Oranges	Navel	4 lb bag	4.99	22	4.99									
Oranges	Navel	each	0.80 - 1.25	792	0.98		0.99 - 1.25	72	1.04					
Papaya	Maradol/Tainun g Types	per lb	0.99 - 1.29	73	1.03						1.99	11	1.99	

Wtd Avg - Simple weighted average



Commodity	Variety	Unit	NORTHEAST U.S.				SOUTHEAST U.S.				MIDWEST U.S.			
			Price Range	Number of Ads	Wtd Avg Price	% Marked Local	Price Range	Number of Ads	Wtd Avg Price	% Marked Local	Price Range	Number of Ads	Wtd Avg Price	% Marked Local
Peaches	Various White Flesh Varieties	per lb	1.99 - 3.99	224	2.14		2.48 - 3.49	445	2.93		1.29 - 3.99	1038	2.77	
Peaches	Various Yellow Flesh Varieties	per lb	0.99 - 3.99	3129	1.96		0.98 - 2.99	4298	2.27	2	0.68 - 3.49	3362	2.33	
Pears	Bartlett	per lb	1.49 - 1.99	74	1.93									
Pineapples		each	1.99 - 3.99	589	2.69		1.99 - 2.99	142	2.94		1.99 - 3.99	287	3.02	
Pineapples		per lb									0.59	16	0.59	
Plums		per lb	1.49 - 3.99	435	2.87		1.99 - 3.49	457	2.88		1.98 - 2.99	464	2.64	
Plums	Interspecific Type	per lb	1.99 - 3.49	284	2.66		2.99	1195	2.99					
Raspberries		1 pint (11-12 oz cntr w/ lid)	5.99	162	5.99						8.99	28	8.99	
Raspberries		6 oz package	2.50 - 3.99	420	3.00		2.00 - 3.99	197	3.10	5	2.00 - 3.50	379	2.64	
Strawberries		1 lb package	1.69 - 3.99	1752	2.36		1.69 - 3.99	4373	2.50		1.50 - 3.99	1910	2.13	
Strawberries		1 pint (11-12 oz cntr w/ lid)	3.50	104	3.50									
Strawberries		2 lb package	3.99 - 5.99	916	5.48		4.99 - 5.99	557	5.16		3.99 - 4.99	836	4.89	
Tangerines/Mandarins		2 lb bag	4.99	368	4.99		3.98 - 3.99	60	3.99					
Tangerines/Mandarins		3 lb bag	4.99	594	4.99		4.98 - 4.99	412	4.99		4.99	39	4.99	
Watermelons	Red Flesh Seeded Type	each					3.99 - 7.99	1449	6.98		5.99	22	5.99	
Watermelons	Red Flesh Seedless Miniature	each	2.99 - 3.99	278	3.55	8	2.99 - 4.99	1707	4.43		2.69 - 3.99	130	3.83	
Watermelons	Red Flesh Seedless Type	each	0.99 - 6.99	3693	4.65		2.49 - 6.99	5997	4.71		2.95 - 8.99	2797	4.61	
Watermelons	Red Flesh Seedless Type	per lb	0.35 - 0.79	177	0.65						0.29 - 0.57	32	0.39	
POTATOES & ONIONS														
Onions, Dry	RED	per lb									1.19 - 1.39	22	1.26	
Onions, Dry	WHITE	5 lb bag					3.99	73	3.99					
Onions, Dry	WHITE	per lb	1.29	60	1.29						0.69 - 1.19	172	0.98	
Onions, Dry	YELLOW	2 lb bag	1.50 - 1.99	63	1.76		1.99	3	1.99		1.49	14	1.49	
Onions, Dry	YELLOW	3 lb bag	2.50 - 2.99	817	2.95		1.50 - 2.89	103	2.01		1.49 - 3.25	55	2.61	
Onions, Dry	YELLOW	per lb	0.49	64	0.49		0.34 - 0.68	57	0.50		0.69 - 1.29	49	1.02	
Onions, Dry	YELLOW MARKED SWEET	2 lb bag	2.49 - 2.50	306	2.49		2.00 - 2.99	329	2.45		2.99	46	2.99	
Onions, Dry	YELLOW MARKED SWEET	3 lb bag	2.99 - 3.99	634	3.32		2.48 - 3.99	1521	3.80		2.98 - 4.49	19	3.70	
Onions, Dry	YELLOW MARKED SWEET	5 lb bag	3.99 - 4.99	179	4.57		3.98 - 3.99	957	3.99		3.98 - 4.99	175	4.64	
Onions, Dry	YELLOW MARKED SWEET	per lb	0.79 - 1.69	722	1.21	3	0.89 - 2.98	489	1.37		0.89 - 1.49	449	1.20	
Potatoes	ROUND RED	3 lb bag					2.50 - 3.00	65	2.91					
Potatoes	ROUND RED	5 lb bag	2.99 - 3.99	472	3.12		2.00 - 3.99	81	2.75		3.99 - 4.99	42	4.82	
Potatoes	ROUND RED	per lb	0.99 - 1.49	93	1.25									

Wtd Avg - Simple weighted average



Commodity	Variety	Unit	NORTHEAST U.S.				SOUTHEAST U.S.				MIDWEST U.S.			
			Price Range	Number of Ads	Wtd Avg Price	% Marked Local	Price Range	Number of Ads	Wtd Avg Price	% Marked Local	Price Range	Number of Ads	Wtd Avg Price	% Marked Local
Potatoes	ROUND WHITE	5 lb bag	2.99	11	2.99		2.99	13	2.99					
Potatoes	ROUND WHITE	per lb								0.99	7	0.99		
Potatoes	RUSSET	10 lb bag					4.95	73	4.95	1.98 - 4.95	73	3.32		
Potatoes	RUSSET	3 lb bag					2.99	10	2.99	0.99	37	0.99		
Potatoes	RUSSET	5 lb bag	1.99 - 3.99	769	3.07		1.99 - 4.99	1401	4.62	0.99 - 3.00	152	2.13		
Potatoes	RUSSET	8 lb bag	3.99	175	3.99		2.99 - 3.99	409	3.96	3.99	20	3.99		
Potatoes	RUSSET	per lb	0.49 - 0.99	119	0.77		0.58 - 0.89	82	0.81	0.49 - 1.16	104	0.80		
Potatoes	YELLOW TYPE	10 lb bag								2.99	8	2.99		
Potatoes	YELLOW TYPE	3 lb bag					2.50 - 3.00	65	2.91	1.99	14	1.99		
Potatoes	YELLOW TYPE	5 lb bag	2.99 - 4.99	458	3.16					3.99	7	3.99		
Potatoes	YELLOW TYPE	per lb	0.79	19	0.79					0.69	10	0.69		

VEGETABLES

Artichokes		each	4.99	7	4.99								
Asparagus	GREEN	per lb	1.99 - 3.99	367	3.21		1.99 - 3.99	1004	2.55	1.99 - 3.49	864	2.20	
Beans	ROUND GREEN TYPE	12 oz bag	2.50 - 3.50	452	2.56		0.99 - 3.49	16	1.46				
Beans	ROUND GREEN TYPE	per lb	0.99 - 1.99	40	1.76	82	1.58 - 1.99	567	1.92	1.29 - 2.49	33	1.69	
Beets		per bunch	2.49 - 2.99	32	2.62	53							
Beets		per lb	0.99 - 1.49	47	1.39		2.50	3	2.50	0.99	14	0.99	
Broccoli		per bunch								2.50 - 2.99	29	2.88	
Broccoli		per lb								1.69 - 2.50	78	2.32	
Broccoli	CROWN CUT	per lb	1.48 - 1.99	352	1.63	23	1.49 - 1.99	957	1.49	1.59 - 2.99	131	2.78	
Brussels Sprouts		1 lb bag	2.99	11	2.99								
Cabbage	RED TYPE	per lb								0.98	9	0.98	
Cabbage	ROUND GREEN TYPE	per lb	0.49 - 0.99	713	0.70	3	0.38 - 0.69	1483	0.67	0.58 - 0.79	930	0.68	
Cactus Leaf (Nopales)		per lb								0.79 - 0.99	30	0.94	
Carrots		1 lb bag	1.67	65	1.67		1.50	46	1.50				
Carrots		2 lb bag	2.50	20	2.50		1.50	34	1.50				
Carrots		5 lb film bag	4.99	190	4.99								
Carrots		per lb	1.50	131	1.50					0.59 - 1.50	19	1.21	
Carrots	BABY PEELED	1 lb bag	1.50 - 1.99	241	1.83		0.99 - 1.50	129	1.08	1.00 - 1.50	87	1.29	
Carrots	BABY PEELED	2 lb bag	2.50	185	2.50		2.50	228	2.50	2.44 - 2.99	192	2.57	
Cauliflower		each	2.50 - 3.99	535	2.97					2.50 - 2.99	75	2.59	
Cauliflower		per lb								1.29	10	1.29	
Celery		each	1.19 - 1.99	222	1.64		1.19	979	1.19	0.99 - 1.99	59	1.49	
Celery	HEARTS	per package	1.99 - 3.99	63	3.26		2.50	366	2.50	3.00	6	3.00	
Cilantro		per bunch	0.68	496	0.68		0.57	1341	0.57	0.49 - 0.99	926	0.68	
Collards		per bunch								1.19	245	1.19	100
Collards		per lb	0.99	15	0.99		0.99	3	0.99				
Corn-Sweet		each	0.17 - 1.00	3427	0.36		0.25 - 0.89	4059	0.36	0.22 - 2.50	2232	0.42	

Wtd Avg - Simple weighted average



National Retail Report - Specialty Crops
Friday, June 28, 2024 - Page 15

Commodity	Variety	Unit	NORTHEAST U.S.				SOUTHEAST U.S.				MIDWEST U.S.			
			Price Range	Number of Ads	Wtd Avg Price	% Marked Local	Price Range	Number of Ads	Wtd Avg Price	% Marked Local	Price Range	Number of Ads	Wtd Avg Price	% Marked Local
Corn-Sweet		trays 4-5 ears film wrapped	2.00 - 4.99	607	4.02		1.95 - 5.00	2300	2.93		1.95 - 4.99	1197	3.65	
Cucumbers		each	0.50 - 1.00	519	0.71	4	0.33 - 1.67	1025	1.11	7	0.50 - 0.99	467	0.87	1
Cucumbers	LONG SEEDLESS - Greenhouse	each	0.80 - 1.99	1933	1.37		1.00 - 1.79	1496	1.66		0.79 - 2.49	246	1.32	
Eggplant		each	0.99	78	0.99									
Eggplant		per lb	0.99 - 1.99	523	1.65	4	0.98 - 1.99	584	1.75	12				
Garlic		per lb	3.99	9	3.99									
Jalapeno Peppers		per lb	1.29 - 1.49	83	1.31	90	1.29	945	1.29		0.99 - 1.39	60	1.04	
Kale		1 lb bag	2.99	8	2.99									
Kale		per bunch									1.78 - 1.79	18	1.78	50
Kale		per lb	0.99	15	0.99		0.99	3	0.99					
Lettuce	Green Leaf	each	0.99 - 1.99	110	1.20	15					0.99 - 1.99	19	1.67	
Lettuce	Green Leaf	per lb	1.49 - 1.99	177	1.78									
Lettuce	Iceberg	each	0.99 - 1.99	835	1.76		0.99 - 1.94	2301	1.54		0.99	14	0.99	
Lettuce	Red Leaf	each	0.99 - 1.99	146	1.49	11								
Lettuce	Red Leaf	per lb	1.49 - 1.99	112	1.66									
Lettuce	Romaine	each	0.99 - 2.00	28	1.68	32								
Lettuce	Romaine	per lb	1.49 - 1.99	161	1.76									
Lettuce	Romaine (Hearts)	3 count	2.50 - 3.99	347	3.75		2.99	366	2.99		1.99 - 2.99	25	2.71	
Mixed Mini Sweet Peppers		1 lb package	1.99 - 3.99	135	2.76		1.99	13	1.99		2.99 - 3.69	114	3.06	
Mushrooms	CREMINI	8 oz package	1.79 - 2.79	232	2.44		2.50 - 2.99	440	2.58		2.50	62	2.50	
Mushrooms	CREMINI	per lb					3.99	228	3.99					
Mushrooms	PORTOBELLA	6 oz package	1.99 - 3.99	472	3.10						2.99	96	2.99	
Mushrooms	PORTOBELLA	8 oz package									2.50	35	2.50	
Mushrooms	PORTOBELLA	per lb	3.99	9	3.99									
Mushrooms	WHITE	12 oz tray wrapped	2.29	78	2.29									
Mushrooms	WHITE	8 oz package	1.67 - 2.99	367	2.03		1.99 - 2.50	1251	2.00		1.49 - 2.50	270	2.01	
Mustard		per bunch									1.19	245	1.19	100
Onions, Green		per bunch	0.20 - 0.83	232	0.58		0.33	13	0.33		0.25 - 1.49	97	0.84	
Peppers (Bell Type)	GREEN	each	0.50 - 1.00	1075	0.77	2	0.50 - 1.67	2333	0.89	3	0.77 - 1.99	409	0.93	
Peppers (Bell Type)	GREEN	per lb	1.29 - 2.49	362	1.55		0.98	40	0.98					
Peppers (Bell Type)	ORANGE - Greenhouse	each	1.67 - 2.50	685	2.17		1.25 - 2.00	237	1.73					
Peppers (Bell Type)	ORANGE	each	1.66 - 2.99	278	2.16		0.99 - 1.79	258	1.70		0.79 - 2.99	361	1.53	
Peppers (Bell Type)	ORANGE - Greenhouse	per lb	2.99	65	2.99									
Peppers (Bell Type)	ORANGE	per lb	1.99 - 2.99	313	2.80						2.29 - 2.99	140	2.94	
Peppers (Bell Type)	RED - Greenhouse	each	1.50 - 1.67	685	1.57		1.25 - 2.00	164	1.61					

Wtd Avg - Simple weighted average



National Retail Report - Specialty Crops
Friday, June 28, 2024 - Page 16

Commodity	Variety	Unit	NORTHEAST U.S.				SOUTHEAST U.S.				MIDWEST U.S.			
			Price Range	Number of Ads	Wtd Avg Price	% Marked Local	Price Range	Number of Ads	Wtd Avg Price	% Marked Local	Price Range	Number of Ads	Wtd Avg Price	% Marked Local
Peppers (Bell Type)	RED	each	1.66 - 1.67	174	1.67		0.99 - 1.67	298	1.59		0.79 - 2.99	372	1.49	
Peppers (Bell Type)	RED - Greenhouse	per lb	2.99	65	2.99									
Peppers (Bell Type)	RED	per lb	1.99 - 2.99	523	2.78						2.29 - 2.99	140	2.94	
Peppers (Bell Type)	YELLOW - Greenhouse	each	1.67 - 2.50	685	2.17		1.25 - 2.00	164	1.61					
Peppers (Bell Type)	YELLOW	each	1.66 - 2.99	337	2.31		0.99 - 1.67	258	1.59		0.79 - 2.99	383	1.49	
Peppers (Bell Type)	YELLOW - Greenhouse	per lb	2.99	65	2.99									
Peppers (Bell Type)	YELLOW	per lb	1.99 - 2.99	288	2.73						2.29 - 2.99	140	2.94	
Radishes		1 lb bag	1.50	20	1.50						1.50 - 1.99	12	1.74	
Radishes		per bunch	1.50 - 1.69	111	1.61						0.99	8	0.99	
Salad (Mixed Types)		10-12 oz package	1.29 - 4.00	890	2.46		1.67 - 3.00	254	2.30		1.47 - 3.39	520	2.18	
Salad (Mixed Types)		5-9 oz package	2.00 - 5.69	1279	2.78	5	2.00 - 3.50	386	3.12		1.50 - 3.39	332	2.42	
Serrano Peppers		per lb									0.99	8	0.99	
Spinach	FLAT TYPE	5-7 oz package	2.18 - 3.99	512	2.24		2.18 - 3.00	1393	2.21		2.18 - 2.50	901	2.18	
Spinach	FLAT TYPE	8-10 oz package	2.50 - 3.50	467	2.62		3.00	52	3.00		2.00	14	2.00	
Squash	Kabocha	per lb	1.49	8	1.49									
Squash	Yellow Crookneck/Straightneck	per lb	0.99 - 1.99	784	1.72	14	1.48 - 1.99	674	1.57		0.99 - 1.59	87	1.43	26
Squash	Zucchini	per lb	0.99 - 1.99	1201	1.64	10	1.48 - 1.99	735	1.61		0.99 - 1.59	116	1.38	19
Sweet Potatoes		per lb	0.69 - 1.49	90	0.97		0.78 - 0.99	107	0.85		0.69 - 1.16	39	0.84	
Swiss Chard		per bunch									2.98	9	2.98	
Tomatillos		per lb									0.89 - 0.99	52	0.97	
Tomatoes	Greenhouse	per lb									1.39	7	1.39	
Tomatoes		per lb	1.49 - 2.99	236	2.27		1.38 - 2.99	220	2.30	33	0.99 - 2.99	406	1.52	
Tomatoes	Cherry Type	1 pint package	2.99	6	2.99		2.50	12	2.50		1.99 - 3.49	36	2.91	
Tomatoes	Cherry Type	10 oz package									0.99 - 3.49	41	2.33	
Tomatoes	GRAPE TYPE	1 pint package	1.50 - 3.00	718	2.38	3	1.50 - 3.00	498	2.92		1.50 - 3.49	113	2.28	
Tomatoes	GRAPE TYPE	10 oz package	2.23 - 2.50	658	2.30		2.00 - 3.00	1616	2.31		0.99 - 3.49	108	2.46	
Tomatoes	GRAPE TYPE	per lb									1.99	13	1.99	
Tomatoes	Plum Type (Roma)	per lb	0.98 - 1.99	683	1.06		0.98 - 1.59	2305	0.99		0.98 - 1.49	134	1.46	
Tomatoes	VINE RIPES - Greenhouse	per lb	0.99 - 1.99	250	1.87		0.99 - 1.99	289	1.66		1.69 - 1.98	28	1.75	
Tomatoes	VINE RIPES	per lb	0.99 - 1.99	351	1.70	10	0.79 - 1.88	132	1.08		0.99 - 2.49	288	2.00	
Tomatoes	Vine Ripes - Heirloom Varieties - Greenhouse	per lb	4.99	27	4.99									
Tomatoes	VINE RIPES - ON THE VINE - Greenhouse	per lb	0.99 - 1.99	968	1.39		1.29 - 1.99	1279	1.78		0.79 - 4.99	694	2.06	15
Turnip Tops		per bunch									1.19	245	1.19	100

Wtd Avg - Simple weighted average



Commodity	Variety	Unit	NORTHEAST U.S.				SOUTHEAST U.S.				MIDWEST U.S.			
			Price Range	Number of Ads	Wtd Avg Price	% Marked Local	Price Range	Number of Ads	Wtd Avg Price	% Marked Local	Price Range	Number of Ads	Wtd Avg Price	% Marked Local
OTHER SPECIALTY CROP ITEMS														
Hemp Protein		16 oz	14.99	9	14.99		14.99	52	14.99					
Hemp Seeds Shelled		16 oz	13.59	122	13.59						12.23	67	12.23	
Hemp Seeds Shelled		8 oz	6.99 - 9.99	866	7.50		6.79 - 8.99	126	7.70		7.19	67	7.19	
SEASONAL ITEMS														
Ornamentals	Rose, Hybrid Tea	bunched 12s									10.99 - 16.99	114	16.20	

Wtd Avg - Simple weighted average



Commodity	Variety	Unit	SOUTH CENTRAL U.S.				SOUTHWEST U.S.				NORTHWEST U.S.			
			Price Range	Number of Ads	Wtd Avg Price	% Marked Local	Price Range	Number of Ads	Wtd Avg Price	% Marked Local	Price Range	Number of Ads	Wtd Avg Price	% Marked Local
FRUIT														
Apple Pears		each	0.44	11	0.44									
Apples	Ambrosia	per lb								1.29	11	1.29		
Apples	Envy	per lb								1.98	81	1.98	100	
Apples	Fuji	3 lb bag	2.99 - 3.50	313	3.48		3.49 - 3.50	420	3.49		3.49	72	3.49	
Apples	Fuji	per lb					0.99 - 1.39	64	1.06		1.29	9	1.29	
Apples	Gala/Royal Gala	3 lb bag	3.50	14	3.50		3.50	55	3.50					
Apples	Golden Delicious	per lb					0.69	7	0.69					
Apples	Granny Smith	3 lb bag	3.50	14	3.50		3.50	55	3.50					
Apples	Granny Smith	per lb					0.50 - 0.99	53	0.93					
Apples	Honeycrisp	2 lb bag	1.77	1221	1.77		1.97	485	1.97		1.97	162	1.97	
Apples	Honeycrisp	per lb	1.29 - 1.99	63	1.61		0.89 - 1.99	115	1.59		1.68	8	1.68	
Apples	Jonagold	3 lb bag	2.99	6	2.99									
Apples	McIntosh	3 lb bag	2.99	6	2.99									
Apples	Pinata	per lb					0.39	8	0.39					
Apples	Pink Lady/Cripps Pink	per lb	1.49	10	1.49									
Apples	Red Delicious	3 lb bag	2.99	6	2.99									
Apples	Red Delicious	per lb	0.79	103	0.79		0.99	46	0.99					
Apples, Processed	Juice	64 oz (1/2 gallon)	1.99 - 3.68	669	2.83		1.99 - 3.49	587	2.91		2.98 - 2.99	153	2.98	
Apples, Processed	Juice Marked Cider	64 oz (1/2 gallon)									2.98	81	2.98	
Apricots		per lb	2.99	95	2.99		1.99 - 2.99	133	2.91	91	3.99 - 4.99	30	4.76	
Avocados	Hass	each	0.88 - 2.00	233	1.01		1.25 - 1.67	130	1.28	93	1.25 - 1.50	310	1.27	
Avocados	Hass-Marked Extra Large	each	2.50 - 2.99	47	2.80		2.00 - 3.50	195	2.06					
Avocados	Hass-Marked Large	each	0.99 - 2.00	112	1.07		1.25 - 2.00	108	1.49					
Avocados	Hass-Marked Medium	each					1.50 - 2.00	405	1.52					
Avocados	Hass-Marked Small	each					0.49	256	0.49					
Bananas		per lb	0.50	65	0.50		0.50 - 0.69	110	0.59					
Blackberries		1 pint (11-12 oz cntr w/ lid)	5.99	95	5.99									
Blackberries		5.6-6 oz package	2.00 - 2.99	929	2.51	7	1.99 - 3.69	811	2.87		1.67 - 2.50	291	1.68	
Blueberries		1 pint (11-12 oz cntr w/ lid)	1.67 - 3.98	2285	2.67	2	2.97	485	2.97		2.67	162	2.67	
Blueberries		18 oz package	3.94 - 5.00	1420	3.97		3.97 - 4.99	793	4.51	15	3.94 - 4.99	217	4.21	
Blueberries		6 oz package	0.99 - 2.50	228	2.15		0.99 - 3.69	669	2.90		1.67	287	1.67	
Cactus Pears		each	0.33	255	0.33									
Cantaloupes		each	1.99 - 3.50	1003	2.51	9	0.50 - 3.99	1185	3.27	22	2.50 - 3.99	344	3.10	
Cantaloupes		per lb	0.50	65	0.50		0.25 - 0.79	158	0.60		0.68 - 1.99	175	0.77	
Cherries	Rainier	per lb	4.99 - 7.99	256	6.15		6.66 - 6.99	149	6.75		2.99 - 6.99	557	4.99	76

Wtd Avg - Simple weighted average



National Retail Report - Specialty Crops
Friday, June 28, 2024 - Page 19

Commodity	Variety	Unit	SOUTH CENTRAL U.S.				SOUTHWEST U.S.				NORTHWEST U.S.			
			Price Range	Number of Ads	Wtd Avg Price	% Marked Local	Price Range	Number of Ads	Wtd Avg Price	% Marked Local	Price Range	Number of Ads	Wtd Avg Price	% Marked Local
Cherries	Red Varieties	per lb	1.77 - 4.99	3182	2.77		2.48 - 6.99	1042	3.40		1.88 - 4.99	467	2.95	37
Grapes	Black Seedless	per lb	1.88 - 2.79	1617	1.92		1.88 - 2.99	903	2.07		0.98 - 2.99	524	2.17	
Grapes	Red Seedless	per lb	1.27 - 2.99	2508	2.03		0.88 - 2.99	1837	2.37		1.49 - 2.99	577	2.48	
Grapes	White Seedless Type	per lb	1.27 - 2.99	2250	1.88		0.88 - 2.99	1827	2.41		1.49 - 2.99	580	2.48	
Honeydews		each	1.99 - 2.50	403	2.18		3.99	122	3.99	100	2.50	1	2.50	
Honeydews		per lb					0.33	7	0.33		1.29	7	1.29	
Kiwifruit	Hayward	each	0.50 - 0.79	139	0.63									
Kiwifruit	Yellow Flesh	1-lb containers with lids									5.98	81	5.98	
Lemons		2 lb bag	2.50	6	2.50		2.50	2	2.50		2.50	6	2.50	
Lemons		each	0.50 - 0.77	228	0.55		0.44	8	0.44		0.44	17	0.44	
Lemons		per lb					0.99	46	0.99					
Limes		each	0.14 - 0.77	533	0.42		0.34 - 0.44	16	0.39		0.44 - 0.79	40	0.64	
Limes		per lb	0.09 - 0.13	95	0.10		0.50 - 1.50	84	1.19					
Mangoes	Round Varieties	each	0.49 - 1.49	320	0.91		0.50 - 1.25	570	0.99		1.25 - 2.50	296	2.46	
Mangoes	Round Varieties Marked Extra Large	each					1.25 - 2.00	361	1.70					
Mangoes	Round Varieties Marked Large	each					0.67 - 0.99	145	0.73	5				
Mangoes	Yellow Varieties	each	0.50 - 1.79	192	1.01		0.33 - 1.39	195	1.00		1.39	22	1.39	
Mangoes	Yellow Varieties	per lb					0.50	6	0.50					
Mangoes	Yellow Varieties Marked Extra Large	each	0.99	11	0.99									
Nectarines	Various White Flesh Varieties	per lb	0.99 - 3.99	841	2.63		0.99 - 3.69	990	2.25	12	2.48 - 2.49	18	2.49	
Nectarines	Various Yellow Flesh Varieties	per lb	0.99 - 2.99	675	2.24		0.69 - 3.99	2012	2.32	50	2.49 - 2.98	95	2.91	
Oranges	Navel	3 lb bag	4.99	29	4.99									
Oranges	Navel	each	0.34	8	0.34									
Oranges	Navel	per lb	0.79	65	0.79		0.99 - 1.49	425	1.40					
Oranges	Valencia	per lb					0.50 - 0.79	71	0.72					
Papaya	Maradol/Tainung Types	per lb	0.99 - 1.99	191	1.43		0.69 - 1.39	165	1.08		0.99 - 1.39	15	1.02	
Papaya	Solo Type	per lb					0.99	103	0.99					
Peaches	Various White Flesh Varieties	per lb	0.99 - 3.99	804	2.74		0.99 - 3.69	1449	2.19	36	2.48 - 3.99	55	3.10	
Peaches	Various Yellow Flesh Varieties	per lb	0.89 - 2.99	2286	2.21		0.69 - 3.99	2714	2.39	47	2.48 - 3.99	330	2.76	
Pears	Bosc	per lb	1.69	7	1.69		1.99	9	1.99					
Pears	D'Anjou	per lb					1.29 - 1.69	15	1.45					
Pineapples		each	0.97 - 2.99	263	1.48		0.99 - 4.99	34	4.05		3.50 - 3.99	156	3.58	
Pineapples		per lb	0.79 - 0.99	79	0.83		0.50 - 0.79	110	0.65					
Plums		per lb	2.49 - 2.99	255	2.77		0.69 - 3.79	1083	2.36	87	3.79	22	3.79	
Plums	Interspecific Type	per lb	2.49 - 2.99	104	2.95									
Prunes		per lb					2.99	8	2.99					

Wtd Avg - Simple weighted average



Commodity	Variety	Unit	SOUTH CENTRAL U.S.				SOUTHWEST U.S.				NORTHWEST U.S.			
			Price Range	Number of Ads	Wtd Avg Price	% Marked Local	Price Range	Number of Ads	Wtd Avg Price	% Marked Local	Price Range	Number of Ads	Wtd Avg Price	% Marked Local
Raspberries		1 pint (11-12 oz cntr w/ lid)	5.99	95	5.99									
Raspberries		6 oz package	2.00 - 2.99	358	2.51		1.99 - 3.50	546	3.09		1.67	287	1.67	
Strawberries		1 lb package	1.45 - 2.99	1461	2.18		0.99 - 3.89	940	2.84		0.99 - 4.99	527	1.74	
Strawberries		1 pint (11-12 oz cntr w/ lid)					3.99	18	3.99					
Strawberries		2 lb package	3.98 - 4.99	299	4.40		2.99 - 5.99	1032	4.04	28	3.99 - 8.99	280	4.70	
Tangerines/Mandarins		3 lb bag	4.99 - 6.99	124	5.54									
Watermelons	Red Flesh Seeded Type	each	5.88 - 6.96	1281	6.91		6.96	485	6.96					
Watermelons	Red Flesh Seeded Type	per lb					0.20 - 0.59	69	0.48					
Watermelons	Red Flesh Seedless Miniature	each	1.99	266	1.99		4.99 - 5.99	711	5.01		2.99 - 3.99	182	3.56	
Watermelons	Red Flesh Seedless Type	each	2.49 - 6.99	2664	4.72		2.49 - 6.99	1509	4.46	1	3.99 - 7.99	409	4.83	
Watermelons	Red Flesh Seedless Type	per lb	0.33 - 0.47	121	0.45		0.25 - 0.79	614	0.54		0.28 - 0.68	337	0.43	
POTATOES & ONIONS														
Onions, Dry	RED	per lb	1.29 - 1.49	190	1.39		1.49 - 1.99	163	1.96		1.98	17	1.98	
Onions, Dry	WHITE	2 lb bag					0.99	42	0.99					
Onions, Dry	WHITE	5 lb bag	3.00	11	3.00									
Onions, Dry	WHITE	per lb	0.33 - 1.49	569	0.80		0.50 - 1.29	212	0.89		0.79 - 1.49	17	1.04	
Onions, Dry	YELLOW	3 lb bag	4.49	10	4.49						2.48	9	2.48	
Onions, Dry	YELLOW	per lb	0.49 - 1.49	189	1.27		0.20 - 0.99	445	0.82					
Onions, Dry	YELLOW MARKED SWEET	2 lb bag	2.49 - 2.69	221	2.59									
Onions, Dry	YELLOW MARKED SWEET	3 lb bag	3.49 - 4.99	159	4.13									
Onions, Dry	YELLOW MARKED SWEET	per lb	0.99 - 1.49	390	1.14		1.99	122	1.99		0.99 - 1.99	269	1.16 81	
Potatoes	ROUND RED	5 lb bag	3.99 - 4.99	169	4.03		3.99	146	3.99					
Potatoes	ROUND RED	per lb	0.79	65	0.79		0.79 - 0.99	344	0.95		0.79 - 1.99	27	0.97	
Potatoes	ROUND WHITE	5 lb bag					2.29 - 2.99	24	2.60					
Potatoes	ROUND WHITE	per lb	0.99	14	0.99		0.79	42	0.79					
Potatoes	RUSSET	10 lb bag	2.99 - 4.95	162	4.24		0.99 - 2.95	140	2.04		2.50	42	2.50	
Potatoes	RUSSET	5 lb bag	1.50 - 2.99	251	1.97		0.99 - 2.99	258	2.60		1.50	17	1.50	
Potatoes	RUSSET	8 lb bag	3.99	114	3.99		2.29	7	2.29					
Potatoes	RUSSET	per lb	0.59 - 0.69	58	0.64		0.29 - 0.99	104	0.55		0.49 - 0.99	65	0.70 13	
Potatoes	YELLOW TYPE	5 lb bag	3.99	163	3.99		3.99	146	3.99					
Potatoes	YELLOW TYPE	per lb					0.44 - 0.88	86	0.68		0.49	11	0.49	
VEGETABLES														
Asparagus	GREEN	per lb	1.27 - 4.69	1038	2.15		1.79 - 4.99	1075	3.42		1.79 - 3.99	255	2.23	

Wtd Avg - Simple weighted average



Commodity	Variety	Unit	SOUTH CENTRAL U.S.				SOUTHWEST U.S.				NORTHWEST U.S.				
			Price Range	Number of Ads	Wtd Avg Price	% Marked Local	Price Range	Number of Ads	Wtd Avg Price	% Marked Local	Price Range	Number of Ads	Wtd Avg Price	% Marked Local	
Beans	ROUND GREEN TYPE	12 oz bag										3.79	23	3.79	
Beans	ROUND GREEN TYPE	per lb					1.69 - 2.99	135	2.60						
Beets		per bunch					1.99 - 2.49	15	2.19						
Beets		per lb					0.50	6	0.50						
Bok Choy		per lb	1.29	7	1.29										
Broccoli		per lb	2.49	7	2.49										
Broccoli	CROWN CUT	per lb	2.49	10	2.49										
Brussels Sprouts		per lb					2.49	8	2.49						
Cabbage	ROUND GREEN TYPE	per lb	0.49 - 0.99	1566	0.67	2	0.69 - 0.87	525	0.86			0.87	162	0.87	
Cactus Leaf (Nopales)		per lb	0.88 - 0.89	187	0.88										
Carrots		1 lb bag										2.50	17	2.50	
Carrots		2 lb bag					2.99	10	2.99			2.99	22	2.99	
Carrots		5 lb film bag					1.99 - 3.00	50	2.84						
Carrots		per lb	0.59 - 0.79	90	0.64										
Carrots	BABY PEELED	1 lb bag	1.00 - 1.50	33	1.40		0.89 - 1.25	271	1.08			0.98 - 1.49	43	1.19	
Carrots	BABY PEELED	2 lb bag	2.74	61	2.74							2.79	79	2.79	
Cauliflower		each	2.78 - 2.79	124	2.79		1.50	7	1.50						
Celery		each	0.88	30	0.88		0.49 - 1.59	109	0.85			0.99	3	0.99	
Celery		per lb					1.59	10	1.59			1.59	22	1.59	
Celery	HEARTS	per package	2.50	29	2.50										
Chayote		per lb					1.39	9	1.39						
Chinese Cabbage		per lb					0.39	36	0.39						
Cilantro		per bunch	0.49 - 0.57	1328	0.56		0.25 - 1.25	525	0.71			0.50 - 0.99	327	0.77	
Corn-Sweet		each	0.20 - 0.67	1220	0.41		0.13 - 0.79	713	0.30	49		0.33 - 1.25	315	0.51	
Corn-Sweet		trays 4-5 ears film wrapped	1.95 - 4.99	1617	3.31		1.95 - 5.99	166	4.14			3.48 - 4.43	533	3.85	
Cucumbers		each	0.39 - 0.99	336	0.72	10	0.16 - 1.29	206	0.50			0.79 - 1.49	102	0.91	
Cucumbers	LONG SEEDLESS - Greenhouse	each	1.29	6	1.29		1.89	8	1.89						
Eggplant		each					1.29 - 1.49	59	1.33						
Garlic		per sleeve	1.50	65	1.50		1.25 - 1.99	22	1.62						
Jalapeno Peppers		per lb	0.89 - 1.39	201	1.19		0.79 - 1.29	507	1.00						
Lettuce	Boston	each					1.69	8	1.69						
Lettuce	Green Leaf	each	0.79	6	0.79		0.49 - 3.49	153	0.96			1.50	131	1.50	100
Lettuce	Iceberg	each	1.69 - 1.94	1227	1.94		0.99 - 1.99	72	1.23			1.94	162	1.94	
Lettuce	Red Leaf	each					0.59 - 3.49	64	1.21			1.50	131	1.50	100
Lettuce	Romaine	each	2.99	95	2.99		0.99	53	0.99			1.50	131	1.50	100
Lettuce	Romaine (Hearts)	3 count	2.99	29	2.99		3.00	122	3.00	100					

Wtd Avg - Simple weighted average



National Retail Report - Specialty Crops
Friday, June 28, 2024 - Page 22

Commodity	Variety	Unit	SOUTH CENTRAL U.S.				SOUTHWEST U.S.				NORTHWEST U.S.			
			Price Range	Number of Ads	Wtd Avg Price	% Marked Local	Price Range	Number of Ads	Wtd Avg Price	% Marked Local	Price Range	Number of Ads	Wtd Avg Price	% Marked Local
Mixed Mini Sweet Peppers		1 lb package					2.50 - 2.99	224	2.96		2.50 - 2.99	47	2.60	
Mushrooms	CREMINI	8 oz package	2.00 - 2.50	89	2.16									
Mushrooms	PORTOBELLA	8 oz package	2.50	6	2.50									
Mushrooms	PORTOBELLA	per lb	5.98	9	5.98									
Mushrooms	WHITE	8 oz package	1.89 - 2.50	218	2.28		1.49	8	1.49		2.19 - 2.50	77	2.36	
Onions, Green		per bunch	0.33 - 0.89	277	0.68		0.25 - 1.25	334	0.86		0.69 - 0.99	118	0.75	
Peppers (Bell Type)	GREEN	each	0.68 - 1.19	1531	0.73		0.86 - 1.25	631	0.95		0.86	162	0.86	
Peppers (Bell Type)	ORANGE - Greenhouse	each									1.50	15	1.50	
Peppers (Bell Type)	ORANGE	each	0.89 - 1.67	395	1.00		0.99 - 1.98	195	1.61					
Peppers (Bell Type)	RED - Greenhouse	each									1.50	15	1.50	
Peppers (Bell Type)	RED	each	0.89 - 1.67	438	1.05		0.99 - 1.99	350	1.47					
Peppers (Bell Type)	RED	per lb					1.49	6	1.49					
Peppers (Bell Type)	YELLOW - Greenhouse	each									1.50	15	1.50	
Peppers (Bell Type)	YELLOW	each	0.89 - 1.27	386	0.98		0.99 - 1.98	201	1.61					
Peppers (Bell Type)	YELLOW	per lb					1.99	9	1.99					
Radishes		per bunch					0.50 - 1.39	261	0.97		0.69 - 1.39	118	0.82	
Salad (Mixed Types)		1 lb package	1.50	30	1.50		4.99	256	4.99					
Salad (Mixed Types)		10-12 oz package	1.49 - 3.00	308	2.47		3.00	184	3.00		1.50 - 3.00	44	2.17	
Salad (Mixed Types)		5-9 oz package	2.99 - 3.00	208	3.00		2.99 - 3.00	337	3.00		2.49 - 3.00	27	2.57	
Serrano Peppers		per lb	1.69	30	1.69		1.89	11	1.89					
Spinach	FLAT TYPE	5-7 oz package	2.18	1221	2.18		2.18 - 3.00	669	2.41		2.18	162	2.18	
Spinach	FLAT TYPE	8-10 oz package					0.99 - 1.29	50	1.04		2.50	81	2.50	
Squash	Butternut	per lb	1.49	7	1.49									
Squash	GREY	per lb	0.89 - 1.27	327	1.01		0.79 - 1.49	20	1.18					
Squash	Kabocha	per lb					0.69	18	0.69					
Squash	Yellow Crookneck/Straightneck	per lb	0.98 - 1.69	308	1.43	48	1.79	26	1.79					
Squash	Zucchini	per lb	0.98 - 1.69	308	1.43	48	0.50 - 2.29	64	1.34					
Sweet Potatoes		per lb	0.69 - 1.29	163	0.81									
Tomatillos		per lb	0.89 - 1.29	132	1.01		0.50 - 1.49	501	0.93					
Tomatoes		per lb	1.28 - 1.99	180	1.88		0.79 - 1.18	95	1.01		1.29 - 1.59	29	1.53	
Tomatoes	Cherry Type	1 pint package									4.99	7	4.99	
Tomatoes	GRAPE TYPE	1 pint package	1.50	6	1.50		0.98 - 3.99	164	3.72		0.98 - 1.99	34	1.26	
Tomatoes	GRAPE TYPE	10 oz package	2.00 - 2.99	1424	2.28	2	2.00	34	2.00		2.48 - 3.50	185	2.61	
Tomatoes	Plum Type (Roma)	per lb	0.69 - 1.48	1585	1.00		0.50 - 1.29	302	0.97		1.28	171	1.28	

Wtd Avg - Simple weighted average



Commodity	Variety	Unit	SOUTH CENTRAL U.S.				SOUTHWEST U.S.				NORTHWEST U.S.			
			Price Range	Number of Ads	Wtd Avg Price	% Marked Local	Price Range	Number of Ads	Wtd Avg Price	% Marked Local	Price Range	Number of Ads	Wtd Avg Price	% Marked Local
Tomatoes	VINE RIPES - Greenhouse	per lb	1.99	95	1.99						1.99	7	1.99	
Tomatoes	VINE RIPES	per lb	0.97 - 2.99	321	1.77	3	0.49	8	0.49		1.78	81	1.78	
Tomatoes	Vine Ripes - Heirloom Varieties - Greenhouse	per lb	2.69	6	2.69		2.28 - 2.69	50	2.46		2.28 - 2.69	34	2.48	
Tomatoes	VINE RIPES - ON THE VINE - Greenhouse	per lb	1.28 - 1.99	159	1.42	7	0.79 - 2.99	697	1.48		0.99 - 2.99	582	1.83	
OTHER SPECIALTY CROP ITEMS														
Hemp Protein		16 oz					19.99	184	19.99		14.99	4	14.99	
Hemp Seeds Shelled		16 oz	13.59	75	13.59									
Hemp Seeds Shelled		7 oz	9.29	75	9.29						8.99	16	8.99	
Hemp Seeds Shelled		8 oz	7.99	75	7.99		7.99 - 9.99	293	9.25		7.99 - 9.99	26	8.30	
SEASONAL ITEMS														
Ornamentals	Rose, Hybrid Tea	bunched 12s	12.99 - 13.99	79	13.81		12.99 - 13.00	97	12.99		12.99	9	12.99	

Wtd Avg - Simple weighted average



Commodity	Variety	Unit	ALASKA U.S.				HAWAII U.S.			
			Price Range	Number of Ads	Wtd Avg Price	% Marked Local	Price Range	Number of Ads	Wtd Avg Price	% Marked Local
FRUIT										
Apples	Envy	per lb					2.99	23	2.99	
Apples	Fuji	3 lb bag	3.49	1	3.49					
Apples	Gala/Royal Gala	3 lb bag	4.99	11	4.99		5.59 - 5.69	10	5.62	
Apples	Granny Smith	3 lb bag	3.49	1	3.49					
Apples	Honeycrisp	2 lb bag					2.46	10	2.46	
Apples	Honeycrisp	per lb	1.18 - 2.79	16	2.36					
Apples	Jazz	per lb					2.99	23	2.99	
Apples, Processed	Juice	64 oz (1/2 gallon)	2.99	3	2.99					
Apples, Processed	Juice Marked Cider	64 oz (1/2 gallon)					2.99	7	2.99	
Avocados	Hass-Marked Medium	each	1.67	11	1.67					
Avocados	Hass-Marked Small	each	1.39	1	1.39					
Bananas		per lb					1.29	3	1.29	
Blackberries		5.6-6 oz package	2.50	11	2.50					
Blueberries		18 oz package	4.99	1	4.99		7.84	10	7.84	
Blueberries		6 oz package	2.50 - 3.49	31	3.14					
Cantaloupes		each					2.68	10	2.68	
Cantaloupes		per lb					2.49	23	2.49	
Cherries	Rainier	per lb	5.99	11	5.99		9.32	4	9.32	
Cherries	Red Varieties	per lb	3.99 - 5.49	31	5.39		4.99 - 5.99	70	5.93	
Clementines		3 lb bag	6.99	11	6.99					
Grapefruit	RED	each					1.89	7	1.89	
Grapes	Black Seedless	per lb	3.49	11	3.49		3.22	10	3.22	
Grapes	Red Seedless	per lb	2.98 - 3.49	16	3.39		3.22 - 5.39	70	4.28	
Grapes	White Seedless Type	per lb	2.98 - 3.49	16	3.39		2.64 - 5.39	70	4.15	
Lemons		each	0.79	1	0.79		1.25	23	1.25	
Mangoes	Round Varieties	each	1.67	11	1.67					
Mangoes	Yellow Varieties	each					1.95	4	1.95	
Nectarines	Various White Flesh Varieties	per lb	3.48	3	3.48		3.49 - 3.99	30	3.87	
Nectarines	Various Yellow Flesh Varieties	per lb	2.99 - 4.49	43	4.30					
Oranges	Navel	per lb					2.49	23	2.49	
Peaches	Various White Flesh Varieties	per lb	3.48	3	3.48		3.99	4	3.99	
Peaches	Various Yellow Flesh Varieties	per lb	2.99 - 4.49	43	4.30		2.48	10	2.48	
Pineapples		each					4.99	4	4.99	
Pineapples		per lb					0.79	23	0.79	
Plums		per lb	2.99	1	2.99		3.49	33	3.49	

Wtd Avg - Simple weighted average



Commodity	Variety	Unit	ALASKA U.S.				HAWAII U.S.			
			Price Range	Number of Ads	Wtd Avg Price	% Marked Local	Price Range	Number of Ads	Wtd Avg Price	% Marked Local
Plums	Interspecific Type	per lb					2.99 - 4.99	37	3.21	
Raspberries		6 oz package	2.50 - 3.19	12	2.56					
Strawberries		1 lb package	2.50 - 4.49	23	3.42		4.99	4	4.99	
Strawberries		2 lb package	7.99	11	7.99					
Tangerines/Mandarins		2 lb bag	4.49	1	4.49					
Watermelons	Red Flesh Seedless Type	each	6.99 - 8.99	22	7.99		8.98 - 12.88	20	10.93	
Watermelons	Red Flesh Seedless Type	per lb	0.69 - 1.69	40	1.40		0.89 - 0.99	34	0.98	67
POTATOES & ONIONS										
Onions, Dry	WHITE	per lb					1.99	7	1.99	
Onions, Dry	YELLOW	per lb	1.99	28	1.99		2.49	23	2.49	100
Onions, Dry	YELLOW MARKED SWEET	per lb	1.25 - 2.29	26	1.68					
Potatoes	RUSSET	5 lb bag	3.49 - 7.99	39	6.72					
VEGETABLES										
Artichokes		each	3.98	3	3.98		5.99	23	5.99	
Asparagus	GREEN	per lb	2.79	11	2.79		4.96 - 4.99	27	4.99	
Broccoli	CROWN CUT	per lb	2.79	11	2.79		2.39	3	2.39	
Brussels Sprouts		1 lb bag					3.50	23	3.50	
Brussels Sprouts		per lb	1.98	3	1.98					
Cabbage	ROUND GREEN TYPE	per lb					1.47 - 1.96	20	1.71	
Carrots		1 lb bag					1.29	3	1.29	
Carrots	BABY PEELED	1 lb bag					2.99	7	2.99	
Celery		per lb	1.99	11	1.99		1.49	3	1.49	
Chinese Cabbage		per lb	1.59	1	1.59		1.29	4	1.29	
Cilantro		per bunch					1.14	10	1.14	
Corn-Sweet		each	1.25 - 1.99	40	1.83		0.34 - 0.88	33	0.50	
Corn-Sweet		trays 4-5 ears film wrapped	5.00 - 5.99	22	5.50		5.34 - 7.98	24	6.59	
Lettuce	Green Leaf	each					1.99	4	1.99	
Lettuce	Iceberg	each					2.37 - 3.48	20	2.92	
Lettuce	Iceberg	per lb					1.29	7	1.29	
Lettuce	Romaine (Hearts)	3 count					4.99	23	4.99	
Mushrooms	CREMINI	8 oz package	3.00	1	3.00					
Mushrooms	WHITE	8 oz package	3.00	1	3.00		3.00 - 3.69	7	3.30	
Peppers (Bell Type)	GREEN	each	1.50	9	1.50		1.34	10	1.34	
Peppers (Bell Type)	GREEN	per lb					2.99	23	2.99	100

Wtd Avg - Simple weighted average



Commodity	Variety	Unit	ALASKA U.S.				HAWAII U.S.			
			Price Range	Number of Ads	Wtd Avg Price	% Marked Local	Price Range	Number of Ads	Wtd Avg Price	% Marked Local
Peppers (Bell Type)	ORANGE	each	1.25 - 1.50	22	1.38					
Peppers (Bell Type)	ORANGE	per lb	2.58 - 3.69	4	2.86					
Peppers (Bell Type)	RED	each	1.25 - 1.50	22	1.38					
Peppers (Bell Type)	RED	per lb	2.58 - 3.69	4	2.86					
Peppers (Bell Type)	YELLOW	each	1.25 - 1.50	22	1.38					
Peppers (Bell Type)	YELLOW	per lb	2.58 - 3.69	4	2.86					
Spinach	FLAT TYPE	5-7 oz package					2.94	10	2.94	
Squash	Kabocha	per lb	1.29	1	1.29		1.49 - 2.29	11	2.00	
Squash	Spaghetti	per lb	1.29	1	1.29					
Sweet Potatoes		per lb					1.99 - 2.49	27	2.42	
Tomatoes		per lb					2.29	3	2.29	
Tomatoes	GRAPE TYPE	10 oz package					3.98 - 5.98	20	4.98	
Tomatoes	Plum Type (Roma)	per lb	1.68	3	1.68					
Tomatoes	VINE RIPES - Greenhouse	per lb	2.49	11	2.49					
Tomatoes	VINE RIPES - ON THE VINE - Greenhouse	per lb	1.49 - 2.99	53	2.77					
OTHER SPECIALTY CROP ITEMS										
Hemp Seeds Shelled		8 oz					9.59	4	9.59	
SEASONAL ITEMS										
Ornamentals	Rose, Hybrid Tea	bunched 12s	16.99	11	16.99					

Wtd Avg - Simple weighted average



NATIONAL ORGANIC SUMMARY

(not including AK & HI)

Fruit								
Commodity	Variety	Unit	THIS WEEK		LAST WEEK		LAST YEAR	
			Number of Ads	Wtd Avg Price	Number of Ads	Wtd Avg Price	Number of Ads	Wtd Avg Price
Apples	Gala/Royal Gala	2 lb bag	34	4.99	657	4.36	308	4.92
Apples	Gala/Royal Gala	per lb	384	1.55	30	1.99	16	2.49
Apples	Granny Smith	per lb	56	1.99	55	1.99		
Apples	Honeycrisp	2 lb bag	75	4.99	1,443	4.82		
Apples	Honeycrisp	per lb	354	1.98	8	2.29		
Apricots		per lb	489	4.29	627	4.26	489	3.88
Avocados	Hass	each	595	2.28	478	1.98	1,857	2.16
Avocados	Hass-Marked Extra Large	each	19	2.50	8	3.50		
Bananas		per lb	254	0.84	423	0.85	293	0.82
Blackberries		5.6-6 oz package	857	4.81	2,303	4.72	672	3.93
Blueberries		1 pint (11-12 oz cntr w/ lid)	5,399	4.27	331	4.29		
Blueberries		18 oz package	623	6.32	408	4.99	116	4.99
Blueberries		6 oz package	652	4.55	931	4.45	1,124	3.33
Cantaloupes		each	237	3.72	811	3.87	90	5.08
Cantaloupes		per lb	16	0.93	14	1.11	27	1.17
Cherries	Red Varieties	per lb	2,338	4.83	874	4.58	1,444	5.73
Grapes	Black Seedless	per lb	853	3.35	596	3.95	643	2.98
Grapes	Red Seedless	per lb	2,650	3.23	3,206	3.48	2,899	3.12
Grapes	White Seedless Type	per lb	2,646	3.22	3,259	3.50	3,282	3.26
Honeydews		per lb	16	1.49	23	1.43	16	1.29
Kiwifruit	Yellow Flesh	1-lb containers with lids	546	5.72	190	7.99		
Lemons		2 lb bag	21	5.66	7	4.99		
Mangoes	Round Varieties	each	180	2.49	268	1.38		
Mangoes	Yellow Varieties	each	16	2.00	33	1.55		
Nectarines	Various White Flesh Varieties	per lb	16	4.99	32	4.99	86	3.32
Nectarines	Various Yellow Flesh Varieties	per lb	1,941	3.66	2,119	3.62	409	3.78
Oranges	Valencia	per lb	8	1.99			8	2.11
Peaches	Various White Flesh Varieties	per lb	16	4.99	59	4.67	1,518	3.07
Peaches	Various Yellow Flesh Varieties	per lb	1,531	3.60	1,628	3.61	1,796	3.22
Pineapples		per lb	13	1.49				
Plums		per lb	26	3.49			34	3.61
Plums	Interspecific Type	per lb	1,206	3.49				
Raspberries		6 oz package	644	4.48	1,937	4.68		

Wtd Avg - Simple weighted average



Commodity	Variety	Unit	THIS WEEK		LAST WEEK		LAST YEAR	
			Number of Ads	Wtd Avg Price	Number of Ads	Wtd Avg Price	Number of Ads	Wtd Avg Price
Strawberries		1 lb package	4,448	4.19	2,262	4.29	4,518	4.34
Strawberries		2 lb package	249	5.39	100	5.99	628	7.28
Tangerines/Mandarins		2 lb bag	9	4.99			9	4.99
Watermelons	Red Flesh Seedless Miniature	each	481	4.83	800	5.08	236	4.88
Watermelons	Red Flesh Seedless Type	per lb	43	0.94	23	0.99	64	0.88

Potatoes & Onions

Commodity	Variety	Unit	THIS WEEK		LAST WEEK		LAST YEAR	
			Number of Ads	Wtd Avg Price	Number of Ads	Wtd Avg Price	Number of Ads	Wtd Avg Price
Onions, Dry	YELLOW	3 lb bag	8	3.99				
Onions, Dry	YELLOW	per lb	8	1.99	8	1.89	341	1.36
Onions, Dry	YELLOW MARKED SWEET	per lb	187	1.28			13	1.29
Potatoes	ROUND RED	3 lb bag	20	3.49	95	4.99		
Potatoes	ROUND WHITE	3 lb bag	20	3.49				
Potatoes	RUSSET	per lb	159	1.46	159	1.46	154	1.79

Vegetables

Commodity	Variety	Unit	THIS WEEK		LAST WEEK		LAST YEAR	
			Number of Ads	Wtd Avg Price	Number of Ads	Wtd Avg Price	Number of Ads	Wtd Avg Price
Asparagus	GREEN	per lb	1,310	3.00				
Broccoli		per bunch	200	3.26	421	3.11	8	3.99
Broccoli	BABY HYBRID TYPE	per bunch	481	3.22	359	3.18		
Broccoli	CROWN CUT	per lb	322	5.99	32	2.63		
Carrots		1 lb bag	40	1.50	9	2.00	83	1.51
Carrots		per lb	154	1.29	154	1.29	154	1.69
Carrots	BABY PEELED	1 lb bag	496	2.66	701	2.29	1,618	1.67
Carrots	BABY PEELED	2 lb bag	6	2.50				
Cauliflower		each	25	4.35	90	3.27	206	4.03
Cauliflower		per lb	7	1.99	27	1.49	53	1.29
Celery		each	18	1.99	9	1.99	48	2.45
Celery	HEARTS	per package	43	3.99	193	2.89		
Cilantro		per bunch	364	1.58	386	1.69		
Corn-Sweet		each	7	0.49				
Kale		per bunch	149	2.73	112	2.39	27	2.35
Kale		per lb	22	1.50				
Lettuce	Boston - Greenhouse	each	8	3.99				
Lettuce	Green Leaf	each	778	2.74	200	2.11	341	2.00
Lettuce	Iceberg	each	177	2.92			43	3.59

Wtd Avg - Simple weighted average



Commodity	Variety	Unit	THIS WEEK		LAST WEEK		LAST YEAR	
			Number of Ads	Wtd Avg Price	Number of Ads	Wtd Avg Price	Number of Ads	Wtd Avg Price
Lettuce	Red Leaf	each	378	2.44	200	2.11	322	1.97
Lettuce	Romaine	each	656	2.85	39	2.60	165	2.06
Lettuce	Romaine (Hearts)	3 count	409	4.09	251	4.15	661	3.74
Mixed Mini Sweet Peppers		1 lb package	26	3.99	29	5.62	503	4.97
Mushrooms	CREMINI	8 oz package	39	3.11	114	3.53		
Mushrooms	WHITE	8 oz package	139	2.88	97	3.09	765	2.83
Onions, Green		per bunch	217	1.25	413	0.99	819	0.95
Peppers (Bell Type)	GREEN	each	8	2.49				
Peppers (Bell Type)	GREEN	per lb	8	2.49	38	2.99		
Peppers (Bell Type)	ORANGE	each	106	2.50				
Peppers (Bell Type)	RED	each	106	2.50	8	4.99		
Peppers (Bell Type)	YELLOW	each	95	2.50				
Peppers (Bell Type)	YELLOW	per lb	11	2.50			9	3.99
Radishes		per bunch	29	1.50	62	1.32	19	2.50
Salad (Mixed Types)		1 lb package	149	5.77	16	5.00		
Salad (Mixed Types)		10-12 oz package	113	5.34	565	5.07	234	5.91
Salad (Mixed Types)		5-9 oz package	1,302	3.56	2,194	3.55	3,304	3.23
Spinach		per bunch	22	1.99				
Spinach	FLAT TYPE	5-7 oz package	53	3.41	191	3.67		
Squash	Yellow Crookneck/Straightneck	per lb	167	2.49	228	2.79	162	2.00
Squash	Zucchini	per lb	219	2.37	242	2.74	173	2.01
Swiss Chard		per bunch	8	2.29	59	2.56	42	2.12
Tomatoes		per lb	352	2.77	154	2.49	240	2.65
Tomatoes	Cherry Type	1 pint package	8	2.00	16	3.50		
Tomatoes	Cherry Type	10 oz package	22	1.50	22	1.50		
Tomatoes	GRAPE TYPE	1 pint package	356	2.76	739	3.08	741	2.91
Tomatoes	GRAPE TYPE	10 oz package	22	1.50	1,773	3.48	350	2.67
Tomatoes	Plum Type (Roma)	per lb	53	1.69	6	2.99	336	1.10
Tomatoes	VINE RIPES - Greenhouse	per lb	7	2.49			55	2.99
Tomatoes	Vine Ripes - Heirloom Varieties - Greenhouse	per lb	11	4.99				
Tomatoes	VINE RIPES - ON THE VINE - Greenhouse	per lb	388	3.88	66	2.49	571	3.96

Other Specialty Crop Items

Commodity	Variety	Unit	THIS WEEK		LAST WEEK		LAST YEAR	
			Number of Ads	Wtd Avg Price	Number of Ads	Wtd Avg Price	Number of Ads	Wtd Avg Price
Hemp (Seed) Oil		16 oz	240	16.99	240	16.96	343	16.99
Hemp Seeds Shelled		12 oz	686	14.21	522	13.58	541	15.50

Wtd Avg - Simple weighted average



Commodity	Variety	Unit	THIS WEEK		LAST WEEK		LAST YEAR	
			Number of Ads	Wtd Avg Price	Number of Ads	Wtd Avg Price	Number of Ads	Wtd Avg Price
Hemp Seeds Shelled		16 oz	249	14.99	197	14.44	343	14.99
Hemp Seeds Shelled		7 oz	1,086	10.24	1,096	9.90	1,245	9.92

Wtd Avg - Simple weighted average



REGIONAL ORGANIC DETAILS

Commodity	Variety	Unit	NORTHEAST U.S.				SOUTHEAST U.S.				MIDWEST U.S.			
			Price Range	Number of Ads	Wtd Avg Price	% Marked Local	Price Range	Number of Ads	Wtd Avg Price	% Marked Local	Price Range	Number of Ads	Wtd Avg Price	% Marked Local
FRUIT														
Apples	Gala/Royal Gala	2 lb bag	4.99	34	4.99									
Apples	Gala/Royal Gala	per lb	1.49 - 1.99	377	1.56					0.99	7	0.99		
Apples	Granny Smith	per lb	1.99	53	1.99		1.99	3	1.99					
Apples	Honeycrisp	2 lb bag	4.99	75	4.99									
Apples	Honeycrisp	per lb	1.99	7	1.99		1.98	52	1.98					
Apricots		per lb	4.43	122	4.43		3.99	86	3.99	3.99	67	3.99		
Bananas		per lb	0.88 - 0.99	72	0.94					0.79 - 0.89	41	0.86		
Blackberries		5.6-6 oz package	3.99 - 4.99	234	4.68		4.79 - 4.99	440	4.82					
Blueberries		1 pint (11-12 oz cntr w/ lid)	3.99 - 4.99	842	4.27		3.50 - 4.26	1407	4.23	3.97 - 4.36	917	4.35		
Blueberries		18 oz package	6.99	413	6.99									
Blueberries		6 oz package	3.99	34	3.99		4.79	366	4.79	2.99	14	2.99		
Cantaloupes		each	5.99	9	5.99		3.50	86	3.50	3.50	67	3.50		
Cherries	Red Varieties	per lb	3.99 - 5.54	314	4.62		3.98 - 4.99	1347	4.94	4.99	67	4.99		
Grapes	Black Seedless	per lb	2.48 - 4.10	131	3.99		2.48 - 3.69	138	3.23	3.69	67	3.69		
Grapes	Red Seedless	per lb	2.48 - 4.99	347	3.57		2.48 - 3.99	1421	3.06	1.99 - 3.99	249	3.50		
Grapes	White Seedless Type	per lb	2.48 - 4.99	322	3.54		2.48 - 3.99	1421	3.06	1.99 - 3.99	273	3.54	5	
Kiwifruit	Yellow Flesh	1-lb containers with lids	4.98 - 7.99	199	7.85		4.50	52	4.50					
Lemons		2 lb bag	4.99	7	4.99									
Mangoes	Round Varieties	each	1.99 - 2.00	53	2.00									
Nectarines	Various Yellow Flesh Varieties	per lb	3.88 - 4.49	355	3.97		3.49 - 3.88	1281	3.52	3.49	67	3.49		
Oranges	Valencia	per lb	1.99	8	1.99									
Peaches	Various Yellow Flesh Varieties	per lb	3.99	217	3.99		3.49 - 4.99	1229	3.53					
Plums	Interspecific Type	per lb					3.49	1195	3.49					
Raspberries		6 oz package	3.99 - 4.99	234	4.68									
Strawberries		1 lb package	2.77 - 5.99	1367	4.01		3.50 - 4.79	1699	4.12	3.50 - 3.99	118	3.71		
Strawberries		2 lb package								5.99	39	5.99		
Tangerines/Mandarins		2 lb bag	4.99	9	4.99									
Watermelons	Red Flesh Seedless Miniature	each	4.99	122	4.99		4.49	86	4.49	4.49	67	4.49		
POTATOES & ONIONS														
Onions, Dry	YELLOW	3 lb bag	3.99	8	3.99									
Onions, Dry	YELLOW MARKED SWEET	per lb					1.28	187	1.28					
Potatoes	ROUND RED	3 lb bag								3.49	20	3.49		
Potatoes	ROUND WHITE	3 lb bag								3.49	20	3.49		

Wtd Avg - Simple weighted average



Commodity	Variety	Unit	NORTHEAST U.S.				SOUTHEAST U.S.				MIDWEST U.S.				
			Price Range	Number of Ads	Wtd Avg Price	% Marked Local	Price Range	Number of Ads	Wtd Avg Price	% Marked Local	Price Range	Number of Ads	Wtd Avg Price	% Marked Local	
Potatoes	RUSSET	per lb										1.49	13	1.49	
VEGETABLES															
Asparagus	GREEN	per lb					2.99	463	2.99			2.99 - 3.48	575	3.00	
Broccoli		per bunch	3.99	54	3.99										
Broccoli	BABY HYBRID TYPE	per bunch	3.32	122	3.32		2.99	86	2.99			2.99	67	2.99	
Broccoli	CROWN CUT	per lb	5.99	322	5.99										
Carrots		1 lb bag					1.50	40	1.50						
Carrots		per lb										1.29	13	1.29	
Carrots	BABY PEELED	1 lb bag	2.00 - 2.99	225	2.84		2.00	3	2.00			1.50 - 1.99	75	1.82	
Carrots	BABY PEELED	2 lb bag										2.50	6	2.50	
Cauliflower		each	3.99 - 4.99	25	4.35										
Celery		each	1.99	9	1.99							1.98	9	1.98	
Celery	HEARTS	per package	3.99	20	3.99										
Cilantro		per bunch	1.49	9	1.49		1.68	187	1.68			1.29	22	1.29	
Corn-Sweet		each	0.49	7	0.49										
Kale		per bunch										1.50	7	1.50	
Kale		per lb										1.50	22	1.50	
Lettuce	Green Leaf	each	2.99	413	2.99							1.50	22	1.50	
Lettuce	Iceberg	each	3.99	9	3.99							1.99	22	1.99	
Lettuce	Red Leaf	each										1.50 - 1.99	35	1.68	
Lettuce	Romaine	each	2.49 - 2.99	429	2.97										
Lettuce	Romaine (Hearts)	3 count	3.99 - 5.49	323	4.03		3.99	14	3.99			3.99	22	3.99	
Mushrooms	CREMINI	8 oz package	3.99	15	3.99										
Mushrooms	WHITE	8 oz package	3.99	55	3.99							2.00	60	2.00	
Onions, Green		per bunch	0.99	15	0.99		0.99	3	0.99						
Peppers (Bell Type)	GREEN	each	2.49	8	2.49										
Peppers (Bell Type)	GREEN	per lb	2.49	8	2.49										
Radishes		per bunch										1.50	29	1.50	
Salad (Mixed Types)		1 lb package					5.99	74	5.99			4.99 - 5.99	30	5.76	
Salad (Mixed Types)		10-12 oz package	5.99	20	5.99							4.77 - 5.99	58	5.17	
Salad (Mixed Types)		5-9 oz package	2.99 - 3.99	355	3.63		3.99	74	3.99			3.29 - 4.99	466	3.54	
Spinach		per bunch										1.99	22	1.99	
Squash	Zucchini	per lb										1.99	45	1.99	
Tomatoes		per lb	2.99	190	2.99							2.49	13	2.49	
Tomatoes	Cherry Type	10 oz package										1.50	22	1.50	
Tomatoes	GRAPE TYPE	1 pint package	2.50 - 3.49	261	2.99		2.99	14	2.99						
Tomatoes	GRAPE TYPE	10 oz package										1.50	22	1.50	
Tomatoes	VINE RIPES - Greenhouse	per lb	2.49	7	2.49										

Wtd Avg - Simple weighted average



Commodity	Variety	Unit	NORTHEAST U.S.				SOUTHEAST U.S.				MIDWEST U.S.			
			Price Range	Number of Ads	Wtd Avg Price	% Marked Local	Price Range	Number of Ads	Wtd Avg Price	% Marked Local	Price Range	Number of Ads	Wtd Avg Price	% Marked Local
Tomatoes	VINE RIPES - ON THE VINE - Greenhouse	per lb	2.99	16	2.99					1.99	14	1.99		
OTHER SPECIALTY CROP ITEMS														
Hemp (Seed) Oil		16 oz					16.99	52	16.99					
Hemp Seeds Shelled		12 oz	12.79 - 14.99	139	13.03		14.99	52	14.99		12.23	67	12.23	
Hemp Seeds Shelled		16 oz	14.99	9	14.99		14.99	52	14.99					
Hemp Seeds Shelled		7 oz	9.39 - 11.99	552	9.63		10.79 - 11.99	126	11.29		9.17	67	9.17	

Wtd Avg - Simple weighted average



Commodity	Variety	Unit	SOUTH CENTRAL U.S.				SOUTHWEST U.S.				NORTHWEST U.S.			
			Price Range	Number of Ads	Wtd Avg Price	% Marked Local	Price Range	Number of Ads	Wtd Avg Price	% Marked Local	Price Range	Number of Ads	Wtd Avg Price	% Marked Local
FRUIT														
Apples	Honeycrisp	per lb	1.98	107	1.98		1.98	184	1.98		1.98	4	1.98	
Apricots		per lb	4.43	75	4.43		3.99 - 4.43	117	4.40		4.43	22	4.43	
Avocados	Hass	each	2.49	68	2.49		0.99 - 2.29	385	1.98		2.98 - 3.00	142	2.99	
Avocados	Hass-Marked Extra Large	each									2.50	19	2.50	
Bananas		per lb	0.79	92	0.79		0.79	23	0.79		0.79	26	0.79	
Blackberries		5.6-6 oz package	4.79	29	4.79		4.99	154	4.99					
Blueberries		1 pint (11-12 oz cntr w/ lid)	3.50 - 4.46	1328	4.38		3.50 - 5.99	696	4.16		3.50 - 4.99	209	3.85	3
Blueberries		18 oz package	4.99	148	4.99						4.99	62	4.99	
Blueberries		6 oz package	4.79	29	4.79		2.50 - 4.99	186	4.45		2.99	23	2.99	
Cantaloupes		each	3.89	75	3.89									
Cantaloupes		per lb					0.80 - 0.99	16	0.93					
Cherries	Red Varieties	per lb	3.98 - 5.54	182	4.62		3.98 - 5.54	293	4.56		3.98 - 4.99	135	4.96	97
Grapes	Black Seedless	per lb	2.48 - 4.10	182	3.15		2.48 - 4.10	293	3.08		2.49 - 4.10	42	3.90	
Grapes	Red Seedless	per lb	2.48 - 4.10	182	3.15		1.50 - 4.99	372	3.24		2.48 - 4.99	79	4.09	
Grapes	White Seedless Type	per lb	2.28 - 4.10	199	3.07		1.50 - 4.99	352	3.25		2.49 - 4.99	79	4.09	
Honeydews		per lb									1.49	16	1.49	
Kiwifruit	Yellow Flesh	1-lb containers with lids	4.50	107	4.50		4.50	184	4.50		4.50	4	4.50	
Lemons		2 lb bag					5.99	14	5.99					
Mangoes	Round Varieties	each	2.99	68	2.99		1.69 - 2.50	39	2.23		1.00 - 3.00	20	2.60	
Mangoes	Yellow Varieties	each									2.00	16	2.00	
Nectarines	Various White Flesh Varieties	per lb									4.99	16	4.99	
Nectarines	Various Yellow Flesh Varieties	per lb	3.88	75	3.88		3.88 - 4.49	125	3.96		3.88 - 4.99	38	4.35	
Peaches	Various White Flesh Varieties	per lb									4.99	16	4.99	
Peaches	Various Yellow Flesh Varieties	per lb					2.99 - 4.49	69	3.34		4.99	16	4.99	
Pineapples		per lb					1.49	13	1.49					
Plums		per lb					3.49	26	3.49					
Plums	Interspecific Type	per lb									3.99	11	3.99	
Raspberries		6 oz package					3.99 - 4.99	410	4.37					
Strawberries		1 lb package	3.50 - 4.99	306	4.18		3.50 - 5.99	747	4.65		1.98 - 5.99	211	4.65	
Strawberries		2 lb package	4.99 - 5.99	209	5.28						4.99	1	4.99	
Watermelons	Red Flesh Seedless Miniature	each	4.99	75	4.99		4.99	109	4.99		4.99	22	4.99	
Watermelons	Red Flesh Seedless Type	per lb					0.79	11	0.79		0.99	32	0.99	
POTATOES & ONIONS														
Onions, Dry	YELLOW	per lb					1.99	8	1.99					

Wtd Avg - Simple weighted average



Commodity	Variety	Unit	SOUTH CENTRAL U.S.				SOUTHWEST U.S.				NORTHWEST U.S.			
			Price Range	Number of Ads	Wtd Avg Price	% Marked Local	Price Range	Number of Ads	Wtd Avg Price	% Marked Local	Price Range	Number of Ads	Wtd Avg Price	% Marked Local
Potatoes	RUSSET	per lb	1.49	92	1.49		0.42 - 1.49	28	1.30		1.49	26	1.49	
VEGETABLES														
Asparagus	GREEN	per lb	2.99	148	2.99						2.99	124	2.99	
Broccoli		per bunch					2.99	146	2.99					
Broccoli	BABY HYBRID TYPE	per bunch	3.32	75	3.32		3.32	109	3.32		3.32	22	3.32	
Carrots		per lb	1.29	92	1.29		1.29	23	1.29		1.29	26	1.29	
Carrots	BABY PEELED	1 lb bag	2.29	27	2.29		1.98 - 2.99	166	2.87					
Cauliflower		per lb									1.99	7	1.99	
Celery	HEARTS	per package									3.99	23	3.99	
Cilantro		per bunch					1.49	146	1.49					
Kale		per bunch					1.67 - 2.98	142	2.80	85				
Lettuce	Boston - Greenhouse	each					3.99	8	3.99					
Lettuce	Green Leaf	each	1.99	92	1.99		1.99 - 2.99	169	2.85		1.99 - 3.49	82	2.40	8
Lettuce	Iceberg	each					2.99	146	2.99					
Lettuce	Red Leaf	each	1.99	92	1.99		1.99 - 2.99	169	2.85		1.99 - 3.49	82	2.40	8
Lettuce	Romaine	each					1.99 - 2.99	210	2.69		2.00	17	2.00	
Lettuce	Romaine (Hearts)	3 count	3.99	36	3.99		5.99	14	5.99					
Mixed Mini Sweet Peppers		1 lb package					3.99	26	3.99					
Mushrooms	CREMINI	8 oz package	2.00	5	2.00		2.99	8	2.99		2.50	11	2.50	
Mushrooms	WHITE	8 oz package	2.00	5	2.00		2.99	8	2.99		2.50	11	2.50	
Onions, Green		per bunch					0.69 - 1.49	199	1.28					
Peppers (Bell Type)	ORANGE	each	2.50	95	2.50						2.50	11	2.50	
Peppers (Bell Type)	RED	each	2.50	95	2.50						2.50	11	2.50	
Peppers (Bell Type)	YELLOW	each	2.50	95	2.50									
Peppers (Bell Type)	YELLOW	per lb									2.50	11	2.50	
Salad (Mixed Types)		1 lb package					4.98 - 5.98	28	5.69		4.98	17	4.98	
Salad (Mixed Types)		10-12 oz package	5.98	9	5.98		4.99	26	4.99	100				
Salad (Mixed Types)		5-9 oz package	2.98 - 3.34	173	3.12		2.99 - 3.99	82	3.19		3.50 - 4.49	152	3.93	
Spinach	FLAT TYPE	5-7 oz package	3.00	31	3.00		3.99	16	3.99		3.98	6	3.98	
Squash	Yellow Crookneck/Straightneck	per lb					2.49	146	2.49		2.48	21	2.48	
Squash	Zucchini	per lb					2.49	146	2.49		1.99 - 2.48	28	2.36	
Swiss Chard		per bunch					2.29	8	2.29	100				
Tomatoes		per lb	2.49	92	2.49		2.49 - 2.99	31	2.62		2.49	26	2.49	
Tomatoes	Cherry Type	1 pint package					2.00	8	2.00					
Tomatoes	GRAPE TYPE	1 pint package					1.99 - 2.00	81	1.99					

Wtd Avg - Simple weighted average



Commodity	Variety	Unit	SOUTH CENTRAL U.S.				SOUTHWEST U.S.				NORTHWEST U.S.			
			Price Range	Number of Ads	Wtd Avg Price	% Marked Local	Price Range	Number of Ads	Wtd Avg Price	% Marked Local	Price Range	Number of Ads	Wtd Avg Price	% Marked Local
Tomatoes	Plum Type (Roma)	per lb					1.69	53	1.69					
Tomatoes	Vine Ripes - Heirloom Varieties - Greenhouse	per lb									4.99	11	4.99	
Tomatoes	VINE RIPES - ON THE VINE - Greenhouse	per lb					3.99	358	3.99					

OTHER SPECIALTY CROP ITEMS

Hemp (Seed) Oil		16 oz					16.99	184	16.99		16.99	4	16.99
Hemp Seeds Shelled		12 oz					13.59 - 15.99	402	14.88		13.59 - 14.99	26	13.81
Hemp Seeds Shelled		16 oz					14.99	184	14.99		14.99	4	14.99
Hemp Seeds Shelled		7 oz					9.69 - 11.99	293	11.13		9.99 - 11.99	48	10.62

Wtd Avg - Simple weighted average



Commodity	Variety	Unit	ALASKA U.S.				HAWAII U.S.			
			Price Range	Number of Ads	Wtd Avg Price	% Marked Local	Price Range	Number of Ads	Wtd Avg Price	% Marked Local
FRUIT										
Apples	Honeycrisp	2 lb bag	5.99	11	5.99					
Apples	Honeycrisp	per lb	2.19	1	2.19					
Apples, Processed	Juice	64 oz (1/2 gallon)	4.50	1	4.50					
Apricots		per lb	3.98	3	3.98		6.21	4	6.21	
Avocados	Hass	each					2.50	23	2.50	
Cantaloupes		per lb	1.28	3	1.28					
Cherries	Red Varieties	per lb					7.76	4	7.76	
Grapes	Black Seedless	per lb					5.74	4	5.74	
Grapes	Red Seedless	per lb					5.74	4	5.74	
Grapes	White Seedless Type	per lb					5.74	4	5.74	
Honeydews		each	5.99	11	5.99					
Honeydews		per lb	1.28 - 5.99	14	4.98					
Nectarines	Various Yellow Flesh Varieties	per lb					5.43	4	5.43	
Oranges	Valencia	per lb	2.59	1	2.59					
Strawberries		1 lb package					5.45	4	5.45	
Watermelons	Red Flesh Seedless Miniature	each					6.98	4	6.98	
VEGETABLES										
Asparagus	GREEN	per lb	3.99	11	3.99					
Broccoli		per bunch					3.99	23	3.99	
Broccoli	BABY HYBRID TYPE	per bunch					4.65	4	4.65	
Cauliflower		per lb	1.98	3	1.98					
Cucumbers		each	1.79	1	1.79					
Mixed Mini Sweet Peppers		1 lb package	3.58	3	3.58					
Onions, Green		per bunch	1.29	1	1.29					
Salad (Mixed Types)		5-9 oz package					4.99 - 6.99	27	6.69	
Tomatoes	VINE RIPES - Greenhouse	per lb					4.99	23	4.99	
OTHER SPECIALTY CROP ITEMS										
Hemp Seeds Shelled		12 oz					17.59 - 18.39	8	17.99	
Hemp Seeds Shelled		7 oz					12.69	4	12.69	

Wtd Avg - Simple weighted average

REGIONAL DEFINITIONS

As used in this report, regions include the following states:	
NORTHEAST U.S.	Connecticut, Delaware, Massachusetts, Maryland, Maine, New Hampshire, New Jersey, New York, Pennsylvania, Rhode Island and Vermont
SOUTHEAST U.S.	Alabama, Florida, Georgia, Mississippi, North Carolina, South Carolina, Tennessee, Virginia and West Virginia
MIDWEST U.S.	Iowa, Illinois, Indiana, Kentucky, Michigan, Minnesota, North Dakota, Nebraska, Ohio, South Dakota and Wisconsin
SOUTH CENTRAL U.S.	Arkansas, Colorado, Kansas, Louisiana, Missouri, New Mexico, Oklahoma, and Texas
SOUTHWEST U.S.	Arizona, California, Nevada and Utah
NORTHWEST U.S.	Idaho, Montana, Oregon, Washington, and Wyoming
ALASKA	Alaska
HAWAII	Hawaii
NATIONAL	Continental United States

1 -- Specialty Crops Market News surveys nearly 271 retailers, comprising over 29,700 individual stores, with online weekly advertised features.

2 -- Date range reflects one week of data collection ending on the report date and encompassing ad pricing good from the Saturday before the report release date through the following Friday.