



Advertised Prices for Specialty Crops Products at Major Retail Supermarket Outlets ending during the period of 6/29/2024 to 7/11/2024

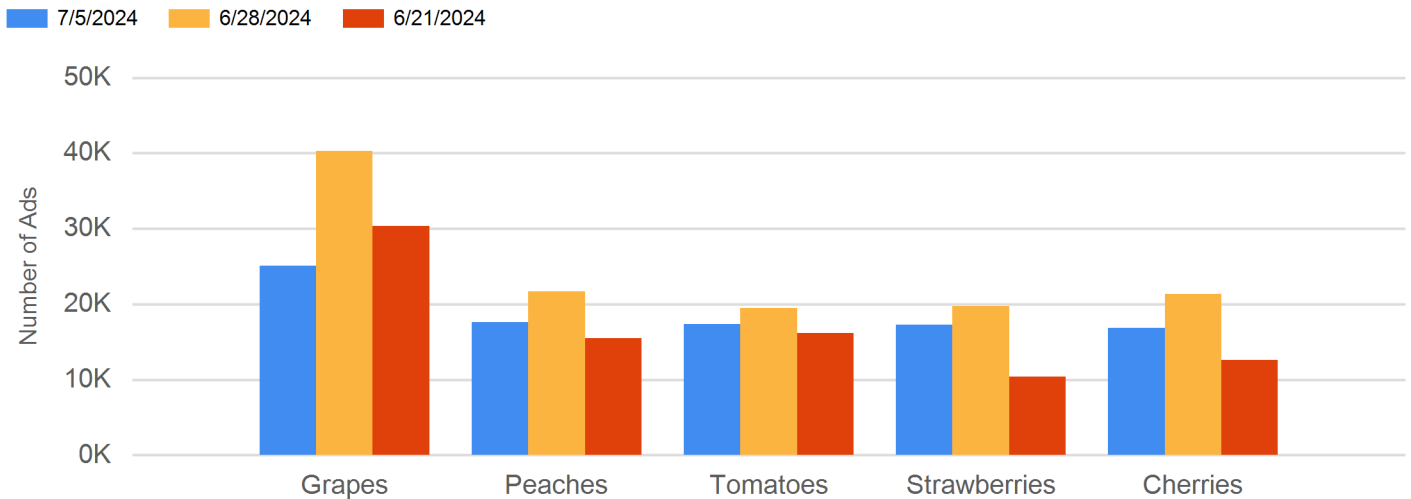
Hot Deals for a Hot Summer

As expected, ad numbers were down after the big Independence Day sales week. Many retailers opted to extend their ads through July 4 in lieu of beginning a fresh ad cycle, while others released new flyers with a decreased number of ads. Nonetheless, retailers were offering sizzling deals this week. Watermelons, cantaloupes, peaches, nectarines, plums, cherries, strawberries, Honeycrisp apples, and avocados were just a few of the heavily advertised options for cooling off with refreshing fruit. Vegetables were also popular, especially grill-friendly items that could be prepared outside of hot kitchens such as corn, bell peppers, eggplants, tomatoes, potatoes, cucumbers, and lettuce. Many flyers contained patriotic-themed bakery, floral, and decorative items.

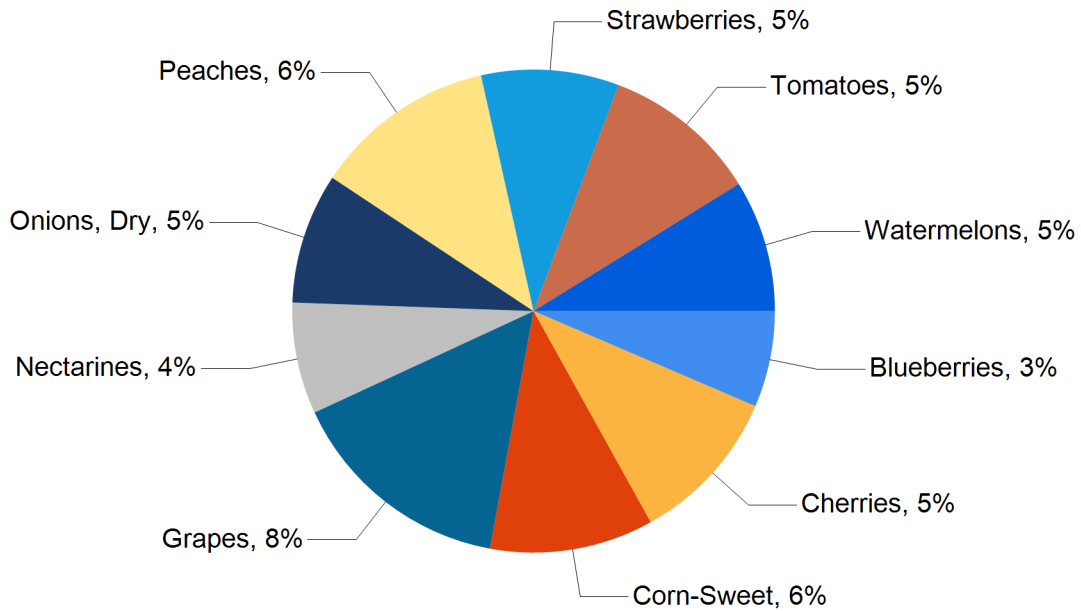
Total ad numbers this week were 304,346, a 22% decrease from last week's total of 389,102. The total for the same week last year was 7% lower at 284,084. The total number of ads broken out by commodity groups: fruit 187,358 (62% of all ads), onions and potatoes 18,173 (6%), vegetables 94,971 (31%), herbs 1,029, ornamentals 369, and hemp 3,475. The number of ads for organic produce was 47,252, 16% of total ads.

The following are the prices of major advertised items (3,000 plus ads) this week, compared to the same week last year. Significant increases in price for fruit this week included white peaches and yellow nectarines, both at 11%. Significant decreases included Honeycrisp apples (per lb.) at 26%, yellow peaches at 16%, plums at 15%, seedless watermelons at 14%, strawberries (1 lb.) at 13%, and black seedless grapes at 10%. Significant changes in price for potatoes and onions included only an 18% decrease for Russet potatoes (5 lb.). Significant increases in price for vegetables this week included only asparagus at 11%. Significant decreases included only on-the-vine tomatoes at 19%.

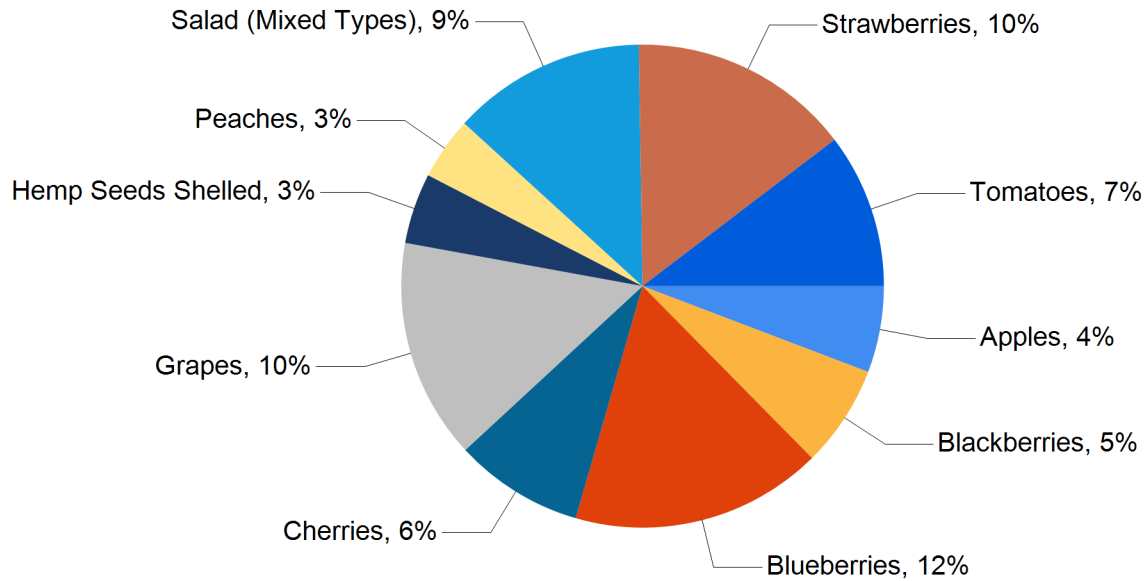
Top 5 Commodities Featured This Week



Top 10 Commodities as Percentage of Total Conventional Ads

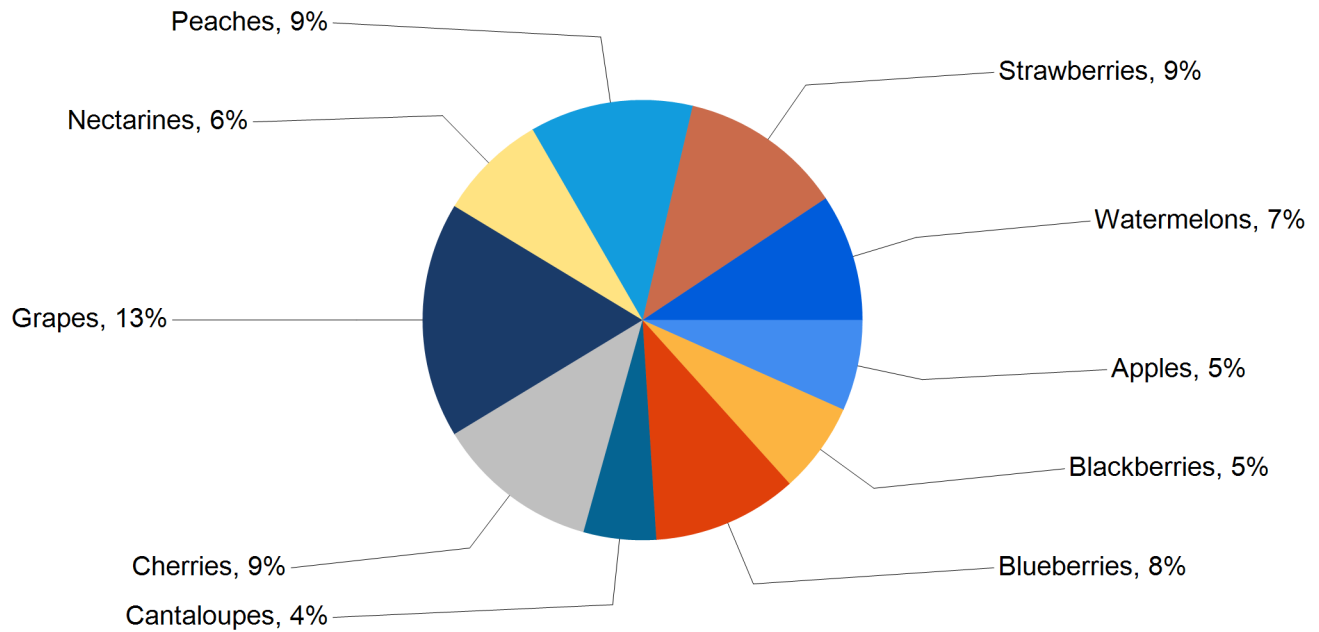


Top 10 Commodities as Percentage of Total Organic Ads

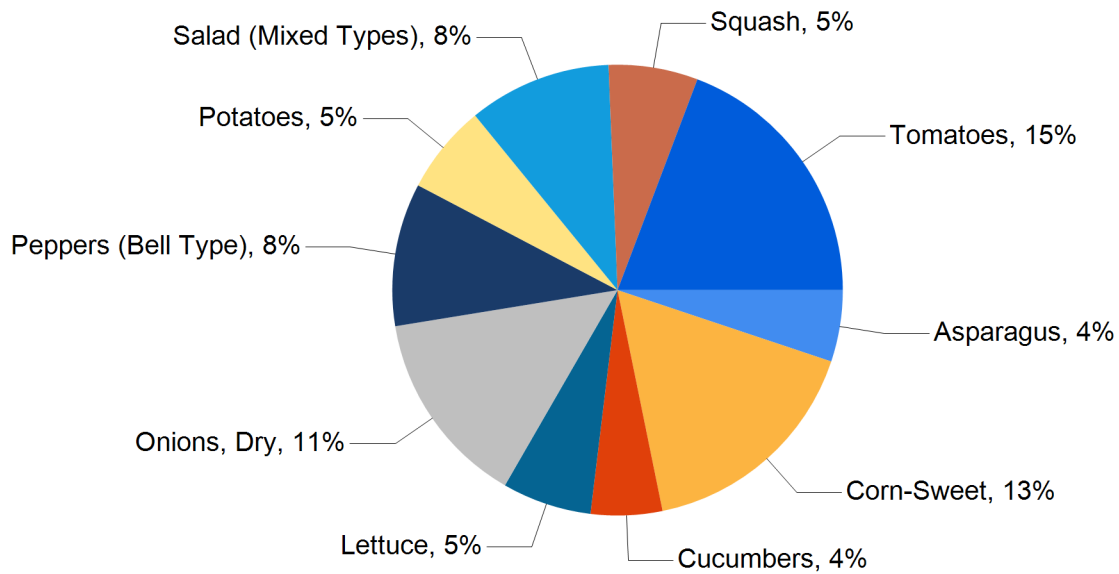


Wtd Avg - Simple weighted average

Top 10 Fruits as Percentage of Total Fruit Ads



Top 10 Vegetables as Percentage of Total Vegetable Ads Including Onions and Potatoes



Wtd Avg - Simple weighted average



NATIONAL CONVENTIONAL SUMMARY

(not including AK & HI)

Fruit								
Commodity	Variety	Unit	THIS WEEK		LAST WEEK		LAST YEAR	
			Number of Ads	Wtd Avg Price	Number of Ads	Wtd Avg Price	Number of Ads	Wtd Avg Price
Apples	Envy	per lb	81	1.98	81	1.98		
Apples	Fuji	2 lb bag	272	3.00				
Apples	Fuji	3 lb bag	55	3.50	2,437	3.38	62	2.66
Apples	Fuji	per lb	362	1.19	272	1.72	977	2.00
Apples	Gala/Royal Gala	3 lb bag	520	3.01	371	3.09	214	3.34
Apples	Gala/Royal Gala	per lb	789	1.89	20	1.49	795	1.84
Apples	Golden Delicious	per lb	27	1.28	7	0.69		
Apples	Granny Smith	3 lb bag	150	2.54	69	3.50		
Apples	Granny Smith	per lb	405	1.84	277	1.78	343	1.98
Apples	Honeycrisp	2 lb bag	33	1.99	1,894	1.85		
Apples	Honeycrisp	3 lb bag	197	5.99	14	5.99		
Apples	Honeycrisp	per lb	3,452	1.87	5,206	1.85	1,834	2.52
Apples	Pink Lady/Cripps Pink	per lb	16	1.52	351	1.49	701	2.04
Apples	Red Delicious	3 lb bag	131	3.99	71	2.99	127	3.83
Apples	Red Delicious	5 lb bag	46	4.98	46	4.98		
Apples	Red Delicious	per lb	132	1.14	192	0.94	71	1.64
Apples, Processed	Juice	128 oz (1 gallon)	8	7.99			38	6.99
Apples, Processed	Juice	64 oz (1/2 gallon)	2,197	2.58	3,891	2.80	3,311	2.52
Apples, Processed	Juice Marked Cider	64 oz (1/2 gallon)	125	2.75	345	3.43	295	2.35
Apricots		per lb	425	3.22	515	3.79	597	3.86
Avocados	Hass	each	4,199	0.96	3,618	1.00	6,971	1.02
Avocados	Hass-Marked Extra Large	each	538	1.53	261	2.15		
Avocados	Hass-Marked Large	each	177	1.31	325	1.18		
Avocados	Hass-Marked Medium	each	93	1.31	405	1.52		
Avocados	Various Greenskin Varieties	each	1,222	3.02	1,751	2.89		
Bananas		per lb	811	0.45	556	0.50	267	0.58
Blackberries		1 pint (11-12 oz cntr w/ lid)	259	5.40	778	5.69		
Blackberries		5.6-6 oz package	6,591	2.70	4,711	2.20	6,152	2.61
Blueberries		1 pint (11-12 oz cntr w/ lid)	6,119	2.87	8,023	2.59		
Blueberries		18 oz package	1,640	4.81	5,740	4.25	1,554	4.15
Blueberries		6 oz package	855	2.48	1,433	2.41	1,539	2.71
Cactus Pears		each	266	0.33	271	0.33	71	0.44
Cactus Pears		per lb	9	0.99			9	0.99

Wtd Avg - Simple weighted average



National Retail Report - Specialty Crops
 Friday, July 5, 2024 - Page 5

Commodity	Variety	Unit	THIS WEEK		LAST WEEK		LAST YEAR	
			Number of Ads	Wtd Avg Price	Number of Ads	Wtd Avg Price	Number of Ads	Wtd Avg Price
Cantaloupes		each	6,278	3.26	11,072	2.90	4,693	3.11
Cantaloupes		per lb	989	0.50	468	0.92	644	0.74
Cherries	Rainier	per lb	2,246	5.96	3,392	5.92	2,636	5.47
Cherries	Red Varieties	per lb	11,725	3.32	15,623	3.05	10,943	3.36
Clementines		3 lb bag	435	5.15	74	5.73	516	4.15
Grapefruit	RED	each	7	0.89			132	1.04
Grapes	Black Seedless	per lb	3,529	1.95	7,373	1.99	2,811	2.16
Grapes	Red Globe Seeded Type	per lb	123	2.21	107	2.59	42	1.29
Grapes	Red Seedless	per lb	8,147	2.05	14,385	2.06	7,477	2.13
Grapes	White Seedless Type	per lb	8,441	2.03	12,237	2.18	9,211	2.23
Honeydews		each	935	4.11	1,388	2.71	42	3.82
Honeydews		per lb	132	0.88	14	0.81	398	0.88
Kiwifruit	Hayward	1-lb containers with lids	307	4.39	156	4.74		
Kiwifruit	Hayward	2-lb containers with lids	122	5.99	8	4.99		
Kiwifruit	Hayward	each	84	0.58	373	0.57	468	0.48
Kiwifruit	Yellow Flesh	1-lb containers with lids	1,401	4.23	422	4.89		
Lemons		1 lb bag	37	2.49	59	2.49		
Lemons		2 lb bag	739	3.81	314	3.82	195	3.44
Lemons		3 lb bag	65	3.99	65	3.99		
Lemons		each	1,644	0.56	1,815	0.62	648	0.60
Lemons		per lb	118	0.88	76	0.99	121	0.69
Limes		each	1,481	0.43	2,597	0.46	1,186	0.44
Limes		per lb	81	1.02	120	1.13	201	0.75
Mangoes	Round Varieties	each	5,301	0.93	4,383	1.29		
Mangoes	Round Varieties Marked Extra Large	each	301	1.77	361	1.70		
Mangoes	Round Varieties Marked Large	each	1,519	1.33	517	0.92		
Mangoes	Yellow Varieties	each	710	1.05	2,648	1.30		
Nectarines	Various White Flesh Varieties	per lb	3,561	2.78	3,650	2.53	4,414	2.63
Nectarines	Various Yellow Flesh Varieties	per lb	6,376	2.44	7,956	2.45	10,364	2.20
Oranges	Navel	3 lb bag	376	5.48	405	4.99	460	4.89
Oranges	Navel	4 lb bag	11	4.99	22	4.99	182	5.08
Oranges	Navel	each	1,042	1.00	872	0.98	1,308	0.95
Oranges	Navel	per lb	870	1.48	490	1.32	750	1.18
Oranges	Valencia	per lb	110	0.95	71	0.72	82	0.86
Papaya	Maradol/Tainung Types	per lb	1,000	1.38	455	1.24	674	0.96
Peaches	Various White Flesh Varieties	per lb	3,765	2.79	4,015	2.54	4,647	2.51

Wtd Avg - Simple weighted average



Commodity	Variety	Unit	THIS WEEK		LAST WEEK		LAST YEAR	
			Number of Ads	Wtd Avg Price	Number of Ads	Wtd Avg Price	Number of Ads	Wtd Avg Price
Peaches	Various Yellow Flesh Varieties	per lb	12,491	1.90	16,119	2.24	10,176	2.27
Pears	Bartlett	per lb	168	1.67	74	1.93	14	1.99
Pears	Bosc	per lb	7	1.79	16	1.86		
Pineapples		each	2,183	2.90	1,471	2.69	3,090	2.73
Pineapples		per lb	231	0.81	205	0.71	444	0.65
Plums		per lb	3,602	2.39	2,716	2.63	2,329	2.82
Plums	Interspecific Type	per lb	2,190	2.43	1,583	2.93	2,343	2.93
Pomegranates		each	7	5.99				
Raspberries		1 pint (11-12 oz cnr w/ lid)	226	5.41	285	6.28		
Raspberries		6 oz package	3,369	2.76	2,187	2.71		
Strawberries		1 lb package	9,784	2.63	10,963	2.36	4,330	3.02
Strawberries		1 pint (11-12 oz cnr w/ lid)	104	3.50	122	3.57		
Strawberries		2 lb package	2,450	4.56	3,920	4.79	2,137	4.98
Tangerines/Mandarins		2 lb bag	120	4.37	428	4.85	153	3.68
Tangerines/Mandarins		3 lb bag	424	5.62	1,169	5.05	2,275	3.94
Tangerines/Mandarins		each	31	0.20				
Watermelons	Red Flesh Seeded Type	each	100	6.10	3,237	6.94	17	6.93
Watermelons	Red Flesh Seeded Type	per lb	62	0.24	69	0.48	75	0.26
Watermelons	Red Flesh Seedless Miniature	each	2,284	3.60	3,274	4.21	1,331	4.05
Watermelons	Red Flesh Seedless Type	each	8,168	4.59	17,069	4.66	4,049	5.35
Watermelons	Red Flesh Seedless Type	per lb	1,159	0.44	1,281	0.51	528	0.60

Potatoes & Onions

Commodity	Variety	Unit	THIS WEEK		LAST WEEK		LAST YEAR	
			Number of Ads	Wtd Avg Price	Number of Ads	Wtd Avg Price	Number of Ads	Wtd Avg Price
Onions, Dry	RED	2 lb bag	173	2.03			37	2.99
Onions, Dry	RED	per lb	1,406	1.92	392	1.65	259	1.15
Onions, Dry	WHITE	2 lb bag	175	1.72	42	0.99		
Onions, Dry	WHITE	5 lb bag	11	3.00	84	3.86		
Onions, Dry	WHITE	per lb	2,657	1.20	1,030	0.88	1,072	0.84
Onions, Dry	YELLOW	2 lb bag	239	1.87	80	1.72	114	1.70
Onions, Dry	YELLOW	3 lb bag	459	2.96	994	2.85	493	2.42
Onions, Dry	YELLOW	per lb	657	0.95	804	0.89	434	0.90
Onions, Dry	YELLOW MARKED SWEET	2 lb bag	189	2.48	902	2.53	206	2.61
Onions, Dry	YELLOW MARKED SWEET	3 lb bag	515	3.52	2,333	3.69	822	4.05
Onions, Dry	YELLOW MARKED SWEET	5 lb bag	1,311	4.93	1,311	4.16	318	4.99
Onions, Dry	YELLOW MARKED SWEET	per lb	3,875	1.21	2,441	1.26	2,714	1.23

Wtd Avg - Simple weighted average



Commodity	Variety	Unit	THIS WEEK		LAST WEEK		LAST YEAR	
			Number of Ads	Wtd Avg Price	Number of Ads	Wtd Avg Price	Number of Ads	Wtd Avg Price
Potatoes	ROUND RED	3 lb bag	268	2.64	65	2.91	288	3.03
Potatoes	ROUND RED	5 lb bag	265	3.60	910	3.47	558	3.82
Potatoes	ROUND RED	per lb	60	0.94	529	0.98	324	1.40
Potatoes	ROUND WHITE	per lb	63	0.79	63	0.86	13	1.29
Potatoes	RUSSET	10 lb bag	250	3.07	490	3.43	212	4.54
Potatoes	RUSSET	3 lb bag	86	1.23	47	1.42	8	2.00
Potatoes	RUSSET	5 lb bag	3,757	3.26	2,848	3.63	1,978	3.99
Potatoes	RUSSET	8 lb bag	195	3.65	725	3.96	59	5.11
Potatoes	RUSSET	per lb	695	0.84	532	0.72	297	1.14
Potatoes	YELLOW TYPE	10 lb bag	8	2.99	8	2.99		
Potatoes	YELLOW TYPE	3 lb bag	67	2.79	79	2.75	15	3.19
Potatoes	YELLOW TYPE	5 lb bag	192	3.71	774	3.50	1,485	3.28
Potatoes	YELLOW TYPE	per lb	49	0.81	126	0.68	62	0.93

Vegetables

Commodity	Variety	Unit	THIS WEEK		LAST WEEK		LAST YEAR	
			Number of Ads	Wtd Avg Price	Number of Ads	Wtd Avg Price	Number of Ads	Wtd Avg Price
Artichokes		each	276	2.45	7	4.99	837	2.83
Asparagus	GREEN	per lb	4,203	3.46	4,603	2.63	2,483	3.13
Beans	ROUND GREEN TYPE	12 oz bag	120	2.36	491	2.58		
Beans	ROUND GREEN TYPE	per lb	662	1.79	775	2.02	667	1.78
Beets		per bunch	43	2.45	47	2.48	17	1.97
Beets		per lb	31	0.86	70	1.28	51	0.95
Broccoli		per bunch	90	2.62	29	2.88	1,666	3.08
Broccoli		per lb	11	1.99	85	2.34	165	1.04
Broccoli	BABY HYBRID TYPE	per bunch	74	2.49				
Broccoli	CROWN CUT	per lb	826	1.99	1,450	1.65	2,682	1.77
Brussels Sprouts		1 lb bag	13	1.99	11	2.99		
Brussels Sprouts		per lb	1,534	3.15	8	2.49	1,342	2.85
Cabbage	RED TYPE	per lb	28	0.99	9	0.98	9	1.08
Cabbage	ROUND GREEN TYPE	per lb	1,337	0.69	5,379	0.70	2,103	0.78
Cactus Leaf (Nopales)		each	65	0.79			65	0.25
Cactus Leaf (Nopales)		per lb	224	0.95	217	0.89	67	1.36
Carrots		1 lb bag	492	0.95	128	1.72	1,008	1.17
Carrots		2 lb bag	79	2.19	86	2.29	101	1.79
Carrots		5 lb film bag	82	3.00	240	4.54		
Carrots		per bunch	20	2.00			8	2.99

Wtd Avg - Simple weighted average



Commodity	Variety	Unit	THIS WEEK		LAST WEEK		LAST YEAR	
			Number of Ads	Wtd Avg Price	Number of Ads	Wtd Avg Price	Number of Ads	Wtd Avg Price
Carrots		per lb	129	0.76	240	1.16	126	0.50
Carrots	BABY PEELED	1 lb bag	1,821	1.09	804	1.35	2,531	1.20
Carrots	BABY PEELED	2 lb bag	299	2.96	745	2.57	740	2.37
Cauliflower		each	601	2.49	741	2.89	825	3.03
Cauliflower		per lb	196	1.27	10	1.29	201	1.00
Celery		each	851	1.36	1,402	1.24	1,341	1.54
Chayote		each	34	1.00				
Cilantro		per bunch	670	0.63	4,943	0.63	848	1.01
Collards		per lb	20	0.99	18	0.99		
Corn-Sweet		each	9,711	0.40	11,966	0.38	2,030	0.44
Corn-Sweet		trays 4-5 ears film wrapped	4,875	3.38	6,420	3.37		
Cucumbers		each	1,573	0.72	2,655	0.89	4,512	0.74
Cucumbers	LONG SEEDLESS - Greenhouse	each	3,272	1.46	3,689	1.48	1,416	1.48
Eggplant		each	378	1.49	137	1.14	219	1.72
Eggplant		per lb	829	1.39	1,107	1.71	950	1.22
Garlic		per sleeve	234	1.46	87	1.53	182	1.25
Jalapeno Peppers		per lb	582	0.99	1,796	1.19	934	1.21
Kale		per bunch	18	1.78	18	1.78	325	1.74
Kale		per lb	20	0.99	18	0.99	46	1.49
Lettuce	Green Leaf	each	394	1.47	419	1.22	1,717	1.80
Lettuce	Green Leaf	per lb	245	1.99	177	1.78	883	1.91
Lettuce	Iceberg	each	1,866	1.39	4,611	1.69	1,275	1.63
Lettuce	Iceberg	per lb	36	1.49			112	2.87
Lettuce	Red Leaf	each	437	1.40	341	1.44	1,191	1.45
Lettuce	Red Leaf	per lb	245	1.99	112	1.66	883	1.91
Lettuce	Romaine	each	502	1.35	307	1.89	2,098	1.74
Lettuce	Romaine (Hearts)	3 count	995	3.09	889	3.28	1,301	3.21
Mixed Mini Sweet Peppers		1 lb package	1,275	3.54	533	2.87	247	3.40
Mushrooms	CREMINI	8 oz package	152	2.39	823	2.49		
Mushrooms	PORTOBELLA	6 oz package	774	3.40	568	3.08	1,110	2.40
Mushrooms	PORTOBELLA	8 oz package	78	2.99	41	2.50	36	2.91
Mushrooms	PORTOBELLA	per lb	23	4.99	18	4.99		
Mushrooms	WHITE	12 oz tray wrapped	1,195	3.00	78	2.29		
Mushrooms	WHITE	8 oz package	1,638	1.41	2,191	2.05	2,854	1.55
Onions, Green		per bunch	539	0.57	1,071	0.73	861	0.74
Peppers (Bell Type)	GREEN	each	1,572	0.97	6,141	0.84	2,742	0.85

Wtd Avg - Simple weighted average



Commodity	Variety	Unit	THIS WEEK		LAST WEEK		LAST YEAR	
			Number of Ads	Wtd Avg Price	Number of Ads	Wtd Avg Price	Number of Ads	Wtd Avg Price
Peppers (Bell Type)	GREEN	per lb	33	2.26	402	1.49	538	1.24
Peppers (Bell Type)	ORANGE - Greenhouse	each	32	1.50	937	2.05	36	1.46
Peppers (Bell Type)	ORANGE	each	1,793	1.72	1,487	1.55	2,180	1.46
Peppers (Bell Type)	ORANGE - Greenhouse	per lb	30	3.49	65	2.99	84	2.94
Peppers (Bell Type)	ORANGE	per lb	111	2.98	453	2.85	221	2.94
Peppers (Bell Type)	RED - Greenhouse	each	39	1.59	864	1.57	36	1.39
Peppers (Bell Type)	RED	each	2,037	1.58	1,632	1.41	2,524	1.39
Peppers (Bell Type)	RED - Greenhouse	per lb	30	3.49	65	2.99	76	2.54
Peppers (Bell Type)	RED	per lb	240	2.39	669	2.80	437	2.54
Peppers (Bell Type)	YELLOW - Greenhouse	each	32	1.50	864	2.05	36	1.45
Peppers (Bell Type)	YELLOW	each	2,305	1.58	1,565	1.57	2,197	1.45
Peppers (Bell Type)	YELLOW - Greenhouse	per lb	30	3.49	65	2.99	84	2.87
Peppers (Bell Type)	YELLOW	per lb	120	2.89	437	2.78	281	2.87
Radishes		1 lb bag	23	1.86	32	1.59	152	1.01
Radishes		per bunch	318	0.68	498	1.08	426	1.14
Salad (Mixed Types)		10-12 oz package	2,112	2.67	2,200	2.42	4,634	2.87
Salad (Mixed Types)		5-9 oz package	2,206	2.86	2,569	2.83	2,548	2.68
Serrano Peppers		per lb	16	0.98	49	1.62	65	0.99
Spinach		per bunch	39	1.76			274	0.85
Spinach	FLAT TYPE	5-7 oz package	390	2.62	4,858	2.23		
Spinach	FLAT TYPE	8-10 oz package	408	2.72	664	2.50		
Squash	GREY	per lb	347	0.91	347	1.02	304	0.84
Squash	Kabocha	per lb	8	0.99	26	0.94		
Squash	Yellow Crookneck/Straightneck	per lb	2,189	1.62	1,879	1.61	4,524	1.49
Squash	Zucchini	per lb	2,421	1.59	2,424	1.58	5,222	1.45
Sweet Potatoes		per lb	751	0.93	399	0.86	976	1.12
Swiss Chard		per bunch	18	2.99	9	2.98		
Tomatillos		per lb	565	0.98	685	0.95	539	0.84
Tomatoes		per lb	2,976	1.80	1,173	1.83	964	1.70
Tomatoes	Cherry Type	1 pint package	33	2.81	61	3.07	30	2.03
Tomatoes	Cherry Type	10 oz package	36	2.99	41	2.33		
Tomatoes	GRAPE TYPE	1 pint package	1,326	2.53	1,533	2.66	1,043	2.44
Tomatoes	GRAPE TYPE	10 oz package	418	2.51	4,025	2.31	489	2.36
Tomatoes	Plum Type (Roma)	per lb	2,112	1.49	5,180	1.02	3,145	1.19
Tomatoes	VINE RIPES - Greenhouse	per lb	1,145	1.38	669	1.79	913	1.75
Tomatoes	VINE RIPES	per lb	1,219	1.83	1,181	1.72	2,145	1.75
Tomatoes	Vine Ripes - Heirloom Varieties - Greenhouse	per lb	253	2.37	117	3.06	11	4.99

Wtd Avg - Simple weighted average



Commodity	Variety	Unit	THIS WEEK		LAST WEEK		LAST YEAR	
			Number of Ads	Wtd Avg Price	Number of Ads	Wtd Avg Price	Number of Ads	Wtd Avg Price
Tomatoes	VINE RIPES - ON THE VINE - Greenhouse	per lb	4,402	1.71	4,379	1.68	2,475	2.12

Other Specialty Crop Items

Commodity	Variety	Unit	THIS WEEK		LAST WEEK		LAST YEAR	
			Number of Ads	Wtd Avg Price	Number of Ads	Wtd Avg Price	Number of Ads	Wtd Avg Price
Hemp Protein		16 oz	343	17.67	249	18.68		
Hemp Seeds Shelled		8 oz	1,152	8.36	1,453	7.89		

Seasonal Items

Commodity	Variety	Unit	THIS WEEK		LAST WEEK		LAST YEAR	
			Number of Ads	Wtd Avg Price	Number of Ads	Wtd Avg Price	Number of Ads	Wtd Avg Price
Ornamentals	Rose, Hybrid Tea	bunched 12s	369	14.31	299	14.43	361	11.52

Wtd Avg - Simple weighted average



REGIONAL CONVENTIONAL DETAILS

Commodity	Variety	Unit	NORTHEAST U.S.				SOUTHEAST U.S.				MIDWEST U.S.			
			Price Range	Number of Ads	Wtd Avg Price	% Marked Local	Price Range	Number of Ads	Wtd Avg Price	% Marked Local	Price Range	Number of Ads	Wtd Avg Price	% Marked Local
FRUIT														
Apples	Fuji	2 lb bag	3.00	272	3.00									
Apples	Fuji	per lb	1.69 - 1.99	41	1.94		1.19	13	1.19		1.49	8	1.49	
Apples	Gala/Royal Gala	3 lb bag	2.79 - 3.00	358	2.95		2.79	90	2.79					
Apples	Gala/Royal Gala	per lb	1.49	11	1.49					1.48	130	1.48		
Apples	Golden Delicious	per lb	1.49	20	1.49									
Apples	Granny Smith	per lb	2.49	183	2.49		2.49	14	2.49	0.89 - 1.48	138	1.45		
Apples	Honeycrisp	3 lb bag	5.99	183	5.99		5.99	14	5.99					
Apples	Honeycrisp	per lb	1.49 - 1.89	801	1.60		1.39 - 2.49	887	1.97	0.99 - 1.99	930	1.89		
Apples	Pink Lady/Cripps Pink	per lb	1.69	7	1.69					1.38	9	1.38		
Apples	Red Delicious	3 lb bag	3.99	131	3.99									
Apples	Red Delicious	5 lb bag					4.98	46	4.98					
Apples	Red Delicious	per lb	1.49	20	1.49		0.98	26	0.98	1.38	9	1.38		
Apples, Processed	Juice	128 oz (1 gallon)	7.99	8	7.99									
Apples, Processed	Juice	64 oz (1/2 gallon)	1.99 - 4.99	1104	2.64		1.98 - 3.00	376	2.13	1.50 - 3.00	178	2.61		
Apples, Processed	Juice Marked Cider	64 oz (1/2 gallon)					2.50 - 3.99	17	3.73					
Apricots		per lb	3.49 - 4.99	191	3.55		3.49	14	3.49	1.99	22	1.99		
Avocados	Hass	each	0.69 - 2.00	1282	1.10		0.69 - 2.49	995	0.94	0.69 - 1.67	895	0.83		
Avocados	Hass-Marked Extra Large	each								1.25 - 1.29	351	1.28		
Avocados	Hass-Marked Large	each								0.99 - 1.67	151	1.20		
Avocados	Hass-Marked Medium	each								0.69	14	0.69		
Avocados	Various Greenskin Varieties	each					3.00	1195	3.00					
Bananas		per lb	0.59 - 0.69	36	0.66		0.49	34	0.49	0.29 - 0.39	443	0.36		
Blackberries		1 pint (11-12 oz cntr w/ lid)	4.99 - 5.99	155	5.14	15				3.48	9	3.48		
Blackberries		5.6-6 oz package	1.67 - 3.99	967	2.89		1.98 - 3.99	2343	3.11	0.99 - 3.50	1892	2.36		
Blueberries		1 pint (11-12 oz cntr w/ lid)	1.67 - 3.99	1272	2.77		1.67 - 3.99	2985	3.01	1.66 - 3.99	906	2.69		
Blueberries		18 oz package	3.49 - 5.99	689	4.49	1	5.99	380	5.99	3.99	95	3.99		
Blueberries		6 oz package	2.99	38	2.99		1.95 - 3.30	137	2.41	1.67 - 3.34	244	2.56		
Cantaloupes		each	2.49 - 3.99	1004	2.94	2	2.49 - 4.49	2510	3.42	2.48 - 3.99	878	3.03		
Cantaloupes		per lb								0.77 - 0.88	182	0.85		
Cherries	Rainier	per lb	4.99 - 6.99	355	5.86		5.98 - 6.66	577	6.09	2.99 - 6.99	487	6.26		
Cherries	Red Varieties	per lb	1.88 - 4.99	2492	3.41		1.99 - 4.99	3371	3.38	1.98 - 4.99	2219	3.06		
Clementines		3 lb bag	4.99 - 6.99	373	5.16		4.98 - 5.99	62	5.03					

Wtd Avg - Simple weighted average



National Retail Report - Specialty Crops
Friday, July 5, 2024 - Page 12

Commodity	Variety	Unit	NORTHEAST U.S.				SOUTHEAST U.S.				MIDWEST U.S.			
			Price Range	Number of Ads	Wtd Avg Price	% Marked Local	Price Range	Number of Ads	Wtd Avg Price	% Marked Local	Price Range	Number of Ads	Wtd Avg Price	% Marked Local
Grapes	Black Seedless	per lb	1.99 - 3.49	575	2.76		1.49 - 3.49	1019	2.13		0.96 - 2.99	1001	1.82	
Grapes	Red Globe Seeded Type	per lb	1.49	7	1.49		1.98 - 2.49	116	2.25					
Grapes	Red Seedless	per lb	1.29 - 4.99	1614	2.33		1.27 - 3.49	2610	2.24		0.96 - 3.99	1762	2.04	
Grapes	White Seedless Type	per lb	1.49 - 3.49	1266	2.44		1.27 - 3.49	3624	2.07		0.96 - 3.99	1652	2.01	
Honeydews		each	3.99 - 4.99	591	4.24		3.48	10	3.48		2.48 - 4.00	157	3.09	
Honeydews		per lb									0.77 - 0.79	41	0.78	
Kiwifruit	Hayward	1-lb containers with lids	3.99 - 4.99	307	4.39									
Kiwifruit	Hayward	each	0.80	34	0.80		0.40	34	0.40		0.50	16	0.50	
Kiwifruit	Yellow Flesh	1-lb containers with lids	3.99 - 5.99	279	4.62		3.99	945	3.99		3.99	96	3.99	
Lemons		1 lb bag					2.49	37	2.49					
Lemons		2 lb bag	2.99 - 3.99	166	3.94		3.49 - 3.99	430	3.96		2.99 - 3.99	52	3.26	
Lemons		3 lb bag					3.99	65	3.99					
Lemons		each	0.30 - 0.79	1310	0.53		0.50	13	0.50		0.67 - 0.77	213	0.69	
Limes		each	0.25 - 0.75	857	0.51		0.10 - 0.13	88	0.11		0.69 - 0.77	121	0.71	
Limes		per lb									0.99	22	0.99	
Mangoes	Round Varieties	each	0.50 - 1.50	1153	0.96		0.44 - 1.25	846	0.91		0.50 - 0.99	687	0.85	
Mangoes	Round Varieties Marked Large	each	1.25	183	1.25		0.50 - 1.00	396	0.96		0.99 - 1.67	810	1.55	
Mangoes	Yellow Varieties	each	1.00	8	1.00						0.98 - 1.29	275	1.26	
Nectarines	Various White Flesh Varieties	per lb	1.29 - 3.99	593	3.07		2.49 - 3.49	1575	2.88		0.99 - 3.49	415	2.80	
Nectarines	Various Yellow Flesh Varieties	per lb	1.29 - 3.99	1515	2.40		1.68 - 3.49	1904	2.76		0.99 - 2.99	994	2.23	2
Oranges	Navel	3 lb bag					5.49	366	5.49					
Oranges	Navel	4 lb bag	4.99	11	4.99									
Oranges	Navel	each	0.60 - 1.25	877	1.04		1.00 - 1.25	100	1.03					
Oranges	Navel	per lb									1.29 - 1.49	17	1.38	
Papaya	Maradol/Tainun g Types	per lb	1.29	9	1.29						1.49 - 1.99	570	1.50	
Peaches	Various White Flesh Varieties	per lb	2.49 - 3.99	551	3.16		2.49 - 3.49	1575	2.88		0.99 - 3.49	594	2.86	
Peaches	Various Yellow Flesh Varieties	per lb	0.69 - 3.99	3060	1.77	1	0.98 - 2.99	4157	1.83		0.79 - 3.99	2516	1.91	
Pears	Bartlett	per lb	1.69 - 2.69	28	2.40		1.68 - 1.69	25	1.68		1.49	8	1.49	
Pineapples		each	1.99 - 3.99	629	2.78		2.98 - 3.99	412	3.88		1.99 - 3.99	606	2.70	
Pineapples		per lb									0.79	16	0.79	
Plums		per lb	1.49 - 3.49	1349	2.51		1.79 - 3.49	184	2.35		1.69 - 2.99	946	2.61	
Plums	Interspecific Type	per lb	1.99 - 2.99	563	2.23		1.98 - 2.49	1382	2.42		2.99	25	2.99	
Raspberries		1 pint (11-12 oz cntr w/ lid)	4.99	131	4.99									
Raspberries		6 oz package	2.49 - 3.99	944	2.91		2.00 - 3.99	983	2.87		2.00 - 3.50	934	2.59	
Strawberries		1 lb package	2.00 - 3.99	1931	2.75		1.67 - 3.99	3618	2.84		1.50 - 4.99	1378	2.86	
Strawberries		1 pint (11-12 oz cntr w/ lid)	3.50	104	3.50									

Wtd Avg - Simple weighted average



Commodity	Variety	Unit	NORTHEAST U.S.				SOUTHEAST U.S.				MIDWEST U.S.			
			Price Range	Number of Ads	Wtd Avg Price	% Marked Local	Price Range	Number of Ads	Wtd Avg Price	% Marked Local	Price Range	Number of Ads	Wtd Avg Price	% Marked Local
Strawberries		2 lb package	2.19 - 5.99	880	5.11		2.98 - 5.99	86	4.74		3.79 - 4.99	276	4.53	
Tangerines/Mandarins		2 lb bag	4.99	46	4.99		3.99	74	3.99					
Tangerines/Mandarins		3 lb bag	4.99 - 5.99	368	5.49		5.99	14	5.99					
Tangerines/Mandarins		each					0.20	31	0.20					
Watermelons	Red Flesh Seeded Type	each					3.99 - 6.99	100	6.10					
Watermelons	Red Flesh Seedless Miniature	each	2.99 - 3.99	776	3.74	3	3.34 - 3.99	393	3.50		3.99	114	3.99	
Watermelons	Red Flesh Seedless Type	each	2.49 - 6.99	2716	5.10		2.49 - 6.99	2650	4.20	1	2.95 - 8.99	1114	4.09	
Watermelons	Red Flesh Seedless Type	per lb	0.49 - 0.79	91	0.70						0.29 - 0.79	59	0.44	

POTATOES & ONIONS

Onions, Dry	RED	2 lb bag					1.95 - 2.28	113	2.07		1.95	22	1.95	
Onions, Dry	RED	per lb	1.49	7	1.49		0.99 - 1.99	1210	1.98		1.39 - 1.49	32	1.47	
Onions, Dry	WHITE	2 lb bag					1.95	73	1.95		1.95	22	1.95	
Onions, Dry	WHITE	per lb	0.99 - 1.29	344	1.01		1.69	1195	1.69		0.69 - 0.99	50	0.82	
Onions, Dry	YELLOW	2 lb bag	1.67 - 1.99	66	1.95		1.48 - 1.95	99	1.83		1.49 - 1.95	36	1.77	
Onions, Dry	YELLOW	3 lb bag	3.00	272	3.00		2.50 - 2.99	100	2.90		2.49 - 3.25	47	2.81	
Onions, Dry	YELLOW	per lb	0.49	32	0.49		0.69	13	0.69		0.39 - 0.99	76	0.80	
Onions, Dry	YELLOW MARKED SWEET	2 lb bag					2.00	38	2.00		2.99	20	2.99	
Onions, Dry	YELLOW MARKED SWEET	3 lb bag	1.99 - 3.99	29	3.37		2.98 - 3.99	166	3.35		1.49 - 3.50	16	2.50	
Onions, Dry	YELLOW MARKED SWEET	5 lb bag	4.99	179	4.99		3.98 - 4.99	957	4.98		3.99 - 4.99	175	4.64	
Onions, Dry	YELLOW MARKED SWEET	per lb	0.79 - 1.49	1501	1.12	1	0.98 - 1.49	566	1.03	5	0.89 - 1.49	719	1.28	
Potatoes	ROUND RED	3 lb bag					2.48 - 3.00	240	2.59		2.99	28	2.99	
Potatoes	ROUND RED	5 lb bag	2.99 - 3.99	151	3.93		2.50 - 4.49	63	2.97		1.99 - 3.99	28	2.88	
Potatoes	ROUND RED	per lb	1.29	15	1.29		1.29	3	1.29					
Potatoes	ROUND WHITE	per lb					0.69	13	0.69					
Potatoes	RUSSET	10 lb bag	3.98	29	3.98		2.99 - 3.99	43	3.69		1.98 - 3.99	28	3.34	
Potatoes	RUSSET	3 lb bag					1.99	21	1.99		0.99	65	0.99	
Potatoes	RUSSET	5 lb bag	1.99 - 3.99	524	3.26		1.99 - 4.99	2341	3.57		0.99 - 2.99	190	2.18	
Potatoes	RUSSET	8 lb bag					2.49 - 3.98	19	3.27		3.98	10	3.98	
Potatoes	RUSSET	per lb	0.69 - 0.99	116	0.75		0.88 - 0.99	133	0.98		0.49 - 1.16	203	0.92	
Potatoes	YELLOW TYPE	10 lb bag									2.99	8	2.99	
Potatoes	YELLOW TYPE	3 lb bag					3.00	53	3.00		1.99	14	1.99	
Potatoes	YELLOW TYPE	5 lb bag	2.99 - 3.99	32	3.18		2.99 - 4.49	12	4.12		3.99	7	3.99	
Potatoes	YELLOW TYPE	per lb	0.79	38	0.79									

Wtd Avg - Simple weighted average



Commodity	Variety	Unit	NORTHEAST U.S.				SOUTHEAST U.S.				MIDWEST U.S.			
			Price Range	Number of Ads	Wtd Avg Price	% Marked Local	Price Range	Number of Ads	Wtd Avg Price	% Marked Local	Price Range	Number of Ads	Wtd Avg Price	% Marked Local
VEGETABLES														
Artichokes		each	1.99 - 4.99	169	2.11									
Asparagus	GREEN	per lb	2.49 - 3.99	539	3.27		2.50 - 3.99	928	3.62		1.99 - 4.99	976	3.24	
Beans	ROUND GREEN TYPE	12 oz bag	1.99 - 3.49	41	2.73		1.68 - 3.49	56	1.78		3.00	16	3.00	
Beans	ROUND GREEN TYPE	per lb	0.99 - 1.99	49	1.62	67	1.58 - 1.99	547	1.81		0.99 - 1.99	41	1.44	29
Beets		per bunch	2.49 - 2.99	37	2.60	45								
Beets		per lb	0.99	9	0.99						0.99	14	0.99	
Broccoli		per bunch									2.50 - 2.99	90	2.62	
Broccoli		per lb	1.99	11	1.99									
Broccoli	BABY HYBRID TYPE	per bunch					2.49	74	2.49					
Broccoli	CROWN CUT	per lb	1.49 - 2.49	182	2.07	4					1.39 - 2.49	427	2.14	
Brussels Sprouts		1 lb bag					1.99	13	1.99					
Brussels Sprouts		per lb					3.49	463	3.49		2.99	559	2.99	
Cabbage	RED TYPE	per lb									0.98 - 0.99	18	0.98	100
Cabbage	ROUND GREEN TYPE	per lb	0.49 - 0.99	232	0.65	10	0.49 - 0.99	625	0.74		0.68 - 0.79	79	0.72	49
Cactus Leaf (Nopales)		per lb									0.79 - 0.99	30	0.94	
Carrots		1 lb bag	0.99 - 1.00	424	0.99						1.50	13	1.50	
Carrots		5 lb film bag					3.00	40	3.00					
Carrots		per bunch	2.00	20	2.00									
Carrots		per lb	0.99	8	0.99									
Carrots	BABY PEELED	1 lb bag	1.00 - 1.50	369	1.28		0.99 - 1.29	1239	0.99		1.25 - 2.29	101	1.41	
Carrots	BABY PEELED	2 lb bag									2.44 - 2.99	257	2.96	
Cauliflower		each	1.67 - 2.99	160	2.03		1.99	90	1.99		1.99 - 2.99	119	2.60	
Cauliflower		per lb									1.39 - 1.49	25	1.46	
Celery		each	0.99 - 2.00	290	1.60	3	0.98 - 1.49	308	1.44		0.99 - 1.99	65	1.44	
Chayote		each	1.00	34	1.00									
Cilantro		per bunch	2.00	19	2.00						0.79	6	0.79	
Collards		per lb	0.99	20	0.99									
Corn-Sweet		each	0.20 - 0.80	2426	0.39	3	0.20 - 0.89	2647	0.41		0.13 - 0.50	1444	0.34	
Corn-Sweet		trays 4-5 ears film wrapped	2.50 - 5.00	1547	3.83		1.95 - 5.00	1148	2.85		1.95 - 4.99	941	3.52	1
Cucumbers		each	0.60 - 1.00	208	0.77	16	0.38 - 1.00	381	0.64		0.50 - 0.99	141	0.78	12
Cucumbers	LONG SEEDLESS - Greenhouse	each	0.99 - 2.00	1384	1.35		1.50 - 1.79	1437	1.60		0.99 - 1.50	339	1.27	
Eggplant		each	1.49	322	1.49									
Eggplant		per lb	0.99 - 1.79	686	1.36	3	0.99 - 1.99	108	1.68		0.99	35	0.99	
Garlic		per sleeve	1.50 - 2.00	23	1.83		2.00	3	2.00					
Jalapeno Peppers		per lb									0.79 - 0.99	58	0.93	

Wtd Avg - Simple weighted average



National Retail Report - Specialty Crops
 Friday, July 5, 2024 - Page 15

Commodity	Variety	Unit	NORTHEAST U.S.				SOUTHEAST U.S.				MIDWEST U.S.			
			Price Range	Number of Ads	Wtd Avg Price	% Marked Local	Price Range	Number of Ads	Wtd Avg Price	% Marked Local	Price Range	Number of Ads	Wtd Avg Price	% Marked Local
Kale		per bunch								1.78 - 1.79	18	1.78	100	
Kale		per lb	0.99	20	0.99									
Lettuce	Green Leaf	each	0.99 - 1.99	49	1.15	34				1.49 - 1.99	25	1.83		
Lettuce	Green Leaf	per lb								1.99	245	1.99	100	
Lettuce	Iceberg	each	0.99 - 1.99	237	1.67		0.99 - 1.69	1209	1.23	0.99 - 1.88	259	1.78		
Lettuce	Red Leaf	each	0.99 - 1.99	49	1.15	34	0.99	13	0.99	0.99 - 1.99	31	1.67		
Lettuce	Red Leaf	per lb								1.99	245	1.99	100	
Lettuce	Romaine	each	0.99 - 1.49	209	1.01	9				0.99 - 1.49	14	1.28		
Lettuce	Romaine (Hearts)	3 count	2.50 - 3.99	837	3.06		2.99	34	2.99	3.00 - 3.54	55	3.38		
Mixed Mini Sweet Peppers		1 lb package	1.99 - 3.99	41	2.92		3.99	366	3.99	2.99 - 3.99	481	3.73		
Mushrooms	CREMINI	8 oz package	1.79 - 2.00	31	1.94					2.50	121	2.50		
Mushrooms	PORTOBELLA	6 oz package	2.99 - 3.99	434	3.67		3.00	228	3.00	2.99 - 3.99	112	3.13		
Mushrooms	PORTOBELLA	8 oz package	2.99	78	2.99									
Mushrooms	PORTOBELLA	per lb								4.99	23	4.99		
Mushrooms	WHITE	12 oz tray wrapped					3.00	1195	3.00					
Mushrooms	WHITE	8 oz package	0.99 - 2.99	586	1.19		0.99 - 2.50	744	1.27	0.99 - 2.50	126	1.88		
Onions, Green		per bunch	0.50 - 0.75	80	0.62		0.49 - 0.50	57	0.50	0.25 - 0.77	105	0.55		
Peppers (Bell Type)	GREEN	each	1.00	70	1.00	34	0.67 - 1.25	404	0.86	0.66 - 1.99	83	1.11		
Peppers (Bell Type)	GREEN	per lb	1.79 - 2.49	33	2.26									
Peppers (Bell Type)	ORANGE - Greenhouse	each					1.50	17	1.50					
Peppers (Bell Type)	ORANGE	each	1.25 - 1.67	442	1.62		0.99 - 1.57	245	1.54	1.25 - 1.50	132	1.34		
Peppers (Bell Type)	ORANGE - Greenhouse	per lb	3.49	30	3.49									
Peppers (Bell Type)	ORANGE	per lb	2.49 - 3.99	95	3.15					1.99	16	1.99		
Peppers (Bell Type)	RED - Greenhouse	each					1.50	17	1.50					
Peppers (Bell Type)	RED	each	0.98 - 2.49	379	1.37		0.98 - 1.57	522	1.24	1.25 - 1.50	145	1.37		
Peppers (Bell Type)	RED - Greenhouse	per lb	3.49	30	3.49									
Peppers (Bell Type)	RED	per lb	2.49 - 3.99	167	2.86		1.18	40	1.18	1.99	16	1.99		
Peppers (Bell Type)	YELLOW - Greenhouse	each					1.50	17	1.50					
Peppers (Bell Type)	YELLOW	each	0.98 - 2.49	651	1.50		0.98 - 1.57	522	1.24	1.25 - 1.50	158	1.32		
Peppers (Bell Type)	YELLOW - Greenhouse	per lb	3.49	30	3.49									
Peppers (Bell Type)	YELLOW	per lb	2.49 - 3.99	95	3.15					1.99	16	1.99		
Radishes		1 lb bag								1.50 - 1.99	23	1.86		
Radishes		per bunch	0.67 - 0.99	105	0.96	8				0.99	8	0.99		
Salad (Mixed Types)		10-12 oz package	2.50 - 3.99	574	3.13		1.50 - 3.34	295	2.30	1.50 - 3.69	614	2.57		

Wtd Avg - Simple weighted average



Commodity	Variety	Unit	NORTHEAST U.S.				SOUTHEAST U.S.				MIDWEST U.S.			
			Price Range	Number of Ads	Wtd Avg Price	% Marked Local	Price Range	Number of Ads	Wtd Avg Price	% Marked Local	Price Range	Number of Ads	Wtd Avg Price	% Marked Local
Salad (Mixed Types)		5-9 oz package	2.50 - 3.99	890	3.02		1.97 - 3.34	423	2.60		2.50 - 3.99	464	2.89	
Serrano Peppers		per lb									0.98 - 0.99	16	0.98	
Spinach		per bunch	1.50 - 2.00	39	1.76									
Spinach	FLAT TYPE	5-7 oz package	2.99	107	2.99		1.50	73	1.50		1.50	22	1.50	
Spinach	FLAT TYPE	8-10 oz package					2.50 - 3.00	100	2.87					
Squash	GREY	per lb					1.29	13	1.29					
Squash	Kabocha	per lb	0.99	8	0.99									
Squash	Yellow Crookneck/Straightneck	per lb	0.99 - 1.99	1051	1.54	33	1.28 - 1.79	518	1.73		0.99 - 1.69	85	1.31	40
Squash	Zucchini	per lb	0.99 - 1.99	1169	1.50	29	1.28 - 1.79	495	1.74		0.99 - 1.69	107	1.31	31
Sweet Potatoes		per lb	0.79 - 0.99	51	0.92		0.88 - 0.99	419	0.98		0.69 - 1.16	169	0.96	
Swiss Chard		per bunch									2.98 - 2.99	18	2.99	100
Tomatillos		per lb	1.39	8	1.39						0.79 - 0.99	46	0.90	
Tomatoes		per lb	0.89 - 2.49	509	1.69		0.78 - 2.99	1559	2.04		1.29 - 2.99	350	1.80	
Tomatoes	Cherry Type	1 pint package					2.50	12	2.50		1.99	14	1.99	
Tomatoes	GRAPE TYPE	1 pint package	1.99 - 3.00	1167	2.60	2	1.98 - 2.50	51	2.26		1.99 - 2.50	69	2.14	
Tomatoes	GRAPE TYPE	10 oz package	2.50 - 3.50	68	2.83		2.00 - 3.50	96	2.24		1.50 - 2.49	133	2.36	
Tomatoes	Plum Type (Roma)	per lb	1.29 - 1.99	436	1.47		1.18 - 1.59	49	1.26		0.98 - 1.79	244	1.31	
Tomatoes	VINE RIPES - Greenhouse	per lb	0.99 - 1.99	159	1.60		0.99 - 1.99	408	1.34					
Tomatoes	VINE RIPES	per lb	0.99 - 1.99	108	1.87		1.29 - 1.99	433	1.80		0.99 - 2.99	240	1.93	16
Tomatoes	Vine Ripes - Heirloom Varieties - Greenhouse	per lb	4.99	27	4.99		1.98	187	1.98	100				
Tomatoes	VINE RIPES - ON THE VINE - Greenhouse	per lb	0.99 - 1.99	974	1.66		0.99 - 1.99	1585	1.78		0.99 - 2.99	777	1.75	13
OTHER SPECIALTY CROP ITEMS														
Hemp Protein		16 oz					14.99	52	14.99					
Hemp Seeds Shelled		8 oz	7.69 - 7.99	735	7.82		6.79 - 8.99	126	7.70					
SEASONAL ITEMS														
Ornamentals	Rose, Hybrid Tea	bunched 12s	11.99	19	11.99		16.99	74	16.99		10.99 - 16.99	105	16.30	

Wtd Avg - Simple weighted average



Commodity	Variety	Unit	SOUTH CENTRAL U.S.				SOUTHWEST U.S.				NORTHWEST U.S.				
			Price Range	Number of Ads	Wtd Avg Price	% Marked Local	Price Range	Number of Ads	Wtd Avg Price	% Marked Local	Price Range	Number of Ads	Wtd Avg Price	% Marked Local	
FRUIT															
Apples	Envy	per lb										1.98	81	1.98	100
Apples	Fuji	3 lb bag					3.50	55	3.50						
Apples	Fuji	per lb	1.49	107	1.49		0.79 - 0.99	114	0.88			0.79	79	0.79	77
Apples	Gala/Royal Gala	3 lb bag					3.50 - 3.99	72	3.62						
Apples	Gala/Royal Gala	per lb					1.49 - 1.99	361	1.98			1.99	287	1.99	
Apples	Golden Delicious	per lb					0.69	7	0.69						
Apples	Granny Smith	3 lb bag					1.99 - 3.50	150	2.54						
Apples	Granny Smith	per lb					0.79	61	0.79			0.78	9	0.78	
Apples	Honeycrisp	2 lb bag	1.99	33	1.99										
Apples	Honeycrisp	per lb	0.79 - 1.99	464	1.69		1.99 - 2.99	369	2.39			1.99	1	1.99	
Apples	Red Delicious	per lb	0.79 - 1.27	77	1.08										
Apples, Processed	Juice	64 oz (1/2 gallon)	1.99 - 2.99	142	2.36		0.99 - 3.00	262	2.82			1.95 - 3.99	135	3.13	
Apples, Processed	Juice Marked Cider	64 oz (1/2 gallon)					0.99	17	0.99			2.19 - 2.98	91	2.89	
Apricots		per lb	2.99 - 3.99	100	3.04							1.48 - 5.98	98	3.01	9
Avocados	Hass	each	0.59 - 2.00	319	0.70		0.50 - 1.00	398	0.94			1.00 - 1.50	310	1.04	
Avocados	Hass-Marked Extra Large	each					2.00	187	2.00						
Avocados	Hass-Marked Large	each					1.99	26	1.99						
Avocados	Hass-Marked Medium	each					1.00 - 1.50	79	1.42						
Avocados	Various Greenskin Varieties	each					3.99	27	3.99						
Bananas		per lb	0.39 - 0.50	107	0.46		0.50 - 0.69	182	0.60			0.69	9	0.69	
Blackberries		1 pint (11-12 oz cntr w/ lid)	5.99	95	5.99										
Blackberries		5.6-6 oz package	1.00 - 2.99	880	2.23	1	1.97 - 3.50	508	2.56			3.49	1	3.49	
Blueberries		1 pint (11-12 oz cntr w/ lid)	1.79 - 3.99	719	2.38		2.77 - 6.49	192	3.54			2.50 - 6.99	45	4.70	
Blueberries		18 oz package	2.99 - 5.00	324	4.07		3.99 - 9.99	55	6.68			2.99 - 4.99	97	4.63	81
Blueberries		6 oz package	1.47 - 2.50	198	2.33		1.95 - 3.50	238	2.48						
Cactus Pears		each	0.33	266	0.33										
Cactus Pears		per lb					0.99	9	0.99						
Cantaloupes		each	1.47 - 4.00	863	2.69	12	3.50 - 3.99	590	3.83	80		2.50 - 3.99	433	3.81	66
Cantaloupes		per lb	0.33 - 0.39	79	0.34		0.15 - 0.68	621	0.41			0.39 - 0.68	107	0.58	
Cherries	Rainier	per lb	4.99 - 7.99	199	6.18		4.99 - 6.66	255	5.70			2.99 - 6.99	373	5.54	41
Cherries	Red Varieties	per lb	1.97 - 4.99	1527	2.98		1.00 - 6.99	1527	3.55			2.48 - 6.99	589	3.96	42
Grapefruit	RED	each	0.89	7	0.89										
Grapes	Black Seedless	per lb	1.27 - 1.99	430	1.52		0.97 - 1.66	418	1.18			1.49 - 1.99	86	1.63	
Grapes	Red Seedless	per lb	0.97 - 2.99	880	1.56		0.97 - 3.99	1130	1.63			1.49 - 2.98	151	1.94	
Grapes	White Seedless Type	per lb	0.97 - 2.99	737	1.58		0.50 - 3.99	1011	1.71			1.49 - 2.98	151	1.94	

Wtd Avg - Simple weighted average



Commodity	Variety	Unit	SOUTH CENTRAL U.S.				SOUTHWEST U.S.				NORTHWEST U.S.			
			Price Range	Number of Ads	Wtd Avg Price	% Marked Local	Price Range	Number of Ads	Wtd Avg Price	% Marked Local	Price Range	Number of Ads	Wtd Avg Price	% Marked Local
Honeydews		each	3.00	31	3.00		4.99	146	4.99					
Honeydews		per lb					0.88	73	0.88		0.99 - 1.29	18	1.11	
Kiwifruit	Hayward	2-lb containers with lids					5.99	122	5.99					
Kiwifruit	Yellow Flesh	1-lb containers with lids									5.98	81	5.98	
Lemons		2 lb bag	2.50 - 3.48	66	3.39		2.50	19	2.50		2.50	6	2.50	
Lemons		each	0.33 - 0.50	56	0.36		0.44 - 1.50	35	1.26		0.44	17	0.44	
Lemons		per lb					0.69 - 1.49	118	0.88					
Limes		each	0.08 - 0.50	267	0.20		0.25 - 0.44	100	0.27		0.17 - 0.44	48	0.34	
Limes		per lb					0.79 - 1.50	59	1.03					
Mangoes	Round Varieties	each	0.20 - 1.49	662	0.79		0.49 - 1.50	1583	1.00		0.89 - 1.00	370	0.98	
Mangoes	Round Varieties Marked Extra Large	each	2.79	11	2.79		0.99 - 2.00	290	1.74					
Mangoes	Round Varieties Marked Large	each	0.99 - 1.67	63	1.35		0.79 - 1.79	63	1.09	9	1.29 - 1.67	4	1.39	
Mangoes	Yellow Varieties	each	0.20 - 2.99	347	0.86		0.50 - 0.99	38	0.73		1.50 - 2.50	42	1.64	
Nectarines	Various White Flesh Varieties	per lb	0.99 - 2.99	328	2.31		0.99 - 3.99	636	2.49	22	2.49	14	2.49	
Nectarines	Various Yellow Flesh Varieties	per lb	0.97 - 2.99	395	2.13		0.34 - 3.69	1155	2.07	36	1.98 - 2.99	413	2.90	
Oranges	Navel	3 lb bag	4.99	10	4.99									
Oranges	Navel	each	0.33	65	0.33									
Oranges	Navel	per lb	1.39 - 1.49	214	1.44		1.49	352	1.49		1.49	287	1.49	
Oranges	Valencia	per lb					0.50 - 0.99	110	0.95					
Papaya	Maradol/Tainung Types	per lb	0.97 - 1.99	168	1.48		0.50 - 1.39	238	1.04		0.99 - 1.39	15	1.02	
Peaches	Various White Flesh Varieties	per lb	0.99 - 2.99	393	2.26		0.99 - 3.99	612	2.51	23	2.29 - 3.99	40	3.00	
Peaches	Various Yellow Flesh Varieties	per lb	0.95 - 2.99	1385	1.76	6	0.49 - 3.49	887	2.36	50	1.98 - 3.99	486	2.87	
Pears	Bartlett	per lb	1.49	107	1.49									
Pears	Bosc	per lb	1.79	7	1.79									
Pineapples		each	0.99 - 2.99	166	1.06		0.69 - 4.99	209	2.83		3.50 - 3.99	161	3.59	
Pineapples		per lb	0.79	65	0.79		0.69 - 0.99	114	0.83		0.79	36	0.79	
Plums		per lb	0.99 - 3.49	820	2.03		0.77 - 2.99	273	2.18	24	1.48 - 1.98	30	1.83	
Plums	Interspecific Type	per lb	1.99 - 2.99	212	2.94		2.99	8	2.99					
Pomegranates		each	5.99	7	5.99									
Raspberries		1 pint (11-12 oz cntr w/ lid)	5.99	95	5.99									
Raspberries		6 oz package	2.00 - 2.99	181	2.52		1.97 - 3.50	316	2.58		2.00	11	2.00	
Strawberries		1 lb package	1.27 - 3.49	1734	2.00		1.50 - 3.99	973	2.31		1.88 - 4.99	150	3.45	
Strawberries		2 lb package	2.97 - 4.99	246	4.21		2.99 - 4.99	667	3.91	25	3.99 - 8.99	295	4.71	
Tangerines/Mandarins		3 lb bag	6.99	34	6.99		5.00	8	5.00					
Watermelons	Red Flesh Seeded Type	per lb					0.16 - 0.25	62	0.24					

Wtd Avg - Simple weighted average



Commodity	Variety	Unit	SOUTH CENTRAL U.S.				SOUTHWEST U.S.				NORTHWEST U.S.			
			Price Range	Number of Ads	Wtd Avg Price	% Marked Local	Price Range	Number of Ads	Wtd Avg Price	% Marked Local	Price Range	Number of Ads	Wtd Avg Price	% Marked Local
Watermelons	Red Flesh Seedless Miniature	each	1.99 - 3.99	399	3.40		3.49 - 3.50	487	3.49	25	3.49 - 3.99	115	3.68	
Watermelons	Red Flesh Seedless Type	each	2.95 - 6.99	1131	4.39	8	2.95 - 6.99	279	5.65	5	3.99 - 7.98	278	5.01	
Watermelons	Red Flesh Seedless Type	per lb	0.33 - 0.47	121	0.45		0.15 - 0.59	563	0.39		0.28 - 0.68	325	0.46	
POTATOES & ONIONS														
Onions, Dry	RED	2 lb bag	1.95	4	1.95		1.95	34	1.95					
Onions, Dry	RED	per lb	1.49	105	1.49		1.49 - 1.98	35	1.63		1.98	17	1.98	
Onions, Dry	WHITE	2 lb bag	1.95	4	1.95		0.99 - 1.95	76	1.42					
Onions, Dry	WHITE	5 lb bag	3.00	11	3.00									
Onions, Dry	WHITE	per lb	0.33 - 1.49	505	0.86		0.33 - 0.99	557	0.62		1.49	6	1.49	
Onions, Dry	YELLOW	2 lb bag	1.95	4	1.95		1.95	34	1.95					
Onions, Dry	YELLOW	3 lb bag					3.00	17	3.00		2.99	23	2.99	
Onions, Dry	YELLOW	per lb	0.59 - 1.49	204	1.20		0.49 - 1.29	249	0.88		0.79 - 1.29	83	0.92	
Onions, Dry	YELLOW MARKED SWEET	2 lb bag	2.49 - 2.88	131	2.54									
Onions, Dry	YELLOW MARKED SWEET	3 lb bag	3.99 - 4.99	81	4.20		3.49	223	3.49					
Onions, Dry	YELLOW MARKED SWEET	per lb	0.99 - 3.50	860	1.45		0.98	73	0.98		0.78 - 1.99	156	1.22	62
Potatoes	ROUND RED	5 lb bag									3.99	23	3.99	
Potatoes	ROUND RED	per lb					0.79	42	0.79					
Potatoes	ROUND WHITE	per lb	0.97	8	0.97		0.79	42	0.79					
Potatoes	RUSSET	10 lb bag	2.50 - 3.99	61	3.60		1.50 - 2.50	64	1.62		2.48 - 3.99	25	3.09	
Potatoes	RUSSET	5 lb bag	1.50 - 2.99	229	2.22		0.97 - 3.99	445	2.74		1.50	28	1.50	
Potatoes	RUSSET	8 lb bag	2.97 - 3.99	166	3.67									
Potatoes	RUSSET	per lb	0.50 - 0.77	191	0.70		0.33 - 0.99	30	0.68		0.99	22	0.99	
Potatoes	YELLOW TYPE	5 lb bag	3.88 - 3.89	124	3.89		2.99	17	2.99					
Potatoes	YELLOW TYPE	per lb					0.89	11	0.89					
VEGETABLES														
Artichokes		each	2.99	33	2.99		2.99	73	2.99		2.99	1	2.99	
Asparagus	GREEN	per lb	1.99 - 4.99	493	3.26		1.99 - 4.99	762	3.67		1.79 - 4.99	505	3.69	
Beans	ROUND GREEN TYPE	12 oz bag	3.29	7	3.29									
Beans	ROUND GREEN TYPE	per lb					2.49	8	2.49		1.99	17	1.99	
Beets		per bunch					1.50	6	1.50					
Beets		per lb					0.49	8	0.49					
Broccoli	CROWN CUT	per lb	1.39 - 1.99	217	1.62									
Brussels Sprouts		per lb	2.99 - 3.49	288	3.05		2.99	223	2.99		3.49	1	3.49	
Cabbage	RED TYPE	per lb	0.99	10	0.99									

Wtd Avg - Simple weighted average



Commodity	Variety	Unit	SOUTH CENTRAL U.S.				SOUTHWEST U.S.				NORTHWEST U.S.			
			Price Range	Number of Ads	Wtd Avg Price	% Marked Local	Price Range	Number of Ads	Wtd Avg Price	% Marked Local	Price Range	Number of Ads	Wtd Avg Price	% Marked Local
Cabbage	ROUND GREEN TYPE	per lb	0.50 - 0.99	333	0.63		0.59 - 0.89	51	0.65		0.79	17	0.79	
Cactus Leaf (Nopales)		each	0.79	65	0.79									
Cactus Leaf (Nopales)		per lb	0.79 - 1.99	194	0.96									
Carrots		1 lb bag					0.50	55	0.50					
Carrots		2 lb bag									2.19	79	2.19	
Carrots		5 lb film bag					3.00	42	3.00					
Carrots		per lb					0.49 - 0.88	121	0.74					
Carrots	BABY PEELED	1 lb bag	1.29	6	1.29		0.98 - 1.29	83	1.22		0.98 - 1.49	23	1.11	
Carrots	BABY PEELED	2 lb bag	2.99	42	2.99									
Cauliflower		each	1.69 - 2.77	54	2.63		1.50 - 2.99	152	2.93	96	1.59 - 3.99	26	3.71	
Cauliflower		per lb	1.39	107	1.39		0.99	64	0.99					
Celery		each	0.88 - 0.97	95	0.94		0.49 - 1.59	84	0.65	9	1.28	9	1.28	
Cilantro		per bunch					0.33 - 1.50	481	0.57		0.50 - 1.49	164	0.63	
Corn-Sweet		each	0.19 - 0.67	1389	0.37		0.17 - 0.69	1271	0.42	13	0.20 - 1.00	534	0.55	53
Corn-Sweet		trays 4-5 ears film wrapped	1.95 - 4.99	624	3.18		1.95 - 5.99	482	3.18		2.99 - 3.99	133	3.45	
Cucumbers		each	0.33 - 0.99	345	0.66		0.33 - 1.49	445	0.72		0.50 - 1.67	53	1.21	
Cucumbers	LONG SEEDLESS - Greenhouse	each	0.89 - 1.50	75	1.41		1.29 - 2.50	37	2.07					
Eggplant		each	2.49	10	2.49		1.29	46	1.29					
Garlic		per sleeve	1.50	65	1.50		0.99 - 1.67	143	1.37					
Jalapeno Peppers		per lb	0.49 - 1.29	219	0.99		0.80 - 1.29	305	0.99					
Lettuce	Green Leaf	each	1.49	107	1.49		0.79 - 1.99	60	1.10		1.50 - 2.49	153	1.64	85
Lettuce	Iceberg	each	1.29 - 1.88	143	1.48		2.69	8	2.69		2.00	10	2.00	
Lettuce	Iceberg	per lb									1.49	36	1.49	
Lettuce	Red Leaf	each	0.79 - 1.49	113	1.45		0.59 - 1.99	78	0.98		1.50 - 2.49	153	1.64	85
Lettuce	Romaine	each	1.49	107	1.49		1.79	8	1.79		1.50 - 2.49	164	1.67	79
Lettuce	Romaine (Hearts)	3 count	3.54	61	3.54		1.50	8	1.50					
Mixed Mini Sweet Peppers		1 lb package	2.50 - 3.99	149	2.92		1.50 - 2.99	192	2.89		2.50 - 3.99	46	3.44	
Mushrooms	WHITE	8 oz package	1.79 - 2.50	182	2.34									
Onions, Green		per bunch	0.33 - 0.88	110	0.52		0.33 - 1.25	139	0.50		0.79 - 1.67	48	0.94	
Peppers (Bell Type)	GREEN	each	0.59 - 1.19	244	0.75		1.00 - 1.48	474	1.12		1.00	297	1.00	
Peppers (Bell Type)	ORANGE - Greenhouse	each									1.50	15	1.50	
Peppers (Bell Type)	ORANGE	each	0.89 - 1.67	172	0.93		2.00 - 2.50	498	2.15		0.89 - 2.00	304	1.94	
Peppers (Bell Type)	RED - Greenhouse	each									1.50 - 2.00	22	1.66	
Peppers (Bell Type)	RED	each	0.89 - 1.67	206	1.02		2.00 - 2.50	498	2.15		2.00	287	2.00	
Peppers (Bell Type)	RED	per lb									0.89	17	0.89	

Wtd Avg - Simple weighted average



Commodity	Variety	Unit	SOUTH CENTRAL U.S.				SOUTHWEST U.S.				NORTHWEST U.S.			
			Price Range	Number of Ads	Wtd Avg Price	% Marked Local	Price Range	Number of Ads	Wtd Avg Price	% Marked Local	Price Range	Number of Ads	Wtd Avg Price	% Marked Local
Peppers (Bell Type)	YELLOW - Greenhouse	each									1.50	15	1.50	
Peppers (Bell Type)	YELLOW	each	0.89 - 1.67	172	0.93		2.00 - 2.50	498	2.15		0.89 - 2.00	304	1.94	
Peppers (Bell Type)	YELLOW	per lb					1.79	9	1.79					
Radishes		per bunch					0.33 - 0.79	173	0.47		0.79 - 0.98	32	0.84	
Salad (Mixed Types)		10-12 oz package	1.49 - 3.00	290	2.07		3.00 - 3.49	194	3.03		2.00 - 3.99	145	2.67	
Salad (Mixed Types)		5-9 oz package	1.77 - 3.00	194	2.32		3.00 - 3.49	194	3.03		3.00 - 3.49	41	3.26	
Spinach	FLAT TYPE	5-7 oz package	1.50	4	1.50		3.00	184	3.00					
Spinach	FLAT TYPE	8-10 oz package	1.99	9	1.99		1.50 - 3.00	218	2.77		2.50	81	2.50	
Squash	GREY	per lb	0.79 - 1.59	250	0.97		0.49 - 0.79	84	0.67					
Squash	Yellow Crookneck/Strai ghtneck	per lb	0.98 - 1.69	241	1.39	8	1.49 - 2.49	294	2.01					
Squash	Zucchini	per lb	0.98 - 1.69	241	1.39	8	0.50 - 2.49	391	1.86		1.49 - 1.99	18	1.68	38
Sweet Potatoes		per lb	0.69 - 0.79	103	0.70		0.79	9	0.79					
Tomatillos		per lb	0.89 - 1.29	171	1.00		0.79 - 1.25	340	0.96					
Tomatoes		per lb	0.99 - 1.99	208	1.52	50	0.99	42	0.99		1.00 - 1.98	308	1.04	
Tomatoes	Cherry Type	1 pint package									4.99	7	4.99	
Tomatoes	Cherry Type	10 oz package									2.99	36	2.99	
Tomatoes	GRAPE TYPE	1 pint package	1.50	6	1.50		0.98 - 1.50	10	1.08		0.98 - 1.99	23	1.24	
Tomatoes	GRAPE TYPE	10 oz package	1.99 - 2.88	55	2.67		2.00 - 3.49	44	2.34		3.49	22	3.49	
Tomatoes	Plum Type (Roma)	per lb	0.69 - 1.49	253	1.15		0.69 - 2.99	662	1.55		0.99 - 2.99	468	1.71	
Tomatoes	VINE RIPES - Greenhouse	per lb	1.99	147	1.99		1.00	352	1.00		1.69	79	1.69	
Tomatoes	VINE RIPES	per lb	0.99 - 2.99	347	1.80						1.49 - 1.78	91	1.75	
Tomatoes	Vine Ripes - Heirloom Varieties - Greenhouse	per lb	2.69	6	2.69		2.28 - 2.99	10	2.42		2.28 - 2.69	23	2.39	
Tomatoes	VINE RIPES - ON THE VINE - Greenhouse	per lb	0.97 - 1.99	238	1.31	5	0.79 - 2.99	620	1.71		0.99 - 1.99	208	1.83	
OTHER SPECIALTY CROP ITEMS														
Hemp Protein		16 oz	14.99	107	14.99		19.99	184	19.99					
Hemp Seeds Shelled		8 oz	9.99	107	9.99		9.99	184	9.99					
SEASONAL ITEMS														
Ornamentals	Rose, Hybrid Tea	bunched 12s	10.88	65	10.88		12.99 - 13.00	97	12.99		12.99	9	12.99	

Wtd Avg - Simple weighted average



Commodity	Variety	Unit	ALASKA U.S.				HAWAII U.S.			
			Price Range	Number of Ads	Wtd Avg Price	% Marked Local	Price Range	Number of Ads	Wtd Avg Price	% Marked Local
FRUIT										
Apples	Envy	per lb					1.99	2	1.99	
Apples	Fuji	3 lb bag					5.39	7	5.39	
Apples	Fuji	per lb					1.49	50	1.49	
Apples	Gala/Royal Gala	3 lb bag	4.99	11	4.99		5.69	3	5.69	
Apples	Gala/Royal Gala	per lb					1.99	7	1.99	
Apples	Honeycrisp	per lb	1.69 - 2.79	12	2.70					
Apples, Processed	Juice	64 oz (1/2 gallon)	3.50 - 4.79	13	3.70					
Avocados	Hass-Marked Large	each	2.99	1	2.99					
Bananas		per lb					1.29	3	1.29	
Blackberries		5.6-6 oz package	3.49	9	3.49					
Blueberries		1 pint (11-12 oz cntr w/ lid)	3.49	9	3.49					
Blueberries		18 oz package	6.29	1	6.29					
Blueberries		6 oz package	3.00	2	3.00					
Cantaloupes		per lb	1.39	1	1.39		1.69 - 1.99	10	1.90	
Cherries	Rainier	per lb	7.89 - 8.49	12	8.36		8.39	4	8.39	
Cherries	Red Varieties	per lb	5.49 - 6.99	37	5.85		4.99 - 5.99	29	5.92	
Clementines		3 lb bag	6.99	11	6.99					
Grapes	Black Seedless	per lb	1.99	11	1.99		1.47	23	1.47	
Grapes	Red Seedless	per lb	1.99 - 2.99	12	2.07		1.47 - 3.99	50	2.83	
Grapes	White Seedless Type	per lb	1.99 - 2.99	12	2.07		1.47 - 3.99	50	2.83	
Mangoes	Round Varieties	each	2.29	1	2.29					
Nectarines	Various Yellow Flesh Varieties	per lb	3.99 - 4.49	38	4.43		2.99	27	2.99	
Oranges	Navel	per lb					1.49	23	1.49	
Peaches	Various White Flesh Varieties	per lb					2.99	23	2.99	
Peaches	Various Yellow Flesh Varieties	per lb	3.99 - 4.49	38	4.43		2.99 - 3.49	30	3.11	
Pears	Bartlett	per lb					1.49	23	1.49	
Pineapples		each	4.78	3	4.78		4.79	7	4.79	
Plums		per lb					2.99 - 4.99	112	3.40	
Plums	Interspecific Type	per lb					2.99	23	2.99	
Strawberries		1 lb package	2.88 - 4.49	13	4.06					
Strawberries		2 lb package	7.99	11	7.99					
Tangerines/Mandarins		2 lb bag	5.49	1	5.49					
Watermelons	Red Flesh Seedless Type	each	6.99 - 8.99	20	7.89		9.32	4	9.32	
Watermelons	Red Flesh Seedless Type	per lb	0.89 - 1.69	31	1.63					

Wtd Avg - Simple weighted average



Commodity	Variety	Unit	ALASKA U.S.				HAWAII U.S.			
			Price Range	Number of Ads	Wtd Avg Price	% Marked Local	Price Range	Number of Ads	Wtd Avg Price	% Marked Local
POTATOES & ONIONS										
Onions, Dry	YELLOW	3 lb bag	3.49	2	3.49					
Onions, Dry	YELLOW	per lb	1.99	28	1.99					
Onions, Dry	YELLOW MARKED SWEET	3 lb bag					3.50	23	3.50	
Onions, Dry	YELLOW MARKED SWEET	per lb	1.59 - 2.29	10	2.22					
Potatoes	RUSSET	5 lb bag	3.49 - 7.99	39	6.72		4.39	3	4.39	
Potatoes	RUSSET	per lb					1.29	7	1.29	
VEGETABLES										
Asparagus	GREEN	per lb	2.79 - 5.59	23	2.91					
Broccoli	CROWN CUT	per lb	2.79	11	2.79		1.39 - 2.39	26	1.51	
Cabbage	ROUND GREEN TYPE	per lb					1.29	4	1.29	
Carrots		1 lb bag					1.29	3	1.29	
Carrots		per lb					1.39	7	1.39	
Cauliflower		per lb					1.49	23	1.49	
Celery		per lb					1.49	3	1.49	
Chinese Cabbage		per lb					0.99	2	0.99	
Corn-Sweet		each	1.19 - 1.99	43	1.78		0.37 - 1.49	60	1.01	
Corn-Sweet		trays 4-5 ears film wrapped	5.99	11	5.99					
Cucumbers		each	0.99	1	0.99					
Lettuce	Green Leaf	each					1.49	23	1.49	
Lettuce	Iceberg	per lb					2.99	23	2.99	
Lettuce	Red Leaf	each					1.49	23	1.49	
Lettuce	Romaine	each					1.49	23	1.49	
Lettuce	Romaine	per lb					2.99	4	2.99	
Mixed Mini Sweet Peppers		1 lb package	2.99	2	2.99					
Mushrooms	WHITE	8 oz package	2.28	3	2.28		3.69	3	3.69	
Onions, Green		per bunch	0.68	3	0.68					
Peppers (Bell Type)	ORANGE	per lb	3.29	1	3.29					
Peppers (Bell Type)	RED	per lb	3.29	1	3.29					
Peppers (Bell Type)	YELLOW	per lb	3.29	1	3.29					
Spinach		per bunch					2.50	27	2.50	
Squash	Yellow Crookneck/Straightneck	per lb					2.59	7	2.59	
Tomatoes		per lb					2.29 - 2.99	26	2.91	88
Tomatoes	Plum Type (Roma)	per lb					1.49	23	1.49	

Wtd Avg - Simple weighted average



Commodity	Variety	Unit	ALASKA U.S.				HAWAII U.S.			
			Price Range	Number of Ads	Wtd Avg Price	% Marked Local	Price Range	Number of Ads	Wtd Avg Price	% Marked Local
Tomatoes	VINE RIPES - ON THE VINE - Greenhouse	per lb	1.48 - 2.99	44	2.81					

Wtd Avg - Simple weighted average



NATIONAL ORGANIC SUMMARY

(not including AK & HI)

Fruit								
Commodity	Variety	Unit	THIS WEEK		LAST WEEK		LAST YEAR	
			Number of Ads	Wtd Avg Price	Number of Ads	Wtd Avg Price	Number of Ads	Wtd Avg Price
Apples	Fuji	2 lb bag	106	3.99				
Apples	Fuji	per lb	282	1.83			248	1.99
Apples	Gala/Royal Gala	2 lb bag	152	3.99	34	4.99	34	4.99
Apples	Gala/Royal Gala	per lb	241	1.68	384	1.55	260	2.03
Apples	Granny Smith	2 lb bag	106	3.99				
Apples	Granny Smith	per lb	20	1.99	56	1.99		
Apples	Honeycrisp	2 lb bag	109	4.68	75	4.99		
Apples	Honeycrisp	per lb	772	2.99	354	1.98	9	3.99
Apples	Pink Lady/Cripps Pink	2 lb bag	106	3.99				
Apples, Processed	Juice	64 oz (1/2 gallon)	244	3.54				
Apricots		per lb	79	3.99	489	4.29	446	4.08
Avocados	Hass	each	1,114	1.94	595	2.28	954	1.73
Bananas		per lb	10	0.99	254	0.84	235	0.90
Blackberries		5.6-6 oz package	2,240	3.73	857	4.81	72	4.99
Blueberries		1 pint (11-12 oz cntr w/ lid)	2,539	4.28	5,399	4.27		
Blueberries		18 oz package	542	5.90	623	6.32	195	8.99
Blueberries		6 oz package	2,467	3.64	652	4.55	1,837	3.69
Cantaloupes		each	9	5.99	237	3.72	322	4.16
Cantaloupes		per lb	16	1.49	16	0.93	9	1.49
Cherries	Rainier	per lb	6	7.98			7	6.99
Cherries	Red Varieties	per lb	2,850	4.84	2,338	4.83	584	5.34
Grapes	Black Seedless	per lb	372	2.54	853	3.35		
Grapes	Red Seedless	per lb	2,248	2.91	2,650	3.23	2,329	3.15
Grapes	White Seedless Type	per lb	2,246	2.91	2,646	3.22	2,530	3.32
Kiwifruit	Hayward	1-lb containers with lids	156	4.55				
Kiwifruit	Yellow Flesh	1-lb containers with lids	564	4.50	546	5.72		
Lemons		2 lb bag	21	5.66	21	5.66	10	3.99
Lemons		each	27	1.50			2	1.19
Limes		per lb	6	1.50				
Mangoes	Round Varieties	each	307	1.28	180	2.49		
Mangoes	Yellow Varieties	each	16	2.00	16	2.00		
Nectarines	Various White Flesh Varieties	per lb	16	4.99	16	4.99	460	3.29
Nectarines	Various Yellow Flesh Varieties	per lb	1,339	3.56	1,941	3.66	2,389	3.28

Wtd Avg - Simple weighted average



Commodity	Variety	Unit	THIS WEEK		LAST WEEK		LAST YEAR	
			Number of Ads	Wtd Avg Price	Number of Ads	Wtd Avg Price	Number of Ads	Wtd Avg Price
Oranges	Valencia	4 lb bag	146	4.99				
Oranges	Valencia	each	38	1.00			38	1.00
Peaches	Various White Flesh Varieties	per lb	16	4.99	16	4.99	153	3.84
Peaches	Various Yellow Flesh Varieties	per lb	1,350	3.55	1,531	3.60	2,233	3.36
Pears	Bartlett	per lb	7	0.99				
Pineapples		each	34	3.99			89	3.61
Pineapples		per lb	13	1.49	13	1.49		
Plums		per lb	659	3.84	26	3.49	81	2.99
Raspberries		6 oz package	1,273	4.94	644	4.48		
Strawberries		1 lb package	4,690	4.08	4,448	4.19	2,429	4.41
Strawberries		2 lb package	207	5.98	249	5.39	287	7.94
Watermelons	Red Flesh Seedless Miniature	each	1,234	3.08	481	4.83	22	3.99
Watermelons	Red Flesh Seedless Miniature	per lb	22	1.39				
Watermelons	Red Flesh Seedless Type	each	18	7.49			9	9.99
Watermelons	Red Flesh Seedless Type	per lb	32	0.97	43	0.94	27	0.87

Potatoes & Onions

Commodity	Variety	Unit	THIS WEEK		LAST WEEK		LAST YEAR	
			Number of Ads	Wtd Avg Price	Number of Ads	Wtd Avg Price	Number of Ads	Wtd Avg Price
Onions, Dry	YELLOW	3 lb bag	30	3.29	8	3.99		
Onions, Dry	YELLOW	per lb	40	2.77	8	1.99	493	1.85
Onions, Dry	YELLOW MARKED SWEET	2 lb bag	183	2.99			197	2.99
Potatoes	RUSSET	3 lb bag	32	4.99				
Potatoes	RUSSET	per lb	154	1.49	159	1.46		

Vegetables

Commodity	Variety	Unit	THIS WEEK		LAST WEEK		LAST YEAR	
			Number of Ads	Wtd Avg Price	Number of Ads	Wtd Avg Price	Number of Ads	Wtd Avg Price
Beets		per bunch	53	1.50			11	2.50
Broccoli		per bunch	17	3.99	200	3.26	6	2.50
Broccoli	BABY HYBRID TYPE	per bunch	395	3.26	481	3.22	214	3.33
Cabbage	ROUND GREEN TYPE	per lb	14	0.79			207	1.64
Carrots		1 lb bag	40	1.48	40	1.50		
Carrots	BABY PEELED	1 lb bag	292	1.98	496	2.66	418	2.23
Carrots	BABY PEELED	2 lb bag	16	3.00	6	2.50		
Cauliflower		each	488	4.36	25	4.35	343	3.35
Cauliflower		per lb	7	1.99	7	1.99		
Celery		each	129	2.29	18	1.99		

Wtd Avg - Simple weighted average



Commodity	Variety	Unit	THIS WEEK		LAST WEEK		LAST YEAR	
			Number of Ads	Wtd Avg Price	Number of Ads	Wtd Avg Price	Number of Ads	Wtd Avg Price
Cilantro		per bunch	356	1.83	364	1.58	470	1.37
Cucumbers		each	57	1.73				
Cucumbers	LONG SEEDLESS - Greenhouse	each	7	2.99			208	2.69
Kale		per bunch	71	1.66	149	2.73	190	2.20
Lettuce	Green Leaf	each	175	2.01	778	2.74	154	1.79
Lettuce	Iceberg	each	75	2.79	177	2.92	155	2.52
Lettuce	Red Leaf	each	175	2.01	378	2.44	154	1.79
Lettuce	Romaine	each	10	2.49	656	2.85	26	2.16
Lettuce	Romaine (Hearts)	3 count	926	3.67	409	4.09	543	3.65
Mixed Mini Sweet Peppers		1 lb package	593	4.21	26	3.99	423	5.28
Mushrooms	CREMINI	8 oz package	372	3.05	39	3.11		
Mushrooms	WHITE	8 oz package	739	2.91	139	2.88	56	2.83
Onions, Green		per bunch	20	0.99	217	1.25	969	1.16
Peppers (Bell Type)	GREEN	each	105	2.44	8	2.49	187	0.98
Peppers (Bell Type)	ORANGE	each	95	2.50	106	2.50	11	2.50
Peppers (Bell Type)	RED	each	95	2.50	106	2.50	11	2.50
Peppers (Bell Type)	YELLOW	each	95	2.50	95	2.50	11	2.50
Salad (Mixed Types)		1 lb package	575	4.47	149	5.77		
Salad (Mixed Types)		10-12 oz package	593	5.12	113	5.34	162	4.80
Salad (Mixed Types)		5-9 oz package	3,117	3.64	1,302	3.56	1,466	3.65
Spinach	FLAT TYPE	1 lb package	74	5.99				
Spinach	FLAT TYPE	5-7 oz package	185	3.82	53	3.41		
Spinach	FLAT TYPE	8-10 oz package	52	5.99				
Squash	Zucchini	per lb	162	1.97	219	2.37	2,221	2.00
Sweet Potatoes		per lb	28	1.99			10	1.99
Swiss Chard		per bunch	7	1.25	8	2.29		
Tomatoes		per lb	154	2.49	352	2.77	178	2.74
Tomatoes	Cherry Type	1 pint package	30	1.84	8	2.00	68	3.30
Tomatoes	GRAPE TYPE	1 pint package	426	2.96	356	2.76	514	3.10
Tomatoes	GRAPE TYPE	10 oz package	2,124	3.48	22	1.50	2,001	3.57
Tomatoes	Vine Ripes - Heirloom Varieties - Greenhouse	per lb	7	4.99	11	4.99		
Tomatoes	VINE RIPES - ON THE VINE - Greenhouse	per lb	670	3.10	388	3.88	677	3.82

Other Specialty Crop Items

Commodity	Variety	Unit	THIS WEEK		LAST WEEK		LAST YEAR	
			Number of Ads	Wtd Avg Price	Number of Ads	Wtd Avg Price	Number of Ads	Wtd Avg Price
Hemp (Seed) Oil		16 oz	343	16.99	240	16.99	291	16.99

Wtd Avg - Simple weighted average



Commodity	Variety	Unit	THIS WEEK		LAST WEEK		LAST YEAR	
			Number of Ads	Wtd Avg Price	Number of Ads	Wtd Avg Price	Number of Ads	Wtd Avg Price
Hemp Protein		16 oz	75	22.09			109	13.99
Hemp Seeds Shelled		12 oz	351	14.98	686	14.21	184	17.99
Hemp Seeds Shelled		16 oz	356	14.99	249	14.99	291	14.99
Hemp Seeds Shelled		7 oz	838	10.59	1,086	10.24	293	11.62
Hemp Seeds Shelled		8 oz	13	7.99				

Wtd Avg - Simple weighted average



REGIONAL ORGANIC DETAILS

Commodity	Variety	Unit	NORTHEAST U.S.				SOUTHEAST U.S.				MIDWEST U.S.			
			Price Range	Number of Ads	Wtd Avg Price	% Marked Local	Price Range	Number of Ads	Wtd Avg Price	% Marked Local	Price Range	Number of Ads	Wtd Avg Price	% Marked Local
FRUIT														
Apples	Fuji	2 lb bag										3.99	106	3.99
Apples	Fuji	per lb										1.68	199	1.68
Apples	Gala/Royal Gala	2 lb bag	3.99	46	3.99							3.99	106	3.99
Apples	Gala/Royal Gala	per lb										1.68	199	1.68
Apples	Granny Smith	2 lb bag										3.99	106	3.99
Apples	Granny Smith	per lb	1.99	20	1.99									
Apples	Honeycrisp	2 lb bag	3.99 - 4.99	109	4.68									
Apples	Honeycrisp	per lb	3.66	122	3.66	3.66	86	3.66				3.29	67	3.29
Apples	Pink Lady/Cripps Pink	2 lb bag										3.99	106	3.99
Apples, Processed	Juice	64 oz (1/2 gallon)	3.39 - 3.99	244	3.54									
Avocados	Hass	each										1.25	13	1.25
Blackberries		5.6-6 oz package	2.99 - 3.99	79	3.90	3.49 - 4.50	829	3.94				3.49	559	3.49
Blueberries		1 pint (11-12 oz cntr w/ lid)	2.50 - 4.99	382	3.94	3.99 - 5.00	1261	4.95				3.00 - 3.97	600	3.50
Blueberries		18 oz package	6.10	122	6.10	6.10	86	6.10				5.49	67	5.49
Blueberries		6 oz package	3.49	75	3.49	3.49 - 4.50	1774	3.70				2.99 - 3.79	77	3.54
Cantaloupes		each	5.99	9	5.99									
Cherries	Red Varieties	per lb	3.99 - 5.54	683	4.82	3.99 - 4.99	1350	4.96				4.69 - 4.99	90	4.77
Grapes	Black Seedless	per lb	2.48	9	2.48	2.48	52	2.48						
Grapes	Red Seedless	per lb	2.48 - 3.99	257	3.54	1.88 - 3.49	1448	2.83				2.99 - 3.99	118	3.04
Grapes	White Seedless Type	per lb	2.48 - 3.99	266	3.56	1.88 - 3.49	1448	2.83				2.99 - 3.99	118	3.04
Kiwifruit	Hayward	1-lb containers with lids	4.43	122	4.43	4.99	34	4.99						
Kiwifruit	Yellow Flesh	1-lb containers with lids										3.99	67	3.99
Lemons		2 lb bag	4.99	7	4.99									
Mangoes	Round Varieties	each	1.25	9	1.25	0.98 - 1.25	239	1.04						
Nectarines	Various Yellow Flesh Varieties	per lb				3.49	1195	3.49						
Oranges	Valencia	each	1.00	38	1.00									
Peaches	Various Yellow Flesh Varieties	per lb				3.49	1195	3.49						
Pears	Bartlett	per lb										0.99	7	0.99
Pineapples		each	3.99	34	3.99									
Plums		per lb	3.88	122	3.88	3.88	86	3.88				3.49	67	3.49
Raspberries		6 oz package	3.99	72	3.99	5.00	1195	5.00						
Strawberries		1 lb package	4.43 - 4.99	194	4.64	3.49 - 4.43	1744	3.88				3.34 - 3.99	700	3.57
Strawberries		2 lb package										5.99	39	5.99

Wtd Avg - Simple weighted average



Commodity	Variety	Unit	NORTHEAST U.S.				SOUTHEAST U.S.				MIDWEST U.S.			
			Price Range	Number of Ads	Wtd Avg Price	% Marked Local	Price Range	Number of Ads	Wtd Avg Price	% Marked Local	Price Range	Number of Ads	Wtd Avg Price	% Marked Local
Watermelons	Red Flesh Seedless Miniature	each					2.99	1195	2.99					
Watermelons	Red Flesh Seedless Miniature	per lb								1.49	11	1.49		
Watermelons	Red Flesh Seedless Type	each	9.99	9	9.99									
POTATOES & ONIONS														
Onions, Dry	YELLOW	3 lb bag								3.99	6	3.99		
Onions, Dry	YELLOW MARKED SWEET	2 lb bag	2.99	183	2.99									
Potatoes	RUSSET	per lb								1.49	13	1.49		
VEGETABLES														
Broccoli		per bunch	3.99	8	3.99					3.99	9	3.99		
Broccoli	BABY HYBRID TYPE	per bunch	3.32	122	3.32					2.99	67	2.99		
Cabbage	ROUND GREEN TYPE	per lb								0.79	14	0.79		
Carrots		1 lb bag	1.39	6	1.39		1.50	34	1.50					
Carrots	BABY PEELED	1 lb bag	1.49 - 2.50	116	1.82					1.69 - 1.99	100	1.86		
Carrots	BABY PEELED	2 lb bag								3.00	16	3.00		
Cauliflower		each	3.99 - 4.43	129	4.41		4.43	86	4.43	3.99	67	3.99		
Celery		each	2.99	53	2.99		2.99	3	2.99	1.98	9	1.98		
Cilantro		per bunch	1.79	322	1.79					0.99	7	0.99		
Cucumbers		each	2.00	46	2.00									
Cucumbers	LONG SEEDLESS - Greenhouse	each	2.99	7	2.99									
Kale		per bunch								1.50	23	1.50		
Lettuce	Green Leaf	each								1.99	13	1.99		
Lettuce	Iceberg	each	2.79	75	2.79									
Lettuce	Red Leaf	each								1.99	13	1.99		
Lettuce	Romaine (Hearts)	3 count	2.99 - 5.99	787	3.57		3.99 - 4.99	91	4.02					
Mixed Mini Sweet Peppers		1 lb package	4.29	413	4.29									
Mushrooms	CREMINI	8 oz package	3.99	20	3.99									
Mushrooms	WHITE	8 oz package								2.00	60	2.00		
Onions, Green		per bunch	0.99	20	0.99									
Peppers (Bell Type)	GREEN	each	2.00 - 2.79	105	2.44									
Salad (Mixed Types)		1 lb package					4.39	530	4.39					
Salad (Mixed Types)		10-12 oz package	4.99 - 5.99	494	5.10					4.77 - 5.99	73	5.30		
Salad (Mixed Types)		5-9 oz package	2.50 - 4.39	1474	3.62		3.99 - 4.00	369	4.00	3.68 - 4.49	255	3.84		
Spinach	FLAT TYPE	1 lb package					5.99	74	5.99					

Wtd Avg - Simple weighted average



Commodity	Variety	Unit	NORTHEAST U.S.				SOUTHEAST U.S.				MIDWEST U.S.				
			Price Range	Number of Ads	Wtd Avg Price	% Marked Local	Price Range	Number of Ads	Wtd Avg Price	% Marked Local	Price Range	Number of Ads	Wtd Avg Price	% Marked Local	
Spinach	FLAT TYPE	5-7 oz package										3.99	13	3.99	
Spinach	FLAT TYPE	8-10 oz package	5.99	38	5.99							5.99	14	5.99	
Squash	Zucchini	per lb	1.49	8	1.49							1.99	13	1.99	
Sweet Potatoes		per lb	1.99	25	1.99		1.99	3	1.99						
Swiss Chard		per bunch										1.25	7	1.25	
Tomatoes		per lb										2.49	13	2.49	
Tomatoes	Cherry Type	1 pint package					1.99	15	1.99			1.69	15	1.69	
Tomatoes	GRAPE TYPE	1 pint package	2.50 - 3.49	219	3.00		1.99 - 4.49	103	3.92			1.69 - 1.79	24	1.73	
Tomatoes	GRAPE TYPE	10 oz package	3.19 - 3.99	537	3.47		3.49	530	3.49			3.49	735	3.49	
Tomatoes	VINE RIPES - ON THE VINE - Greenhouse	per lb	2.49 - 3.10	131	3.06		3.10	86	3.10			2.79 - 2.99	73	2.81	

OTHER SPECIALTY CROP ITEMS

Hemp (Seed) Oil		16 oz					16.99	52	16.99						
Hemp Seeds Shelled		12 oz	14.49	8	14.49		14.99	52	14.99						
Hemp Seeds Shelled		16 oz	14.99	9	14.99		14.99	52	14.99						
Hemp Seeds Shelled		7 oz	9.39 - 10.79	421	9.42		10.79 - 11.99	126	11.29						
Hemp Seeds Shelled		8 oz	7.99	9	7.99										

Wtd Avg - Simple weighted average



Commodity	Variety	Unit	SOUTH CENTRAL U.S.				SOUTHWEST U.S.				NORTHWEST U.S.			
			Price Range	Number of Ads	Wtd Avg Price	% Marked Local	Price Range	Number of Ads	Wtd Avg Price	% Marked Local	Price Range	Number of Ads	Wtd Avg Price	% Marked Local
FRUIT														
Apples	Fuji	per lb	1.68	42	1.68		2.99	10	2.99		1.59 - 2.99	31	2.58	
Apples	Gala/Royal Gala	per lb	1.68	42	1.68									
Apples	Honeycrisp	per lb	1.98 - 3.66	182	2.67		1.98 - 3.66	293	2.60		3.66	22	3.66	
Apricots		per lb									3.99	79	3.99	
Avocados	Hass	each	1.25	92	1.25		0.99 - 2.00	554	1.81		1.25 - 3.00	455	2.27	
Bananas		per lb									0.99	10	0.99	
Blackberries		5.6-6 oz package	3.49	288	3.49		3.49 - 4.00	485	3.76					
Blueberries		1 pint (11-12 oz cntr w/ lid)	3.50	107	3.50		1.75 - 3.50	189	3.45					
Blueberries		18 oz package	6.10	75	6.10		6.10	109	6.10		4.99 - 6.10	83	5.28	
Blueberries		6 oz package	1.98 - 3.49	272	3.40		3.49 - 4.99	248	3.58		2.98	21	2.98	
Cantaloupes		per lb									1.49	16	1.49	
Cherries	Rainier	per lb									7.98	6	7.98	
Cherries	Red Varieties	per lb	3.99 - 6.99	187	4.34		3.98 - 7.49	301	4.52		4.98 - 5.99	239	5.11	15
Grapes	Black Seedless	per lb	2.48	107	2.48		2.48	184	2.48		2.48 - 3.99	20	3.69	
Grapes	Red Seedless	per lb	2.48	107	2.48		2.48 - 4.99	281	2.77		2.48 - 3.99	37	3.45	
Grapes	White Seedless Type	per lb	2.48 - 2.98	116	2.52		2.48 - 4.99	261	2.75		2.48 - 3.99	37	3.45	
Kiwifruit	Yellow Flesh	1-lb containers with lids	4.43 - 4.98	182	4.75		4.43 - 4.50	293	4.47		4.43	22	4.43	
Lemons		2 lb bag					5.99	14	5.99					
Lemons		each					1.50	27	1.50					
Limes		per lb					1.50	6	1.50					
Mangoes	Round Varieties	each					1.69 - 2.50	39	2.23		1.25 - 2.50	20	2.25	
Mangoes	Yellow Varieties	each									2.00	16	2.00	
Nectarines	Various White Flesh Varieties	per lb					4.99	16	4.99					
Nectarines	Various Yellow Flesh Varieties	per lb					3.99	128	3.99	95	4.99	16	4.99	
Oranges	Valencia	4 lb bag					4.99	146	4.99					
Peaches	Various White Flesh Varieties	per lb					4.99	16	4.99					
Peaches	Various Yellow Flesh Varieties	per lb					2.50 - 3.99	139	3.87	87	4.99	16	4.99	
Pineapples		per lb					1.49	13	1.49					
Plums		per lb	3.88	75	3.88		3.49 - 3.99	281	3.87	43	3.88 - 3.98	28	3.90	
Raspberries		6 oz package					4.00	6	4.00					
Strawberries		1 lb package	3.49 - 4.99	574	3.97		3.49 - 6.99	1152	4.41		4.43 - 4.99	326	4.95	
Strawberries		2 lb package	5.98 - 5.99	168	5.98									
Watermelons	Red Flesh Seedless Miniature	each					5.99	14	5.99		5.98 - 5.99	25	5.99	
Watermelons	Red Flesh Seedless Miniature	per lb					1.29	11	1.29					

Wtd Avg - Simple weighted average



Commodity	Variety	Unit	SOUTH CENTRAL U.S.				SOUTHWEST U.S.				NORTHWEST U.S.			
			Price Range	Number of Ads	Wtd Avg Price	% Marked Local	Price Range	Number of Ads	Wtd Avg Price	% Marked Local	Price Range	Number of Ads	Wtd Avg Price	% Marked Local
Watermelons	Red Flesh Seedless Type	each	4.98	9	4.98									
Watermelons	Red Flesh Seedless Type	per lb								0.96 - 0.99	32	0.97		
POTATOES & ONIONS														
Onions, Dry	YELLOW	3 lb bag	3.49	6	3.49		2.99	18	2.99					
Onions, Dry	YELLOW	per lb					1.89 - 2.99	18	2.50		2.99	22	2.99	
Potatoes	RUSSET	3 lb bag					4.99	10	4.99		4.99	22	4.99	
Potatoes	RUSSET	per lb	1.49	92	1.49		1.49	23	1.49		1.49	26	1.49	
VEGETABLES														
Beets		per bunch					1.50	53	1.50					
Broccoli	BABY HYBRID TYPE	per bunch	3.32	75	3.32		3.32	109	3.32		3.32	22	3.32	
Carrots	BABY PEELED	1 lb bag	1.79 - 2.29	33	2.20		1.98	20	1.98		2.99	23	2.99	
Cauliflower		each	4.43	75	4.43		4.43	109	4.43		4.43	22	4.43	
Cauliflower		per lb									1.99	7	1.99	
Celery		each					1.69	53	1.69		1.89	11	1.89	
Cilantro		per bunch					2.50	27	2.50					
Cucumbers		each	0.60	11	0.60									
Kale		per bunch					1.67 - 1.99	31	1.78		1.67	17	1.67	
Lettuce	Green Leaf	each	1.99	92	1.99		1.79 - 2.49	44	2.05		1.99	26	1.99	
Lettuce	Red Leaf	each	1.99	92	1.99		1.79 - 2.49	44	2.05		1.99	26	1.99	
Lettuce	Romaine	each					2.49	10	2.49					
Lettuce	Romaine (Hearts)	3 count	3.99	27	3.99		5.99	14	5.99		3.99	7	3.99	
Mixed Mini Sweet Peppers		1 lb package					3.99 - 4.99	180	4.03					
Mushrooms	CREMINI	8 oz package					3.00	352	3.00					
Mushrooms	WHITE	8 oz package					3.00	352	3.00		2.50 - 3.00	327	2.97	
Peppers (Bell Type)	ORANGE	each	2.50	95	2.50									
Peppers (Bell Type)	RED	each	2.50	95	2.50									
Peppers (Bell Type)	YELLOW	each	2.50	95	2.50									
Salad (Mixed Types)		1 lb package					4.98 - 5.98	28	5.69		4.98	17	4.98	
Salad (Mixed Types)		10-12 oz package					4.99	26	4.99	100				
Salad (Mixed Types)		5-9 oz package	3.00 - 3.68	170	3.17		3.50	474	3.50	25	3.00 - 3.98	375	3.61	
Spinach	FLAT TYPE	5-7 oz package	3.00 - 3.99	123	3.74		3.99	23	3.99		3.99	26	3.99	
Squash	Zucchini	per lb	1.99	92	1.99		1.99	23	1.99		1.99	26	1.99	
Tomatoes		per lb	2.49	92	2.49		2.49	23	2.49		2.49	26	2.49	
Tomatoes	GRAPE TYPE	1 pint package	1.79 - 1.98	27	1.91		2.00	53	2.00					
Tomatoes	GRAPE TYPE	10 oz package	2.99 - 3.49	308	3.43	11	3.49	14	3.49					

Wtd Avg - Simple weighted average



Commodity	Variety	Unit	SOUTH CENTRAL U.S.				SOUTHWEST U.S.				NORTHWEST U.S.			
			Price Range	Number of Ads	Wtd Avg Price	% Marked Local	Price Range	Number of Ads	Wtd Avg Price	% Marked Local	Price Range	Number of Ads	Wtd Avg Price	% Marked Local
Tomatoes	Vine Ripes - Heirloom Varieties - Greenhouse	per lb									4.99	7	4.99	
Tomatoes	VINE RIPES - ON THE VINE - Greenhouse	per lb	3.10	75	3.10		1.75 - 3.99	264	3.16		3.10 - 3.49	41	3.28	
OTHER SPECIALTY CROP ITEMS														
Hemp (Seed) Oil		16 oz	16.99	107	16.99		16.99	184	16.99					
Hemp Protein		16 oz	22.09	75	22.09									
Hemp Seeds Shelled		12 oz	14.99	107	14.99		14.99	184	14.99					
Hemp Seeds Shelled		16 oz	14.99	107	14.99		14.99	184	14.99		14.99	4	14.99	
Hemp Seeds Shelled		7 oz	11.99	107	11.99		11.99	184	11.99					
Hemp Seeds Shelled		8 oz									7.99	4	7.99	

Wtd Avg - Simple weighted average



Commodity	Variety	Unit	ALASKA U.S.				HAWAII U.S.			
			Price Range	Number of Ads	Wtd Avg Price	% Marked Local	Price Range	Number of Ads	Wtd Avg Price	% Marked Local
FRUIT										
Apples	Honeycrisp	2 lb bag	5.99	11	5.99					
Apples	Honeycrisp	per lb					5.12	4	5.12	
Blackberries		5.6-6 oz package	3.59 - 4.99	12	4.87					
Blueberries		1 pint (11-12 oz cntr w/ lid)	4.48	3	4.48					
Blueberries		18 oz package					8.54	4	8.54	
Blueberries		6 oz package	4.99	11	4.99					
Cherries	Red Varieties	per lb					7.21	4	7.21	
Kiwifruit	Yellow Flesh	1-lb containers with lids					6.21	4	6.21	
Nectarines	Various Yellow Flesh Varieties	per lb	3.68 - 4.49	14	4.32					
Peaches	Various Yellow Flesh Varieties	per lb	3.68 - 4.49	14	4.32					
Pears	Bartlett	per lb	2.59	1	2.59					
Plums		per lb					5.43	4	5.43	
Strawberries		1 lb package	5.49	11	5.49		6.21	4	6.21	
VEGETABLES										
Asparagus	GREEN	per lb	3.99	22	3.99					
Broccoli	BABY HYBRID TYPE	per bunch					4.65	4	4.65	
Cauliflower		each					6.21	4	6.21	
Cilantro		per bunch	1.48	3	1.48					
Tomatoes	Cherry Type	1 pint package	2.58	3	2.58					
Tomatoes	GRAPE TYPE	1 pint package	2.58 - 3.50	4	2.81					
Tomatoes	VINE RIPES - ON THE VINE - Greenhouse	per lb					4.34	4	4.34	
OTHER SPECIALTY CROP ITEMS										
Hemp Protein		16 oz					21.59	4	21.59	

Wtd Avg - Simple weighted average

REGIONAL DEFINITIONS

As used in this report, regions include the following states:	
NORTHEAST U.S.	Connecticut, Delaware, Massachusetts, Maryland, Maine, New Hampshire, New Jersey, New York, Pennsylvania, Rhode Island and Vermont
SOUTHEAST U.S.	Alabama, Florida, Georgia, Mississippi, North Carolina, South Carolina, Tennessee, Virginia and West Virginia
MIDWEST U.S.	Iowa, Illinois, Indiana, Kentucky, Michigan, Minnesota, North Dakota, Nebraska, Ohio, South Dakota and Wisconsin
SOUTH CENTRAL U.S.	Arkansas, Colorado, Kansas, Louisiana, Missouri, New Mexico, Oklahoma, and Texas
SOUTHWEST U.S.	Arizona, California, Nevada and Utah
NORTHWEST U.S.	Idaho, Montana, Oregon, Washington, and Wyoming
ALASKA	Alaska
HAWAII	Hawaii
NATIONAL	Continental United States

1 -- Specialty Crops Market News surveys nearly 271 retailers, comprising over 29,700 individual stores, with online weekly advertised features.

2 -- Date range reflects one week of data collection ending on the report date and encompassing ad pricing good from the Saturday before the report release date through the following Friday.