



## Advertised Prices for Specialty Crops Products at Major Retail Supermarket Outlets ending during the period of 7/6/2024 to 7/18/2024

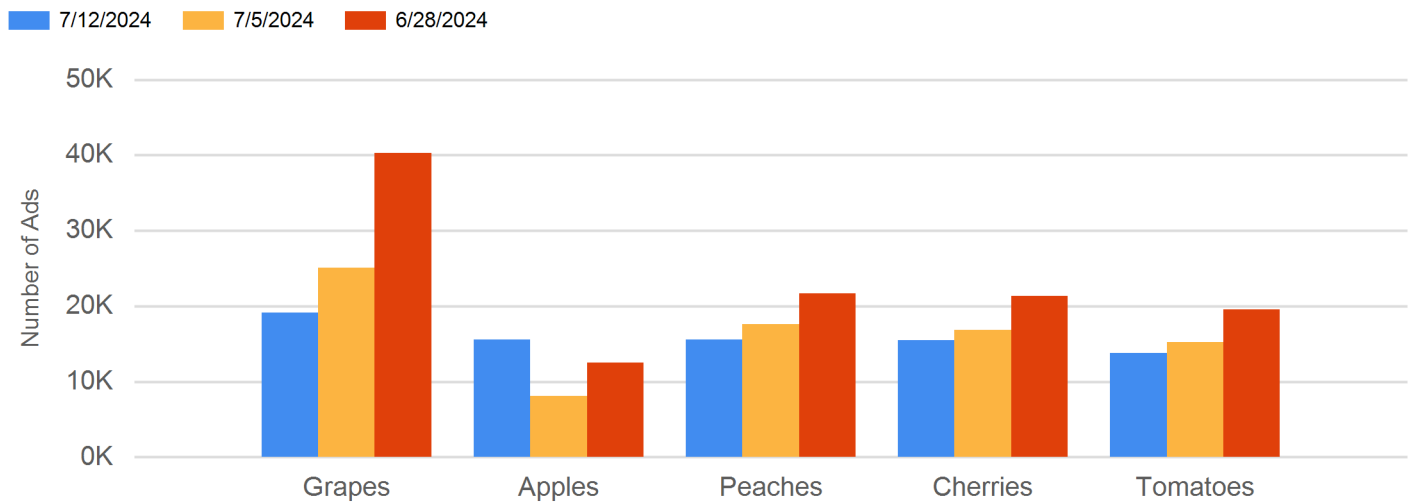
The heat is on!

Among fruit products, cherries, peaches, nectarines, grapes, and cantaloupes received the most advertisements. These juicy options are perfect for beating the heat. On the vegetable front, tomatoes lead the way. Their versatility allows for simple enjoyment - just slice and season with salt, pepper, and vinegar. Despite fewer ads this week, there are still great deals on fresh produce. So, stock up and savor the nutritious goodness!

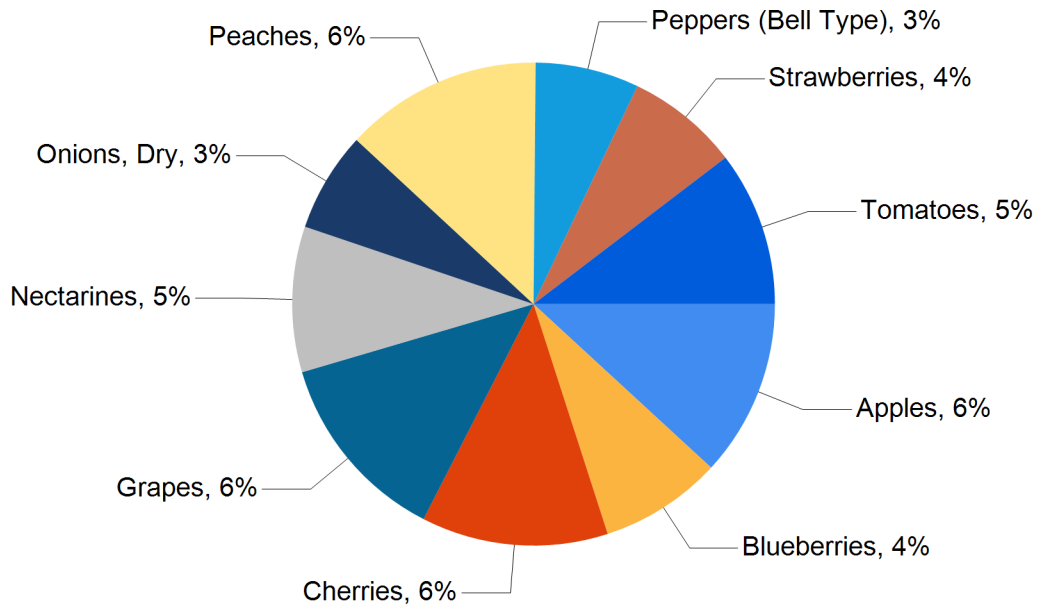
Total ad numbers this week were 277,021, a 9% decrease from last week's total of 304,346. The total for the same week last year was 2% lower at 272,354. The total number of ads broken out by commodity groups: fruit 175,291 (63% of all ads), onions and potatoes 15,197 (5%), vegetables 82,320 (30%), herbs 934, ornamentals 1,087, and hemp 3,126. The number of ads for organic produce was 32,773, 12% of total ads.

This week, there were no notable price fluctuations for fruits or vegetables. Neither onions, potatoes, ornamentals, nor hemp products had over 3000 ads, resulting in insufficient data for reporting any shifts.

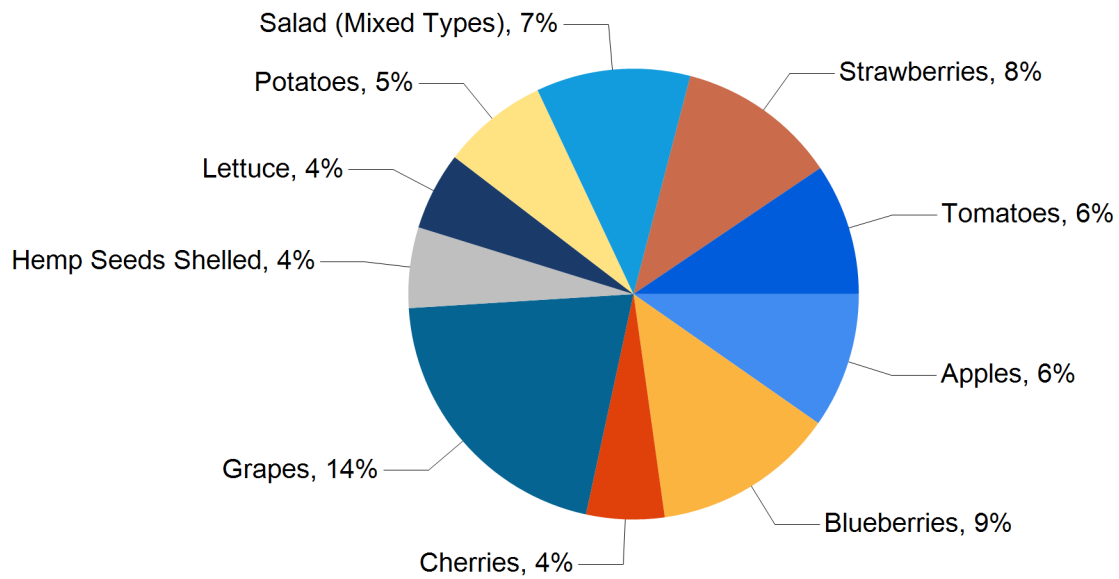
### Top 5 Commodities Featured This Week



### Top 10 Commodities as Percentage of Total Conventional Ads

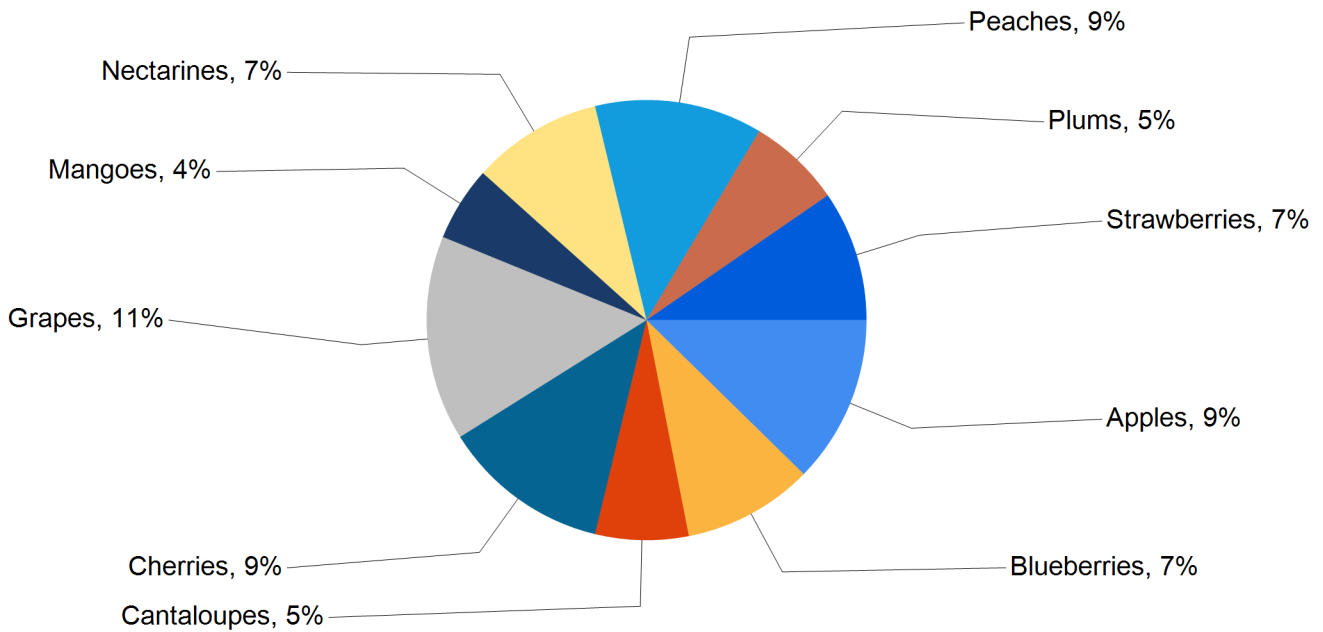


### Top 10 Commodities as Percentage of Total Organic Ads

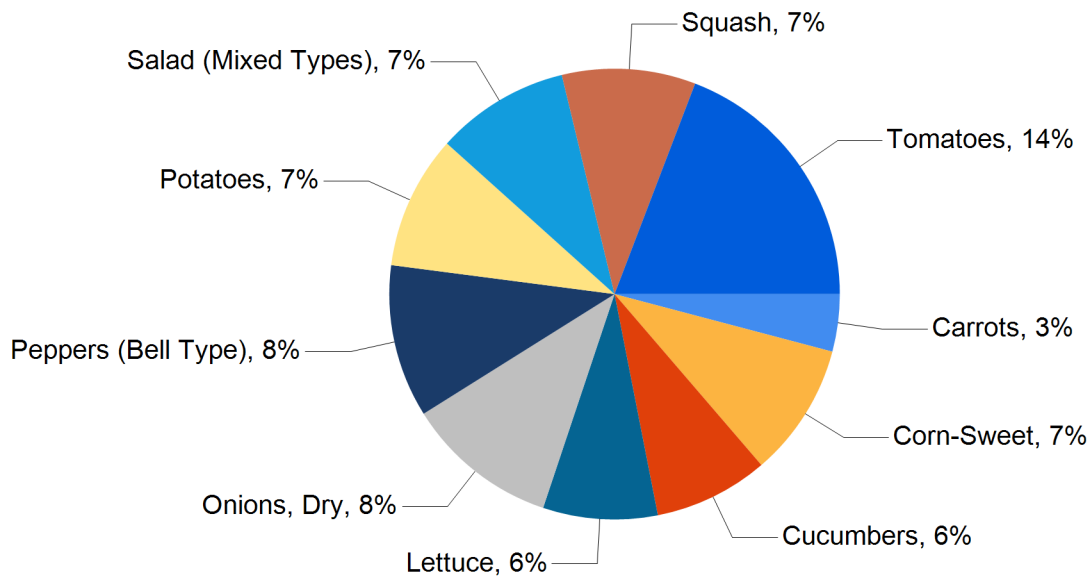


Wtd Avg - Simple weighted average

### Top 10 Fruits as Percentage of Total Fruit Ads



### Top 10 Vegetables as Percentage of Total Vegetable Ads Including Onions and Potatoes



Wtd Avg - Simple weighted average



**NATIONAL CONVENTIONAL SUMMARY**  
(not including AK & HI)

Fruit								
Commodity	Variety	Unit	THIS WEEK		LAST WEEK		LAST YEAR	
			Number of Ads	Wtd Avg Price	Number of Ads	Wtd Avg Price	Number of Ads	Wtd Avg Price
Apples	Ambrosia	per lb	12	1.29				
Apples	Braeburn	per lb	47	1.49			20	1.40
Apples	Envy	per lb	81	2.48	81	1.98		
Apples	Fuji	3 lb bag	2,536	4.22	55	3.50	1,768	4.31
Apples	Fuji	per lb	857	1.60	362	1.19	229	1.26
Apples	Gala/Royal Gala	2 lb bag	10	3.00			15	3.50
Apples	Gala/Royal Gala	3 lb bag	450	3.93	520	3.01	222	3.79
Apples	Gala/Royal Gala	per lb	740	1.94	789	1.89	603	2.23
Apples	Golden Delicious	2 lb bag	10	3.00				
Apples	Golden Delicious	3 lb bag	24	2.25			170	3.99
Apples	Golden Delicious	per lb	24	1.49	27	1.28		
Apples	Granny Smith	2 lb bag	8	2.79				
Apples	Granny Smith	3 lb bag	87	3.47	150	2.54	172	3.99
Apples	Granny Smith	per lb	730	1.85	405	1.84	71	1.89
Apples	Honeycrisp	2 lb bag	395	3.99	33	1.99		
Apples	Honeycrisp	3 lb bag	1,646	3.78	197	5.99		
Apples	Honeycrisp	5 lb bag	46	5.74				
Apples	Honeycrisp	per lb	1,977	1.79	3,452	1.87	1,025	1.90
Apples	McIntosh	per lb	35	1.49				
Apples	Pinata	3 lb bag	1	4.49				
Apples	Pink Lady/Cripps Pink	2 lb bag	10	3.00				
Apples	Pink Lady/Cripps Pink	3 lb bag	2,437	4.45			1,847	4.60
Apples	Pink Lady/Cripps Pink	per lb	558	1.48	16	1.52	303	1.64
Apples	Red Delicious	2 lb bag	40	1.34			15	3.50
Apples	Red Delicious	3 lb bag	706	3.52	131	3.99	91	4.27
Apples	Red Delicious	per lb	65	1.20	132	1.14	103	1.92
Apples, Processed	Juice	128 oz (1 gallon)	54	6.69	8	7.99	22	5.99
Apples, Processed	Juice	64 oz (1/2 gallon)	2,329	2.07	2,197	2.58	3,830	2.37
Apples, Processed	Juice Marked Cider	64 oz (1/2 gallon)	140	2.59	125	2.75	72	1.73
Apricots		per lb	456	3.37	425	3.22	2,193	3.10
Avocados	Hass	each	2,808	0.97	4,199	0.96	5,990	1.10
Avocados	Hass-Marked Extra Large	each	462	2.79	538	1.53		
Avocados	Hass-Marked Large	each	36	1.75	177	1.31		

Wtd Avg - Simple weighted average



National Retail Report - Specialty Crops  
Friday, July 12, 2024 - Page 5

Commodity	Variety	Unit	THIS WEEK		LAST WEEK		LAST YEAR	
			Number of Ads	Wtd Avg Price	Number of Ads	Wtd Avg Price	Number of Ads	Wtd Avg Price
Avocados	Hass-Marked Medium	each	612	1.44	93	1.31		
Avocados	Various Greenskin Marked Large	each	8	1.39				
Avocados	Various Greenskin Varieties	each	619	2.34	1,222	3.02	2	2.98
Avocados	Various Greenskin Varieties	per lb	26	0.98			34	0.99
Bananas		per lb	379	0.55	811	0.45	444	0.53
Blackberries		1 pint (11-12 oz cntr w/ lid)	330	4.57	259	5.40		
Blackberries		5.6-6 oz package	2,885	2.82	6,591	2.70	5,997	2.87
Blueberries		1 pint (11-12 oz cntr w/ lid)	6,344	2.40	6,119	2.87		
Blueberries		18 oz package	2,303	4.51	1,640	4.81	2,401	3.99
Blueberries		6 oz package	703	2.32	855	2.48	583	2.71
Cactus Pears		each	489	0.28	266	0.33	59	0.49
Cactus Pears		per lb	93	0.94	9	0.99	8	0.79
Cantaloupes		each	6,374	2.63	6,278	3.26	7,388	2.51
Cantaloupes		per lb	701	0.69	989	0.50	747	0.72
Cherries	Rainier	per lb	828	6.37	2,246	5.96	4,904	5.77
Cherries	Red Varieties	per lb	13,462	3.20	11,725	3.32	15,914	3.03
Clementines		2 lb bag	155	4.68			234	4.00
Clementines		3 lb bag	348	5.12	435	5.15	2,732	4.58
Grapefruit	RED	each	83	0.56	7	0.89	200	0.75
Grapefruit	RED	per lb	18	2.93			14	1.49
Grapes	Black Seedless	per lb	1,479	2.47	3,529	1.95	957	2.57
Grapes	Red Globe Seeded Type	per lb	18	1.99	123	2.21	207	2.95
Grapes	Red Seedless	per lb	6,865	2.36	8,147	2.05	6,156	2.28
Grapes	White Seedless Type	per lb	6,301	2.40	8,441	2.03	5,227	2.49
Honeydews		each	850	4.15	935	4.11	1,701	3.51
Honeydews		per lb	89	1.18	132	0.88	246	0.89
Kiwifruit	Hayward	1 lb bag	24	0.50			145	4.99
Kiwifruit	Hayward	1-lb containers with lids	79	2.84	307	4.39		
Kiwifruit	Hayward	2-lb containers with lids	442	3.99	122	5.99		
Kiwifruit	Hayward	each	144	0.65	84	0.58	255	0.53
Kiwifruit	Yellow Flesh	1 lb bag	595	4.00				
Kiwifruit	Yellow Flesh	1-lb containers with lids	166	4.42	1,401	4.23		
Kiwifruit	Yellow Flesh	2-lb containers with lids	24	7.99				
Kiwifruit	Yellow Flesh	per lb	86	3.49				
Lemons		1 lb bag	228	2.99	37	2.49		

Wtd Avg - Simple weighted average



Commodity	Variety	Unit	THIS WEEK		LAST WEEK		LAST YEAR	
			Number of Ads	Wtd Avg Price	Number of Ads	Wtd Avg Price	Number of Ads	Wtd Avg Price
Lemons		2 lb bag	1,035	3.84	739	3.81	425	3.59
Lemons		each	669	0.61	1,644	0.56	3,205	0.75
Lemons		per lb	129	0.90	118	0.88	55	0.55
Limes		each	1,026	0.40	1,481	0.43	2,155	0.38
Limes		per lb	88	1.13	81	1.02	104	0.87
Mangoes	Round Varieties	each	4,181	0.95	5,301	0.93		
Mangoes	Round Varieties Marked Extra Large	each	295	1.75	301	1.77		
Mangoes	Round Varieties Marked Large	each	1,046	0.93	1,519	1.33		
Mangoes	Yellow Varieties	each	461	0.52	710	1.05		
Mangoes	Yellow Varieties Marked Large	each	106	0.88				
Nectarines	Various White Flesh Varieties	per lb	3,995	2.66	3,561	2.78	4,508	2.46
Nectarines	Various Yellow Flesh Varieties	per lb	7,117	2.52	6,376	2.44	8,069	2.50
Oranges	Navel	3 lb bag	565	3.78	376	5.48	202	4.10
Oranges	Navel	4 lb bag	35	6.08	11	4.99	42	5.66
Oranges	Navel	each	546	1.01	1,042	1.00	492	1.03
Oranges	Navel	per lb	826	1.50	870	1.48	387	1.61
Oranges	Valencia	per lb	101	0.67	110	0.95	46	0.88
Papaya	Maradol/Tainung Types	each	287	5.03			8	3.50
Papaya	Maradol/Tainung Types	per lb	1,639	1.20	1,000	1.38	2,321	0.91
Papaya	Solo Type	each	8	0.98				
Papaya	Solo Type	per lb	103	0.99			198	0.80
Peaches	Various White Flesh Varieties	per lb	4,489	2.65	3,765	2.79	4,807	2.43
Peaches	Various Yellow Flesh Varieties	per lb	10,667	2.20	12,491	1.90	9,158	2.38
Pears	Bartlett	per lb	1,902	1.74	168	1.67	261	2.43
Pears	D'Anjou	per lb	190	1.99			119	1.43
Persimmons		each	252	2.50				
Pineapples		each	2,828	2.63	2,183	2.90	2,685	2.75
Pineapples		per lb	166	0.81	231	0.81	394	0.81
Plums		per lb	5,639	2.56	3,602	2.39	4,078	2.49
Plums	Interspecific Type	per lb	1,729	3.90	2,190	2.43	2,940	3.15
Raspberries		1 pint (11-12 oz cntr w/ lid)	731	4.85	226	5.41		
Raspberries		6 oz package	1,632	3.37	3,369	2.76		
Strawberries		1 lb package	5,539	2.86	9,784	2.63	6,403	2.89
Strawberries		1 pint (11-12 oz cntr w/ lid)	11	5.99	104	3.50		
Strawberries		2 lb package	3,015	4.64	2,450	4.56	3,001	4.63
Tangerines/Mandarins		2 lb bag	449	4.64	120	4.37	100	2.62

Wtd Avg - Simple weighted average



Commodity	Variety	Unit	THIS WEEK		LAST WEEK		LAST YEAR	
			Number of Ads	Wtd Avg Price	Number of Ads	Wtd Avg Price	Number of Ads	Wtd Avg Price
Tangerines/Mandarins		3 lb bag	4,874	3.91	424	5.62	3,303	3.76
Tangerines/Mandarins		per lb	87	1.82			65	1.50
Watermelons	Red Flesh Seeded Type	each	43	4.85	100	6.10	109	6.74
Watermelons	Red Flesh Seedless Miniature	each	2,210	2.99	2,284	3.60	3,424	3.21
Watermelons	Red Flesh Seedless Miniature	per lb	6	0.50			11	0.99
Watermelons	Red Flesh Seedless Type	each	3,309	5.58	8,168	4.59	2,645	5.90
Watermelons	Red Flesh Seedless Type	per lb	835	0.52	1,159	0.44	694	0.57

**Potatoes & Onions**

Commodity	Variety	Unit	THIS WEEK		LAST WEEK		LAST YEAR	
			Number of Ads	Wtd Avg Price	Number of Ads	Wtd Avg Price	Number of Ads	Wtd Avg Price
Onions, Dry	RED	2 lb bag	123	3.73	173	2.03	1,196	2.26
Onions, Dry	RED	per lb	459	1.52	1,406	1.92	715	1.25
Onions, Dry	WHITE	2 lb bag	23	1.93	175	1.72	42	0.99
Onions, Dry	WHITE	3 lb bag	16	1.89				
Onions, Dry	WHITE	per lb	742	1.08	2,657	1.20	1,359	0.98
Onions, Dry	YELLOW	2 lb bag	47	1.85	239	1.87	508	2.39
Onions, Dry	YELLOW	3 lb bag	1,249	2.68	459	2.96	1,235	2.82
Onions, Dry	YELLOW	per lb	1,390	0.73	657	0.95	394	0.82
Onions, Dry	YELLOW MARKED SWEET	2 lb bag	144	2.90	189	2.48	572	2.33
Onions, Dry	YELLOW MARKED SWEET	3 lb bag	1,215	3.45	515	3.52	59	3.72
Onions, Dry	YELLOW MARKED SWEET	5 lb bag	127	4.89	1,311	4.93	454	5.02
Onions, Dry	YELLOW MARKED SWEET	per lb	2,062	1.21	3,875	1.21	2,610	1.37
Potatoes	ROUND RED	3 lb bag	216	2.59	268	2.64	65	3.99
Potatoes	ROUND RED	5 lb bag	209	4.77	265	3.60	150	3.95
Potatoes	ROUND RED	per lb	193	1.10	60	0.94	135	1.18
Potatoes	ROUND WHITE	3 lb bag	20	3.99				
Potatoes	ROUND WHITE	per lb	61	0.85	63	0.79	11	1.79
Potatoes	RUSSET	10 lb bag	608	3.23	250	3.07	82	4.74
Potatoes	RUSSET	3 lb bag	100	1.30	86	1.23		
Potatoes	RUSSET	5 lb bag	2,460	2.72	3,757	3.26	3,875	3.85
Potatoes	RUSSET	8 lb bag	68	3.85	195	3.65	92	3.99
Potatoes	RUSSET	per lb	850	0.93	695	0.84	352	1.20
Potatoes	YELLOW TYPE	10 lb bag	8	2.99	8	2.99		
Potatoes	YELLOW TYPE	3 lb bag	32	3.05	67	2.79		
Potatoes	YELLOW TYPE	5 lb bag	604	5.02	192	3.71	46	3.99
Potatoes	YELLOW TYPE	per lb	156	1.09	49	0.81	53	1.60

Wtd Avg - Simple weighted average



Vegetables								
Commodity	Variety	Unit	THIS WEEK		LAST WEEK		LAST YEAR	
			Number of Ads	Wtd Avg Price	Number of Ads	Wtd Avg Price	Number of Ads	Wtd Avg Price
Asparagus	GREEN	per lb	2,394	2.90	4,203	3.46	2,056	3.11
Beans	ROUND GREEN TYPE	12 oz bag	394	2.82	120	2.36		
Beans	ROUND GREEN TYPE	per lb	726	1.99	662	1.79	1,973	1.88
Beets		per bunch	27	2.33	43	2.45	68	1.75
Beets		per lb	56	0.99	31	0.86	253	0.81
Broccoli		per bunch	1,214	2.99	90	2.62	2,004	3.06
Broccoli		per lb	17	1.69	11	1.99	61	0.69
Broccoli	CROWN CUT	per lb	442	2.34	826	1.99	1,240	1.85
Brussels Sprouts		1 lb bag	1,020	2.49	13	1.99		
Brussels Sprouts		12 oz bag	363	2.86				
Brussels Sprouts		2 lb bag	322	5.49				
Brussels Sprouts		per lb	156	2.58	1,534	3.15	1,081	2.92
Cabbage	RED TYPE	per lb	9	0.98	28	0.99	231	0.79
Cabbage	ROUND GREEN TYPE	per lb	1,889	0.79	1,337	0.69	4,186	0.66
Cactus Leaf (Nopales)		per lb	42	0.89	224	0.95	91	0.99
Carrots		1 lb bag	50	1.16	492	0.95	63	0.99
Carrots		5 lb film bag	296	4.33	82	3.00		
Carrots		per lb	107	0.77	129	0.76	198	0.63
Carrots	BABY PEELED	1 lb bag	1,294	1.53	1,821	1.09	2,270	1.35
Carrots	BABY PEELED	2 lb bag	436	2.05	299	2.96	487	2.18
Carrots	BABY PEELED	per lb	6	1.29				
Cauliflower		each	1,248	3.36	601	2.49	1,320	3.26
Cauliflower		per lb	524	2.55	196	1.27	335	1.25
Celery		each	785	1.63	851	1.36	341	1.71
Celery	HEARTS	per package	29	2.99				
Cilantro		per bunch	874	0.73	670	0.63	689	0.75
Collards		1 lb bag	57	2.99			48	2.88
Collards		per bunch	259	1.99			274	1.97
Collards		per lb	90	1.01	20	0.99	264	1.43
Corn-Sweet		each	4,688	0.55	9,711	0.40	2,490	0.52
Corn-Sweet		trays 4-5 ears film wrapped	1,906	3.09	4,875	3.38		
Cucumbers		each	3,840	0.77	1,573	0.72	4,049	0.75
Cucumbers		per lb	48	1.54			19	0.99
Cucumbers	LONG SEEDLESS - Greenhouse	each	1,845	1.34	3,272	1.46	2,431	1.27
Eggplant		each	146	2.50	378	1.49		
Eggplant		per lb	877	1.61	829	1.39	473	1.47

Wtd Avg - Simple weighted average





Commodity	Variety	Unit	THIS WEEK		LAST WEEK		LAST YEAR	
			Number of Ads	Wtd Avg Price	Number of Ads	Wtd Avg Price	Number of Ads	Wtd Avg Price
Garlic		per sleeve	242	1.49	234	1.46	248	0.88
Jalapeno Peppers		per lb	831	1.02	582	0.99	932	1.27
Kale		1 lb bag	57	2.99			48	2.88
Kale		per bunch	291	1.93	18	1.78	347	1.75
Kale		per lb	90	1.01	20	0.99	74	1.29
Lettuce	Boston	each	17	2.12				
Lettuce	Green Leaf	each	544	1.51	394	1.47	278	1.54
Lettuce	Green Leaf	per lb	227	1.91	245	1.99	430	1.89
Lettuce	Iceberg	each	1,474	1.80	1,866	1.39	891	1.64
Lettuce	Iceberg	per lb	9	0.99	36	1.49	11	2.29
Lettuce	Red Leaf	each	485	1.56	437	1.40	196	1.63
Lettuce	Red Leaf	per lb	227	1.91	245	1.99	430	1.89
Lettuce	Romaine	each	594	1.56	502	1.35	127	2.11
Lettuce	Romaine	per lb	81	1.99			238	1.32
Lettuce	Romaine (Hearts)	3 count	897	3.44	995	3.09	1,066	3.15
Mixed Mini Sweet Peppers		1 lb package	309	3.31	1,275	3.54	367	3.10
Mushrooms	CREMINI	6 oz package	41	2.50				
Mushrooms	CREMINI	8 oz package	614	2.58	152	2.39		
Mushrooms	PORTOBELLA	6 oz package	193	3.12	774	3.40	178	3.40
Mushrooms	PORTOBELLA	per lb	22	2.49	23	4.99	7	4.99
Mushrooms	WHITE	8 oz package	2,098	2.12	1,638	1.41	2,335	1.88
Mushrooms	WHITE	per lb	153	3.90			154	3.83
Mustard		per bunch	7	1.79				
Mustard		per lb	7	1.29				
Onions, Green		per bunch	1,009	0.79	539	0.57	696	0.70
Peppers (Bell Type)	GREEN	each	1,932	0.94	1,572	0.97	1,477	0.85
Peppers (Bell Type)	GREEN	per lb	554	1.65	33	2.26	277	1.65
Peppers (Bell Type)	ORANGE - Greenhouse	each	206	1.34	32	1.50	319	1.17
Peppers (Bell Type)	ORANGE	each	1,034	1.68	1,793	1.72	3,566	1.17
Peppers (Bell Type)	ORANGE	per lb	452	3.01	111	2.98	677	2.82
Peppers (Bell Type)	RED - Greenhouse	each	236	1.37	39	1.59	319	1.17
Peppers (Bell Type)	RED	each	1,048	1.43	2,037	1.58	3,772	1.17
Peppers (Bell Type)	RED	per lb	745	3.02	240	2.39	1,093	2.59
Peppers (Bell Type)	YELLOW - Greenhouse	each	206	1.34	32	1.50	319	1.17
Peppers (Bell Type)	YELLOW	each	925	1.52	2,305	1.58	3,575	1.17
Peppers (Bell Type)	YELLOW	per lb	561	3.03	120	2.89	677	2.82
Radishes		1 lb bag	44	1.81	23	1.86		

Wtd Avg - Simple weighted average



Commodity	Variety	Unit	THIS WEEK		LAST WEEK		LAST YEAR	
			Number of Ads	Wtd Avg Price	Number of Ads	Wtd Avg Price	Number of Ads	Wtd Avg Price
Radishes		per bunch	377	0.95	318	0.68	401	1.07
Salad (Mixed Types)		1 lb package	8	1.99				
Salad (Mixed Types)		10-12 oz package	1,955	2.53	2,112	2.67	2,789	2.93
Salad (Mixed Types)		5-9 oz package	2,314	2.84	2,206	2.86	2,682	2.99
Serrano Peppers		per lb	154	1.94	16	0.98	15	1.49
Spinach		per bunch	113	1.50	39	1.76	259	1.11
Spinach	FLAT TYPE	5-7 oz package	59	3.50	390	2.62		
Spinach	FLAT TYPE	8-10 oz package	145	2.69	408	2.72		
Squash	GREY	per lb	389	0.85	347	0.91	160	0.91
Squash	Kabocha	per lb	8	0.99	8	0.99		
Squash	Yellow Crookneck/Straightneck	per lb	2,922	1.56	2,189	1.62	4,276	1.52
Squash	Zucchini	per lb	3,247	1.51	2,421	1.59	7,220	1.44
Sweet Potatoes		per lb	1,021	1.03	751	0.93	639	0.79
Swiss Chard		per bunch	18	2.99	18	2.99	9	3.48
Tomatillos		per lb	632	0.95	565	0.98	549	0.88
Tomatoes	Greenhouse	per lb	38	1.99				
Tomatoes		per lb	810	1.71	2,976	1.80	1,815	1.87
Tomatoes	Cherry Type	1 pint package	23	3.60	33	2.81	43	1.83
Tomatoes	Cherry Type	10 oz package	550	2.47	36	2.99		
Tomatoes	GRAPE TYPE	1 pint package	1,095	2.89	1,326	2.53	1,324	2.38
Tomatoes	GRAPE TYPE	10 oz package	930	2.97	418	2.51	1,406	2.46
Tomatoes	Plum Type (Roma)	per lb	583	1.43	2,112	1.49	1,647	1.16
Tomatoes	VINE RIPES	per lb	789	1.81	1,219	1.83	868	2.28
Tomatoes	VINE RIPES - Greenhouse	per lb	887	1.92	1,145	1.38	919	2.28
Tomatoes	Vine Ripes - Heirloom Varieties - Greenhouse	per lb	471	3.44	253	2.37	223	3.99
Tomatoes	VINE RIPES - ON THE VINE - Greenhouse	per lb	5,614	1.65	4,402	1.71	3,615	1.82
Turnip Tops		per bunch	7	1.79			7	1.79
Turnip Tops		per lb	7	1.29				

**Other Specialty Crop Items**

Commodity	Variety	Unit	THIS WEEK		LAST WEEK		LAST YEAR	
			Number of Ads	Wtd Avg Price	Number of Ads	Wtd Avg Price	Number of Ads	Wtd Avg Price
Hemp Protein		16 oz	356	17.57	343	17.67	82	18.21
Hemp Seeds Shelled		8 oz	982	8.72	1,152	8.36		

Wtd Avg - Simple weighted average



Seasonal Items								
Commodity	Variety	Unit	THIS WEEK		LAST WEEK		LAST YEAR	
			Number of Ads	Wtd Avg Price	Number of Ads	Wtd Avg Price	Number of Ads	Wtd Avg Price
Ornamentals	Gladiolas	bunched 10s	105	5.00			105	5.00
Ornamentals	Gladiolas	bunched 5s	219	4.90			199	4.99
Ornamentals	Rose, Hybrid Tea	bunched 10s	74	9.99				
Ornamentals	Rose, Hybrid Tea	bunched 12s	689	10.97	369	14.31	496	9.73

Wtd Avg - Simple weighted average



### REGIONAL CONVENTIONAL DETAILS

Commodity	Variety	Unit	NORTHEAST U.S.				SOUTHEAST U.S.				MIDWEST U.S.			
			Price Range	Number of Ads	Wtd Avg Price	% Marked Local	Price Range	Number of Ads	Wtd Avg Price	% Marked Local	Price Range	Number of Ads	Wtd Avg Price	% Marked Local
<b>FRUIT</b>														
Apples	Braeburn	per lb									1.48 - 1.49	47	1.49	
Apples	Fuji	3 lb bag	3.00	272	3.00		4.49	463	4.49		4.49	697	4.49	
Apples	Fuji	per lb	1.99	16	1.99		0.88 - 1.99	415	1.49		0.99 - 1.29	14	1.12	
Apples	Gala/Royal Gala	2 lb bag					3.00	10	3.00					
Apples	Gala/Royal Gala	3 lb bag					3.99	366	3.99					
Apples	Gala/Royal Gala	per lb	1.49 - 1.69	89	1.58		1.49 - 1.79	12	1.71	25				
Apples	Golden Delicious	2 lb bag					3.00	10	3.00					
Apples	Golden Delicious	3 lb bag									1.88	16	1.88	
Apples	Golden Delicious	per lb									0.89	8	0.89	
Apples	Granny Smith	2 lb bag					2.79	8	2.79					
Apples	Granny Smith	3 lb bag					3.99	17	3.99					
Apples	Granny Smith	per lb	1.99 - 2.49	199	2.45		1.48 - 2.49	307	2.13		0.99 - 1.68	53	1.32	
Apples	Honeycrisp	2 lb bag					3.99	366	3.99					
Apples	Honeycrisp	3 lb bag	5.99	183	5.99		2.99 - 5.99	1463	3.50					
Apples	Honeycrisp	per lb	1.49 - 1.99	280	1.86		0.99 - 1.99	664	1.91		0.98 - 1.99	281	1.63	
Apples	McIntosh	per lb	1.49	35	1.49									
Apples	Pink Lady/Cripps Pink	2 lb bag					3.00	10	3.00					
Apples	Pink Lady/Cripps Pink	3 lb bag					4.49 - 4.99	691	4.65		2.50 - 4.49	711	4.45	1
Apples	Pink Lady/Cripps Pink	per lb	1.49 - 1.99	338	1.51						1.39 - 1.69	141	1.67	
Apples	Red Delicious	2 lb bag					3.00	10	3.00					
Apples	Red Delicious	3 lb bag	3.00	272	3.00		3.99	366	3.99		1.88	16	1.88	
Apples	Red Delicious	per lb					1.29	34	1.29		0.99 - 1.39	31	1.11	
Apples, Processed	Juice	128 oz (1 gallon)	6.99	38	6.99									
Apples, Processed	Juice	64 oz (1/2 gallon)	0.99 - 3.99	837	1.85		1.97 - 2.50	384	2.48		1.00 - 3.29	271	2.42	
Apples, Processed	Juice Marked Cider	64 oz (1/2 gallon)					2.99	74	2.99		3.29	27	3.29	
Apricots		per lb	2.99 - 4.99	344	3.33		2.99 - 3.49	54	3.12					
Avocados	Hass	each	0.79 - 1.25	1251	0.93		0.50 - 1.67	1108	0.83		0.50 - 0.99	88	0.79	
Avocados	Hass-Marked Extra Large	each					2.99	228	2.99					
Avocados	Hass-Marked Large	each									1.67	27	1.67	
Avocados	Various Greenskin Marked Large	each									1.39	8	1.39	

Wtd Avg - Simple weighted average



National Retail Report - Specialty Crops  
Friday, July 12, 2024 - Page 13

Commodity	Variety	Unit	NORTHEAST U.S.				SOUTHEAST U.S.				MIDWEST U.S.			
			Price Range	Number of Ads	Wtd Avg Price	% Marked Local	Price Range	Number of Ads	Wtd Avg Price	% Marked Local	Price Range	Number of Ads	Wtd Avg Price	% Marked Local
Avocados	Various Greenskin Varieties	each	1.99 - 2.50	224	2.07		2.50	366	2.50					
Avocados	Various Greenskin Varieties	per lb					0.98	26	0.98					
Bananas		per lb	0.59 - 0.69	36	0.66						0.29 - 0.59	55	0.46	
Blackberries		1 pint (11-12 oz cntr w/ lid)									3.97 - 3.99	122	3.99	
Blackberries		5.6-6 oz package	2.50 - 3.99	442	3.45		1.50 - 3.99	1042	2.95	5	0.99 - 3.50	731	2.22	
Blueberries		1 pint (11-12 oz cntr w/ lid)	1.89 - 3.99	2120	2.30		1.67 - 3.99	1471	2.67	4	1.89 - 3.99	1526	2.35	2
Blueberries		18 oz package	5.99	183	5.99		3.99 - 7.99	244	7.84		3.97 - 5.99	183	4.23	
Blueberries		6 oz package	2.99	38	2.99						2.50	16	2.50	
Cantaloupes		each	1.99 - 3.99	988	2.69		1.99 - 3.99	1631	3.01		1.99 - 3.99	1569	2.57	
Cantaloupes		per lb	1.29	32	1.29		1.29	13	1.29		0.49 - 1.49	147	1.26	
Cherries	Rainier	per lb	5.99 - 6.99	175	6.54		4.99 - 6.66	127	6.21		2.49 - 6.99	119	5.88	
Cherries	Red Varieties	per lb	2.49 - 4.99	2607	3.57		2.49 - 4.99	4412	3.41		1.88 - 5.99	2567	2.83	
Clementines		2 lb bag	4.99	39	4.99						4.49 - 4.99	116	4.58	
Clementines		3 lb bag	3.99 - 6.99	172	4.52		4.99 - 5.99	16	5.18		4.49	22	4.49	
Grapefruit	RED	per lb									0.99	8	0.99	
Grapes	Black Seedless	per lb	2.49 - 2.99	211	2.92		1.98 - 2.99	675	2.79		1.49 - 2.49	245	1.78	
Grapes	Red Globe Seeded Type	per lb	1.99	15	1.99		1.99	3	1.99					
Grapes	Red Seedless	per lb	1.29 - 3.99	1192	2.52		1.49 - 2.99	3079	2.28		0.88 - 2.99	650	2.04	
Grapes	White Seedless Type	per lb	1.69 - 3.99	985	2.34		1.49 - 2.99	2322	2.52		0.88 - 3.99	623	2.01	
Honeydews		each	3.50 - 4.99	106	4.18		4.99	228	4.99		3.00 - 4.99	196	3.96	
Honeydews		per lb	0.99	9	0.99		3.48	10	3.48		0.49 - 0.77	41	0.66	
Kiwifruit	Hayward	1 lb bag	0.50	24	0.50									
Kiwifruit	Hayward	1-lb containers with lids	3.99	15	3.99		3.99	3	3.99		2.50	61	2.50	
Kiwifruit	Hayward	2-lb containers with lids	3.99	442	3.99									
Kiwifruit	Hayward	each	0.66	65	0.66		0.75 - 0.79	33	0.78		0.60	9	0.60	
Kiwifruit	Yellow Flesh	1 lb bag	3.49 - 3.99	499	3.90						4.49	96	4.49	
Kiwifruit	Yellow Flesh	1-lb containers with lids	4.49	24	4.49		3.49	90	3.49					
Kiwifruit	Yellow Flesh	per lb	3.49	86	3.49									
Lemons		1 lb bag					2.99	228	2.99					
Lemons		2 lb bag	3.99	382	3.99		1.98 - 3.99	406	3.86		2.99 - 3.99	161	3.89	
Lemons		each	0.34 - 0.67	201	0.47						0.69 - 1.00	71	0.89	
Lemons		per lb									0.99	22	0.99	36
Limes		each	0.25 - 0.83	258	0.49		0.25 - 0.33	406	0.32		0.77	25	0.77	
Limes		per lb									0.99	36	0.99	
Mangoes	Round Varieties	each	0.50 - 2.50	1565	0.91		0.79 - 1.25	1097	0.84		0.60 - 1.49	180	0.98	
Mangoes	Round Varieties Marked Large	each	1.25	248	1.25	26	0.99 - 1.00	406	1.00		0.79 - 0.99	29	0.90	

Wtd Avg - Simple weighted average



Commodity	Variety	Unit	NORTHEAST U.S.				SOUTHEAST U.S.				MIDWEST U.S.			
			Price Range	Number of Ads	Wtd Avg Price	% Marked Local	Price Range	Number of Ads	Wtd Avg Price	% Marked Local	Price Range	Number of Ads	Wtd Avg Price	% Marked Local
Mangoes	Yellow Varieties	each	1.00	9	1.00					1.25	20	1.25		
Mangoes	Yellow Varieties Marked Large	each					1.25	14	1.25	0.99	16	0.99		
Nectarines	Various White Flesh Varieties	per lb	1.49 - 3.99	505	2.64		2.49 - 3.49	1830	2.99	0.99 - 3.49	353	2.94		
Nectarines	Various Yellow Flesh Varieties	per lb	0.99 - 3.99	1142	2.44		0.99 - 3.99	2023	2.90	0.99 - 3.99	854	2.16		
Oranges	Navel	3 lb bag	3.99 - 4.99	204	4.08		2.95 - 3.99	301	3.74	2.95	22	2.95		
Oranges	Navel	4 lb bag	5.99 - 6.99	27	6.69									
Oranges	Navel	each	1.00 - 1.25	283	1.22		1.00 - 1.25	79	1.04	0.66 - 0.69	45	0.68		
Oranges	Navel	per lb								1.69	8	1.69		
Papaya	Maradol/Tainung Types	each	1.69 - 5.49	58	3.26		5.49	228	5.49					
Papaya	Maradol/Tainung Types	per lb	1.29 - 1.49	54	1.46					0.99 - 1.99	629	1.45		
Papaya	Solo Type	each								0.98	8	0.98		
Peaches	Various White Flesh Varieties	per lb	1.49 - 3.99	540	2.63	3	2.49 - 3.49	1819	2.99	0.99 - 3.49	640	2.81		
Peaches	Various Yellow Flesh Varieties	per lb	0.99 - 3.99	1437	2.38	1	0.79 - 2.99	3284	2.16	1	0.69 - 3.99	1662	2.05	5
Pears	Bartlett	per lb					1.69 - 1.99	1423	1.74	1.69 - 1.99	323	1.79		
Pears	D'Anjou	per lb	1.99	190	1.99									
Persimmons		each	2.50	24	2.50		2.50	228	2.50					
Pineapples		each	2.50 - 3.99	495	2.63		0.99 - 3.99	1544	3.14	0.99 - 2.99	642	1.55		
Plums		per lb	1.69 - 3.49	1630	2.75		1.49 - 3.49	1726	2.38	0.99 - 3.99	540	2.85		
Plums	Interspecific Type	per lb	2.99 - 3.99	384	3.88		3.99	1195	3.99					
Raspberries		1 pint (11-12 oz ctnr w/ lid)								3.97 - 3.99	122	3.99		
Raspberries		6 oz package	2.99 - 3.99	412	3.52		3.00 - 3.99	395	3.35	2.50 - 3.00	107	2.85		
Strawberries		1 lb package	2.00 - 4.99	1468	2.71		2.00 - 3.99	2086	3.18	1.67 - 3.50	588	2.77		
Strawberries		1 pint (11-12 oz ctnr w/ lid)								5.99	11	5.99		
Strawberries		2 lb package	5.99	183	5.99		2.50 - 5.99	109	4.24	3.45 - 4.99	1019	4.71		
Tangerines/Mandarins		2 lb bag	3.99	162	3.99									
Tangerines/Mandarins		3 lb bag	2.29 - 5.99	1128	3.56		2.99 - 5.99	1691	4.39	2.99 - 4.99	1649	3.74		
Tangerines/Mandarins		per lb								1.99	13	1.99		
Watermelons	Red Flesh Seeded Type	each					2.98	12	2.98	4.99	13	4.99		
Watermelons	Red Flesh Seedless Miniature	each	3.99 - 4.99	244	4.23		3.99	15	3.99	2.50 - 5.99	205	3.37		
Watermelons	Red Flesh Seedless Type	each	2.99 - 6.99	829	5.43		2.98 - 6.99	940	6.26	2.88 - 7.99	473	4.70		
Watermelons	Red Flesh Seedless Type	per lb	0.35 - 0.79	158	0.68					1.50	20	1.50		

**POTATOES & ONIONS**

Onions, Dry	RED	2 lb bag	3.99	107	3.99					1.99	16	1.99	
Onions, Dry	RED	per lb	1.19	75	1.19		0.99	15	0.99	1.19 - 1.99	71	1.77	

Wtd Avg - Simple weighted average



Commodity	Variety	Unit	NORTHEAST U.S.				SOUTHEAST U.S.				MIDWEST U.S.			
			Price Range	Number of Ads	Wtd Avg Price	% Marked Local	Price Range	Number of Ads	Wtd Avg Price	% Marked Local	Price Range	Number of Ads	Wtd Avg Price	% Marked Local
Onions, Dry	WHITE	2 lb bag					1.79	7	1.79		1.99	16	1.99	
Onions, Dry	WHITE	3 lb bag									1.79 - 1.98	16	1.89	
Onions, Dry	WHITE	per lb					0.99	30	0.99		0.69 - 1.19	50	0.91	
Onions, Dry	YELLOW	2 lb bag	1.99 - 2.00	33	1.99						1.50	14	1.50	
Onions, Dry	YELLOW	3 lb bag	1.99 - 2.99	424	2.86		1.98 - 2.99	201	2.41		1.59 - 2.99	432	2.85	
Onions, Dry	YELLOW	per lb	0.99	35	0.99		0.50 - 1.49	191	1.08		0.49 - 1.29	78	1.01	
Onions, Dry	YELLOW MARKED SWEET	2 lb bag									2.50 - 3.00	144	2.90	
Onions, Dry	YELLOW MARKED SWEET	3 lb bag	2.99 - 3.99	623	3.33		2.98 - 3.99	506	3.56		2.98 - 3.50	30	3.12	
Onions, Dry	YELLOW MARKED SWEET	5 lb bag					3.99	13	3.99		4.99	114	4.99	
Onions, Dry	YELLOW MARKED SWEET	per lb	0.89 - 1.49	308	1.20		0.29 - 1.79	923	1.19		0.89 - 1.49	412	1.13	
Potatoes	ROUND RED	3 lb bag					2.48	187	2.48		2.99 - 3.99	29	3.31	31
Potatoes	ROUND RED	5 lb bag					3.99	37	3.99		3.99 - 5.99	26	4.68	34
Potatoes	ROUND RED	per lb									0.99	39	0.99	
Potatoes	ROUND WHITE	3 lb bag									3.99	20	3.99	
Potatoes	RUSSET	10 lb bag					3.88 - 4.98	65	4.08		1.99 - 3.99	61	3.10	
Potatoes	RUSSET	3 lb bag					1.27	11	1.27		1.39	29	1.39	
Potatoes	RUSSET	5 lb bag	1.99 - 4.99	981	2.90		1.88 - 3.99	461	3.19		0.96 - 3.29	390	2.73	5
Potatoes	RUSSET	8 lb bag					1.99 - 4.99	48	4.21		2.99	20	2.99	
Potatoes	RUSSET	per lb	0.79 - 2.50	307	1.18		0.69 - 0.88	72	0.76		0.49 - 0.88	120	0.71	
Potatoes	YELLOW TYPE	10 lb bag									2.99	8	2.99	
Potatoes	YELLOW TYPE	3 lb bag									1.99 - 3.99	32	3.05	28
Potatoes	YELLOW TYPE	5 lb bag	2.99 - 4.99	182	4.17		2.00 - 5.99	267	5.59		5.99	9	5.99	100
Potatoes	YELLOW TYPE	per lb									0.59	10	0.59	

**VEGETABLES**

Asparagus	GREEN	per lb	2.49	172	2.49		0.99 - 3.99	428	3.35		1.99 - 3.98	1096	2.66	
Beans	ROUND GREEN TYPE	12 oz bag	2.50 - 3.99	356	2.77		2.99	15	2.99					
Beans	ROUND GREEN TYPE	per lb	0.99 - 1.49	34	1.09	26	1.68 - 1.99	192	1.89	61	1.39 - 1.99	207	1.64	18
Beets		per bunch	1.50 - 2.99	27	2.33	66								
Beets		per lb									0.99	14	0.99	
Broccoli		per bunch					2.99	1195	2.99		2.99	9	2.99	
Broccoli		per lb									1.69	17	1.69	
Broccoli	CROWN CUT	per lb	1.79 - 2.49	230	1.99	3	1.99 - 2.49	21	2.16		1.99 - 2.19	30	2.14	
Brussels Sprouts		1 lb bag	2.49	75	2.49		2.49	945	2.49					
Brussels Sprouts		12 oz bag	2.50 - 2.99	209	2.51						3.00 - 3.50	154	3.34	
Brussels Sprouts		2 lb bag	5.49	322	5.49									

Wtd Avg - Simple weighted average



National Retail Report - Specialty Crops  
Friday, July 12, 2024 - Page 16

Commodity	Variety	Unit	NORTHEAST U.S.				SOUTHEAST U.S.				MIDWEST U.S.			
			Price Range	Number of Ads	Wtd Avg Price	% Marked Local	Price Range	Number of Ads	Wtd Avg Price	% Marked Local	Price Range	Number of Ads	Wtd Avg Price	% Marked Local
Cabbage	RED TYPE	per lb									0.98	9	0.98	100
Cabbage	ROUND GREEN TYPE	per lb	0.59 - 0.99	407	0.79	65	0.55 - 1.99	685	0.88	2	0.49 - 0.79	370	0.70	27
Carrots		1 lb bag	0.99	38	0.99						1.69	12	1.69	
Carrots		5 lb film bag	4.99	190	4.99						4.77	9	4.77	
Carrots	BABY PEELED	1 lb bag	1.00 - 1.67	53	1.46		1.29 - 1.68	681	1.65		1.39 - 1.50	89	1.44	
Carrots	BABY PEELED	2 lb bag	2.00	413	2.00									
Cauliflower		each	2.00 - 3.99	590	2.98		1.99 - 3.99	348	3.67		2.99 - 3.99	246	3.80	
Cauliflower		per lb	2.99 - 3.99	346	3.06						0.79 - 2.49	145	1.60	
Celery		each	1.50 - 2.00	382	1.96						0.99 - 1.99	186	1.72	
Celery	HEARTS	per package									2.99	29	2.99	
Cilantro		per bunch	0.99 - 2.00	341	1.05						0.49 - 0.79	52	0.55	
Collards		1 lb bag	2.99	54	2.99		2.99	3	2.99					
Collards		per bunch	2.00	24	2.00		2.00	228	2.00					
Collards		per lb	0.99	9	0.99		0.99	74	0.99		1.29	7	1.29	
Corn-Sweet		each	0.25 - 0.69	898	0.52	1	0.20 - 0.89	1654	0.53		0.25 - 0.67	505	0.56	14
Corn-Sweet		trays 4-5 ears film wrapped	2.39 - 5.00	712	3.27		2.49 - 5.00	588	2.64		2.98 - 4.99	40	3.66	
Cucumbers		each	0.50 - 1.00	577	0.69	11	0.50 - 1.50	973	0.86	12	0.50 - 0.99	513	0.77	37
Cucumbers		per lb									0.78	8	0.78	
Cucumbers	LONG SEEDLESS - Greenhouse	each	0.89 - 1.67	886	1.36		1.00 - 1.67	268	1.57		0.50 - 2.00	197	1.74	
Eggplant		per lb	0.99 - 1.99	699	1.63	60	0.88 - 1.99	160	1.60		0.99	18	0.99	
Garlic		per sleeve									1.49	6	1.49	
Jalapeno Peppers		per lb	1.49	17	1.49		1.79	13	1.79		0.98 - 0.99	60	0.99	
Kale		1 lb bag	2.99	54	2.99		2.99	3	2.99					
Kale		per bunch	2.00	24	2.00		2.00	228	2.00		1.78 - 1.79	18	1.78	100
Kale		per lb	0.99	9	0.99		0.99	74	0.99		1.29	7	1.29	
Lettuce	Boston	each	2.50	9	2.50									
Lettuce	Green Leaf	each	0.99 - 1.50	38	1.38	23	1.99	147	1.99		0.99 - 1.49	52	1.16	30
Lettuce	Green Leaf	per lb	1.88 - 1.99	227	1.91	100								
Lettuce	Iceberg	each	1.49 - 2.50	483	1.99		0.98 - 1.99	129	1.65		0.99 - 1.99	58	1.55	
Lettuce	Iceberg	per lb	0.99	9	0.99									
Lettuce	Red Leaf	each	0.99	9	0.99	100	1.99	147	1.99		0.99 - 1.49	46	1.18	34
Lettuce	Red Leaf	per lb	1.88 - 1.99	227	1.91	100								
Lettuce	Romaine	each	0.99 - 1.99	257	1.74	69					0.99 - 1.99	64	1.24	25
Lettuce	Romaine	per lb	1.99	81	1.99	100								
Lettuce	Romaine (Hearts)	3 count	2.99 - 3.99	93	3.65		2.98 - 3.99	675	3.40		2.99 - 3.99	71	3.60	
Mixed Mini Sweet Peppers		1 lb package	2.99 - 3.99	28	3.67						2.99 - 3.99	25	3.23	
Mushrooms	CREMINI	6 oz package									2.50	35	2.50	
Mushrooms	CREMINI	8 oz package	2.50	39	2.50		2.00 - 2.50	396	2.46		2.00	9	2.00	

Wtd Avg - Simple weighted average





Commodity	Variety	Unit	NORTHEAST U.S.				SOUTHEAST U.S.				MIDWEST U.S.			
			Price Range	Number of Ads	Wtd Avg Price	% Marked Local	Price Range	Number of Ads	Wtd Avg Price	% Marked Local	Price Range	Number of Ads	Wtd Avg Price	% Marked Local
Mushrooms	PORTOBELLA	6 oz package	2.99 - 3.00	170	3.00									
Mushrooms	PORTOBELLA	per lb								2.49	22	2.49		
Mushrooms	WHITE	8 oz package	1.89 - 2.50	929	2.08		1.50 - 2.50	248	2.07	1	1.69 - 2.00	289	1.93	
Mushrooms	WHITE	per lb									2.99 - 3.99	144	3.89	
Mustard		per lb									1.29	7	1.29	
Onions, Green		per bunch	0.50 - 0.99	401	0.93	40	0.50 - 1.99	81	1.13		0.34 - 0.99	152	0.76	9
Peppers (Bell Type)	GREEN	each	0.99	9	0.99	100	0.68 - 1.50	669	0.96	17	0.66 - 1.29	204	0.90	14
Peppers (Bell Type)	GREEN	per lb	1.49 - 2.49	518	1.66		1.38	26	1.38		1.69	10	1.69	
Peppers (Bell Type)	ORANGE - Greenhouse	each									1.33	199	1.33	
Peppers (Bell Type)	ORANGE	each	1.67	296	1.67		1.25 - 1.67	293	1.58		1.25 - 1.50	40	1.32	
Peppers (Bell Type)	ORANGE	per lb	2.99 - 3.10	160	3.07						2.79 - 2.99	195	2.92	
Peppers (Bell Type)	RED - Greenhouse	each									1.33	199	1.33	
Peppers (Bell Type)	RED	each	1.67	296	1.67		1.25 - 1.67	293	1.58		1.25 - 1.50	40	1.32	
Peppers (Bell Type)	RED	per lb	2.99 - 3.10	304	3.03		2.99	40	2.99		2.79 - 2.99	195	2.92	
Peppers (Bell Type)	YELLOW - Greenhouse	each									1.33	199	1.33	
Peppers (Bell Type)	YELLOW	each	1.67	296	1.67		1.25 - 1.67	293	1.58		1.25 - 1.50	40	1.32	
Peppers (Bell Type)	YELLOW	per lb	2.99 - 3.10	160	3.07						2.79 - 2.99	195	2.92	
Radishes		1 lb bag					1.68 - 1.99	36	1.77		1.99	8	1.99	
Radishes		per bunch	0.99 - 2.00	227	1.18	75					0.77 - 0.99	47	0.87	
Salad (Mixed Types)		10-12 oz package	1.50 - 3.69	1017	2.47		1.99 - 2.50	174	2.38		1.50 - 4.00	411	2.64	
Salad (Mixed Types)		5-9 oz package	2.50 - 3.50	1595	2.78		2.50 - 2.99	63	2.54		1.50 - 4.00	422	3.06	27
Serrano Peppers		per lb									0.99	8	0.99	
Spinach		per bunch	1.50	35	1.50						0.99	16	0.99	
Spinach	FLAT TYPE	5-7 oz package	3.50	59	3.50									
Spinach	FLAT TYPE	8-10 oz package									2.50	35	2.50	
Squash	GREY	per lb									0.99	16	0.99	
Squash	Kabocha	per lb	0.99	8	0.99									
Squash	Yellow Crookneck/Straightneck	per lb	0.99 - 1.99	1049	1.61	26	0.99 - 1.99	566	1.59	8	0.99 - 1.99	718	1.62	21
Squash	Zucchini	per lb	0.99 - 1.99	1126	1.59	25	0.99 - 1.99	561	1.59	8	0.79 - 1.99	759	1.60	20
Sweet Potatoes		per lb	0.79	33	0.79		0.69 - 0.99	436	0.80		0.69 - 0.99	87	0.86	
Swiss Chard		per bunch									2.98 - 2.99	18	2.99	100
Tomatillos		per lb									0.98 - 0.99	46	0.99	
Tomatoes	Greenhouse	per lb	1.99	24	1.99		1.99	14	1.99					
Tomatoes		per lb	1.99 - 2.49	41	2.26	46	0.99 - 2.99	260	2.07	18	0.99 - 2.49	169	1.85	5
Tomatoes	Cherry Type	1 pint package									2.99	16	2.99	

Wtd Avg - Simple weighted average



Commodity	Variety	Unit	NORTHEAST U.S.				SOUTHEAST U.S.				MIDWEST U.S.			
			Price Range	Number of Ads	Wtd Avg Price	% Marked Local	Price Range	Number of Ads	Wtd Avg Price	% Marked Local	Price Range	Number of Ads	Wtd Avg Price	% Marked Local
Tomatoes	Cherry Type	10 oz package	2.49 - 2.50	529	2.49						1.99	21	1.99	
Tomatoes	GRAPE TYPE	1 pint package	1.50 - 3.00	117	2.56		1.50 - 3.50	675	3.17		1.99 - 2.99	263	2.35	
Tomatoes	GRAPE TYPE	10 oz package	2.99 - 3.99	221	3.06		2.49 - 3.99	237	3.93		1.99 - 2.50	304	2.48	
Tomatoes	Plum Type (Roma)	per lb	0.99 - 1.99	155	1.31		0.98 - 1.79	44	1.22					
Tomatoes	VINE RIPES - Greenhouse	per lb	0.99 - 1.99	314	1.95		1.68 - 1.99	281	1.93		1.99 - 2.99	222	2.03	4
Tomatoes	VINE RIPES	per lb	1.49 - 2.49	72	1.96	9	1.28 - 1.99	122	1.89		0.59 - 2.98	187	1.87	74
Tomatoes	Vine Ripes - Heirloom Varieties - Greenhouse	per lb	3.99 - 4.99	189	4.13		2.98	187	2.98	100				
Tomatoes	VINE RIPES - ON THE VINE - Greenhouse	per lb	0.99 - 1.99	1546	1.48		0.99 - 3.10	2773	1.68		0.99 - 2.99	529	1.89	29
Turnip Tops		per lb									1.29	7	1.29	
<b>OTHER SPECIALTY CROP ITEMS</b>														
Hemp Protein		16 oz	14.99	9	14.99		14.99	52	14.99					
Hemp Seeds Shelled		8 oz	7.99 - 9.99	340	8.04		9.99	52	9.99					
<b>SEASONAL ITEMS</b>														
Ornamentals	Gladiolas	bunched 10s									5.00	105	5.00	
Ornamentals	Gladiolas	bunched 5s									3.99	20	3.99	
Ornamentals	Rose, Hybrid Tea	bunched 10s					9.99	74	9.99					
Ornamentals	Rose, Hybrid Tea	bunched 12s	11.99	19	11.99						8.00 - 16.99	327	10.90	

Wtd Avg - Simple weighted average



Commodity	Variety	Unit	SOUTH CENTRAL U.S.				SOUTHWEST U.S.				NORTHWEST U.S.			
			Price Range	Number of Ads	Wtd Avg Price	% Marked Local	Price Range	Number of Ads	Wtd Avg Price	% Marked Local	Price Range	Number of Ads	Wtd Avg Price	% Marked Local
<b>FRUIT</b>														
Apples	Ambrosia	per lb	1.29	6	1.29						1.29	6	1.29	
Apples	Envy	per lb									2.48	81	2.48	100
Apples	Fuji	3 lb bag	3.99 - 4.49	381	4.16		2.49 - 4.49	600	4.36		3.99	123	3.99	
Apples	Fuji	per lb	1.99	7	1.99		0.49 - 1.99	387	1.73		0.78 - 1.29	18	1.03	
Apples	Gala/Royal Gala	3 lb bag	3.99	29	3.99		3.50	55	3.50					
Apples	Gala/Royal Gala	per lb					1.99	352	1.99		1.99	287	1.99	
Apples	Golden Delicious	3 lb bag	2.99	8	2.99									
Apples	Golden Delicious	per lb	1.79	16	1.79									
Apples	Granny Smith	3 lb bag					2.49 - 3.50	70	3.35					
Apples	Granny Smith	per lb	1.79	16	1.79		0.50 - 0.89	155	0.72					
Apples	Honeycrisp	2 lb bag	3.99	29	3.99									
Apples	Honeycrisp	5 lb bag	4.99 - 6.00	46	5.74									
Apples	Honeycrisp	per lb	0.79 - 1.99	334	1.70		1.49 - 1.99	392	1.75		1.49 - 1.99	26	1.91	
Apples	Pinata	3 lb bag									4.49	1	4.49	
Apples	Pink Lady/Cripps Pink	3 lb bag	3.99 - 4.49	381	4.16		4.49	530	4.49		3.99 - 4.49	124	3.99	
Apples	Pink Lady/Cripps Pink	per lb									0.99	79	0.99	22
Apples	Red Delicious	2 lb bag	0.79	30	0.79									
Apples	Red Delicious	3 lb bag	2.99 - 3.99	37	3.77		2.49 - 2.99	15	2.79					
Apples, Processed	Juice	128 oz (1 gallon)					5.99	16	5.99					
Apples, Processed	Juice	64 oz (1/2 gallon)	0.99 - 2.99	554	1.79		0.99 - 3.29	191	2.51		0.99 - 2.88	92	2.07	
Apples, Processed	Juice Marked Cider	64 oz (1/2 gallon)	1.67	6	1.67		0.99 - 1.67	27	1.04		2.50	6	2.50	
Apricots		per lb	3.99	17	3.99		3.99	10	3.99		2.99 - 3.99	31	3.70	29
Avocados	Hass	each	0.50 - 0.89	10	0.73		0.50 - 1.50	41	0.67		1.50 - 1.67	310	1.66	
Avocados	Hass-Marked Extra Large	each	2.99	47	2.99		2.50	187	2.50					
Avocados	Hass-Marked Large	each					2.00	9	2.00					
Avocados	Hass-Marked Medium	each	0.88	68	0.88		1.50 - 2.00	544	1.51					
Avocados	Various Greenskin Varieties	each	2.50	29	2.50									
Bananas		per lb	0.39 - 0.50	101	0.46		0.50 - 0.69	178	0.59		0.69	9	0.69	
Blackberries		1 pint (11-12 oz cntr w/ lid)	3.77 - 5.99	202	4.81						7.98	6	7.98	
Blackberries		5.6-6 oz package	1.99 - 3.34	219	2.56		1.89 - 5.49	447	2.97		2.50	4	2.50	
Blueberries		1 pint (11-12 oz cntr w/ lid)	1.47 - 2.99	844	2.18		2.50 - 3.29	325	2.60		2.50 - 4.99	58	3.05	18
Blueberries		18 oz package	2.98 - 3.99	536	3.81		2.99 - 5.99	764	3.69	15	3.88 - 6.99	393	4.45	15

Wtd Avg - Simple weighted average



National Retail Report - Specialty Crops  
Friday, July 12, 2024 - Page 20

Commodity	Variety	Unit	SOUTH CENTRAL U.S.				SOUTHWEST U.S.				NORTHWEST U.S.			
			Price Range	Number of Ads	Wtd Avg Price	% Marked Local	Price Range	Number of Ads	Wtd Avg Price	% Marked Local	Price Range	Number of Ads	Wtd Avg Price	% Marked Local
Blueberries		6 oz package	1.99 - 3.34	36	3.08		1.50 - 3.99	599	2.22		2.50 - 2.99	14	2.64	
Cactus Pears		each	0.13 - 0.33	426	0.26		0.20 - 0.40	63	0.37					
Cactus Pears		per lb					0.89 - 0.99	93	0.94					
Cantaloupes		each	1.29 - 3.99	897	2.18	10	0.97 - 3.50	979	2.35	27	1.50 - 3.00	310	2.92	
Cantaloupes		per lb	0.44	65	0.44		0.20 - 0.79	397	0.44		0.78 - 0.99	47	0.83	
Cherries	Rainier	per lb	5.99 - 8.98	215	6.64		4.99 - 9.99	167	6.38		5.49 - 5.99	25	5.93	
Cherries	Red Varieties	per lb	1.89 - 3.99	2112	2.70		1.00 - 4.99	1157	3.24		2.28 - 6.99	607	3.33	27
Clementines		3 lb bag	5.98	9	5.98		5.49 - 5.99	129	5.96					
Grapefruit	RED	each	0.59 - 0.79	14	0.68		0.50 - 0.79	63	0.51		0.79	6	0.79	
Grapefruit	RED	per lb	4.49	10	4.49									
Grapes	Black Seedless	per lb	1.78 - 1.99	66	1.80		1.97 - 2.99	221	2.26	11	1.49	61	1.49	
Grapes	Red Seedless	per lb	1.59 - 2.50	290	1.86		1.49 - 2.99	1152	2.64	2	1.49 - 2.99	502	2.51	
Grapes	White Seedless Type	per lb	1.47 - 3.99	642	1.81		1.49 - 3.99	1227	2.69	2	1.49 - 2.99	502	2.51	
Honeydews		each	4.99	52	4.99		1.49 - 4.99	268	3.40	45				
Honeydews		per lb	0.99	14	0.99		1.39	8	1.39		1.29	7	1.29	
Kiwifruit	Hayward	each	0.34	14	0.34						0.67	23	0.67	
Kiwifruit	Yellow Flesh	1-lb containers with lids	5.99	52	5.99									
Kiwifruit	Yellow Flesh	2-lb containers with lids	7.99	6	7.99		7.99	18	7.99					
Lemons		2 lb bag	3.99	29	3.99		2.49	57	2.49					
Lemons		each	0.60 - 1.00	102	0.93		0.25 - 0.50	154	0.49		0.50 - 0.79	141	0.60	
Lemons		per lb					0.79 - 0.99	107	0.88					
Limes		each	0.08 - 0.34	130	0.17		0.44 - 0.50	154	0.50		0.44 - 0.75	53	0.65	
Limes		per lb					0.79 - 1.29	52	1.23					
Mangoes	Round Varieties	each	0.50 - 1.00	277	0.92		0.79 - 1.99	733	1.15		1.00 - 2.50	329	1.09	
Mangoes	Round Varieties Marked Extra Large	each					0.99 - 2.00	295	1.75					
Mangoes	Round Varieties Marked Large	each	0.38 - 0.99	219	0.58		0.50 - 2.00	123	0.77		0.68	21	0.68	
Mangoes	Yellow Varieties	each	0.25 - 0.33	83	0.31		0.50 - 0.59	349	0.51					
Mangoes	Yellow Varieties Marked Large	each	0.79	76	0.79									
Nectarines	Various White Flesh Varieties	per lb	0.99 - 3.49	259	2.28		0.99 - 3.69	917	2.06	47	2.49	131	2.49	
Nectarines	Various Yellow Flesh Varieties	per lb	0.99 - 2.99	692	2.22	1	0.69 - 3.69	1811	2.39	49	1.48 - 2.99	595	2.72	
Oranges	Navel	3 lb bag	2.95	4	2.95		2.95	34	2.95					
Oranges	Navel	4 lb bag	3.99	8	3.99									
Oranges	Navel	each	0.33 - 0.99	139	0.67									
Oranges	Navel	per lb	1.37 - 1.69	154	1.59		0.60 - 1.49	368	1.45		1.49 - 1.59	296	1.49	
Oranges	Valencia	per lb					0.50 - 0.88	101	0.67					
Papaya	Maradol/Tainung Types	each									1.39	1	1.39	
Papaya	Maradol/Tainung Types	per lb	0.79 - 1.99	495	1.04		0.79 - 1.50	447	1.00		0.99	14	0.99	

Wtd Avg - Simple weighted average



Commodity	Variety	Unit	SOUTH CENTRAL U.S.				SOUTHWEST U.S.				NORTHWEST U.S.			
			Price Range	Number of Ads	Wtd Avg Price	% Marked Local	Price Range	Number of Ads	Wtd Avg Price	% Marked Local	Price Range	Number of Ads	Wtd Avg Price	% Marked Local
Papaya	Solo Type	per lb					0.99	103	0.99					
Peaches	Various White Flesh Varieties	per lb	0.99 - 3.49	163	2.87		0.99 - 3.49	1196	2.05	57	2.49	131	2.49	
Peaches	Various Yellow Flesh Varieties	per lb	0.99 - 2.99	1608	1.95	11	0.49 - 3.49	2126	2.30	53	1.48 - 2.99	550	2.69	
Pears	Bartlett	per lb	1.49 - 1.69	156	1.68									
Pineapples		each	0.99 - 2.99	53	2.26		0.69	61	0.69		3.99	33	3.99	
Pineapples		per lb	0.79	65	0.79		0.79 - 0.88	101	0.83					
Plums		per lb	0.99 - 2.99	522	1.94	10	0.89 - 3.99	1032	2.45	82	1.99 - 4.99	189	4.19	
Plums	Interspecific Type	per lb	2.98 - 3.99	124	3.09	9	3.99	26	3.99	100				
Raspberries		1 pint (11-12 oz cntr w/ lid)	3.77 - 5.99	225	4.83		4.99 - 6.89	364	5.10		4.99 - 7.98	20	5.89	
Raspberries		6 oz package	1.99 - 3.34	49	2.91		1.99 - 3.99	633	3.39	61	3.88	36	3.88	
Strawberries		1 lb package	1.47 - 3.00	695	2.41		1.50 - 3.49	558	2.70		2.50 - 3.48	144	2.88	
Strawberries		2 lb package	2.98 - 5.99	429	4.57		3.97 - 6.99	851	4.50	14	3.99 - 4.99	424	4.31	
Tangerines/Mandarins		2 lb bag									5.00	287	5.00	
Tangerines/Mandarins		3 lb bag	2.89 - 5.49	345	3.22						5.49	61	5.49	
Tangerines/Mandarins		per lb	1.69	65	1.69		2.49	9	2.49					
Watermelons	Red Flesh Seeded Type	each	5.99	18	5.99									
Watermelons	Red Flesh Seedless Miniature	each	1.50 - 4.99	746	2.88		0.97 - 4.99	928	2.66	13	1.50 - 3.99	72	3.00	
Watermelons	Red Flesh Seedless Miniature	per lb					0.50	6	0.50					
Watermelons	Red Flesh Seedless Type	each	2.99 - 6.66	511	5.24	16	4.99 - 6.66	526	5.68		5.98 - 7.99	30	6.75	
Watermelons	Red Flesh Seedless Type	per lb	0.33 - 1.49	24	0.81		0.25 - 0.59	577	0.42	11	0.58 - 0.89	56	0.64	

**POTATOES & ONIONS**

Onions, Dry	RED	per lb	1.69	14	1.69		1.49	169	1.49		1.69	115	1.69
Onions, Dry	WHITE	per lb	0.67 - 1.29	362	1.06		0.59 - 1.99	300	1.15				
Onions, Dry	YELLOW	3 lb bag	1.77 - 2.99	101	2.39		0.99 - 2.99	82	1.97		1.98	9	1.98
Onions, Dry	YELLOW	per lb	0.29 - 0.99	498	0.71		0.33 - 0.99	588	0.59				
Onions, Dry	YELLOW MARKED SWEET	3 lb bag	3.59 - 3.99	56	3.93								
Onions, Dry	YELLOW MARKED SWEET	per lb	0.99 - 1.49	239	1.22		1.38 - 2.49	30	1.75		0.99 - 2.49	150	1.46
Potatoes	ROUND RED	5 lb bag					4.99	146	4.99				
Potatoes	ROUND RED	per lb	1.29	95	1.29		0.79 - 1.29	50	0.87		0.78	9	0.78
Potatoes	ROUND WHITE	per lb	0.97	8	0.97		0.79 - 0.99	53	0.83				
Potatoes	RUSSET	10 lb bag	2.26 - 3.59	173	3.51		0.99 - 3.99	309	2.92				
Potatoes	RUSSET	3 lb bag	1.27	60	1.27								
Potatoes	RUSSET	5 lb bag	1.49 - 2.99	497	2.11		1.99	73	1.99		1.49 - 2.99	58	2.06

Wtd Avg - Simple weighted average



Commodity	Variety	Unit	SOUTH CENTRAL U.S.				SOUTHWEST U.S.				NORTHWEST U.S.			
			Price Range	Number of Ads	Wtd Avg Price	% Marked Local	Price Range	Number of Ads	Wtd Avg Price	% Marked Local	Price Range	Number of Ads	Wtd Avg Price	% Marked Local
Potatoes	RUSSET	per lb	0.69 - 0.99	159	0.79		0.38 - 0.99	154	0.96		0.38 - 0.49	38	0.44	
Potatoes	YELLOW TYPE	5 lb bag					4.99	146	4.99					
Potatoes	YELLOW TYPE	per lb	1.29	95	1.29		1.29	8	1.29		0.49 - 0.79	43	0.71	
<b>VEGETABLES</b>														
Asparagus	GREEN	per lb	2.99 - 3.49	212	3.23		2.99	425	2.99		3.49	61	3.49	
Beans	ROUND GREEN TYPE	12 oz bag									3.49	23	3.49	
Beans	ROUND GREEN TYPE	per lb	1.79	107	1.79		1.99 - 2.99	186	2.77					
Beets		per lb					0.99	42	0.99					
Broccoli		per bunch	3.29	10	3.29									
Broccoli	CROWN CUT	per lb					2.99	146	2.99		1.99	15	1.99	
Brussels Sprouts		per lb	1.99	95	1.99						3.49	61	3.49	
Cabbage	ROUND GREEN TYPE	per lb	0.50 - 0.99	250	0.70	47	0.50 - 0.59	67	0.51		0.68 - 1.49	110	0.99	71
Cactus Leaf (Nopales)		per lb					0.89	42	0.89					
Carrots		5 lb film bag					3.00	97	3.00					
Carrots		per lb					0.69 - 0.88	107	0.77					
Carrots	BABY PEELED	1 lb bag	0.97 - 1.67	316	1.32		1.09 - 1.29	17	1.20		1.19 - 1.78	138	1.57	
Carrots	BABY PEELED	2 lb bag									2.99	23	2.99	
Carrots	BABY PEELED	per lb	1.29	6	1.29									
Cauliflower		each	3.99	42	3.99		1.50 - 2.99	22	2.38					
Cauliflower		per lb					0.99	9	0.99		0.98 - 1.99	24	1.61	
Celery		each					0.50 - 1.49	217	0.98					
Cilantro		per bunch	0.50 - 0.88	194	0.63		0.20 - 0.50	287	0.45					
Collards		per bunch	1.79	7	1.79									
Corn-Sweet		each	0.33 - 0.67	638	0.48	3	0.33 - 1.33	668	0.61	18	0.42 - 1.00	325	0.67	88
Corn-Sweet		trays 4-5 ears film wrapped	2.49 - 5.00	370	3.07		2.49 - 5.99	196	3.67					
Cucumbers		each	0.49 - 0.99	556	0.65	17	0.25 - 1.00	857	0.71	17	0.75 - 2.00	364	1.01	
Cucumbers		per lb					1.69	40	1.69					
Cucumbers	LONG SEEDLESS - Greenhouse	each	0.77 - 0.99	360	0.80		1.25	73	1.25		2.00	61	2.00	
Eggplant		each					2.50	146	2.50					
Garlic		per sleeve	1.50	65	1.50		1.25 - 2.00	171	1.48					
Jalapeno Peppers		per lb	0.80 - 1.69	279	1.02		0.79 - 1.29	445	0.98		1.28	17	1.28	
Kale		per bunch					0.50 - 1.79	21	1.27					
Lettuce	Boston	each					1.69	8	1.69					
Lettuce	Green Leaf	each	0.79 - 1.50	127	1.43		0.59 - 1.69	99	1.34		1.28	81	1.28	100
Lettuce	Iceberg	each	0.99 - 2.00	340	1.81		0.79 - 1.99	464	1.66					
Lettuce	Red Leaf	each	0.99 - 1.50	121	1.46		1.49 - 1.69	81	1.51		1.28	81	1.28	100
Lettuce	Romaine	each	0.99 - 1.50	121	1.46		1.49	73	1.49		1.49	79	1.49	100

Wtd Avg - Simple weighted average



Commodity	Variety	Unit	SOUTH CENTRAL U.S.				SOUTHWEST U.S.				NORTHWEST U.S.			
			Price Range	Number of Ads	Wtd Avg Price	% Marked Local	Price Range	Number of Ads	Wtd Avg Price	% Marked Local	Price Range	Number of Ads	Wtd Avg Price	% Marked Local
Lettuce	Romaine (Hearts)	3 count	2.99 - 3.99	47	3.37		3.99	8	3.99		1.89	3	1.89	
Mixed Mini Sweet Peppers		1 lb package	2.98 - 4.99	129	3.93		1.95 - 2.49	74	2.24		2.99 - 3.50	53	3.15	
Mushrooms	CREMINI	6 oz package	2.50	6	2.50									
Mushrooms	CREMINI	8 oz package	2.00 - 2.50	38	2.38		3.00 - 3.49	132	3.04					
Mushrooms	PORTOBELLA	6 oz package									3.99	23	3.99	
Mushrooms	WHITE	8 oz package	1.79 - 2.50	426	1.99	8	1.99 - 3.49	147	2.95		2.00 - 2.99	59	2.61	
Mushrooms	WHITE	per lb									3.99	9	3.99	
Mustard		per bunch	1.79	7	1.79									
Onions, Green		per bunch	0.34 - 0.69	101	0.67		0.20 - 0.79	252	0.47		1.29	22	1.29	
Peppers (Bell Type)	GREEN	each	0.50 - 1.29	248	0.80	24	0.88 - 1.00	498	0.96	29	0.89 - 1.00	304	0.99	
Peppers (Bell Type)	ORANGE - Greenhouse	each	1.50	7	1.50									
Peppers (Bell Type)	ORANGE	each	0.97 - 2.00	82	1.27		1.38 - 3.10	137	2.79		1.25 - 1.67	186	1.32	
Peppers (Bell Type)	ORANGE	per lb	3.10	75	3.10						3.10	22	3.10	
Peppers (Bell Type)	RED - Greenhouse	each	1.50	7	1.50						1.50 - 2.00	30	1.62	
Peppers (Bell Type)	RED	each	0.97 - 2.00	82	1.27		0.88 - 1.67	174	0.99	83	1.25 - 1.67	163	1.29	
Peppers (Bell Type)	RED	per lb	3.10	75	3.10		3.10	109	3.10		3.10	22	3.10	
Peppers (Bell Type)	YELLOW - Greenhouse	each	1.50	7	1.50									
Peppers (Bell Type)	YELLOW	each	0.97 - 2.00	82	1.27		1.38 - 1.67	28	1.59		1.25 - 1.67	186	1.32	
Peppers (Bell Type)	YELLOW	per lb	3.10	75	3.10		3.10	109	3.10		3.10	22	3.10	
Radishes		per bunch					0.50	103	0.50					
Salad (Mixed Types)		1 lb package					1.99	8	1.99					
Salad (Mixed Types)		10-12 oz package	1.50 - 3.98	211	2.73		1.50 - 2.99	72	1.94		2.50 - 3.50	70	3.13	
Salad (Mixed Types)		5-9 oz package	1.99 - 3.98	138	2.80		2.50 - 2.99	26	2.71		2.50 - 3.50	70	3.13	
Serrano Peppers		per lb					1.99	146	1.99					
Spinach		per bunch					0.89	40	0.89		2.99	22	2.99	
Spinach	FLAT TYPE	8-10 oz package	1.99 - 2.99	93	2.89		1.49 - 2.50	17	1.97					
Squash	GREY	per lb	0.89 - 1.49	111	0.94		0.50 - 0.99	262	0.81					
Squash	Yellow Crookneck/Straightneck	per lb	0.89 - 1.68	384	1.40	15	0.98 - 1.49	195	1.30	62	1.49	10	1.49	
Squash	Zucchini	per lb	0.89 - 1.68	384	1.40	15	0.49 - 1.99	390	1.09	31	1.29 - 1.49	27	1.36	
Sweet Potatoes		per lb	0.69 - 1.29	319	0.98		1.99	146	1.99					
Tomatillos		per lb	0.89 - 1.29	150	1.00		0.34 - 1.99	436	0.93					
Tomatoes		per lb	0.99 - 2.99	85	1.71	27	0.69 - 1.49	208	1.08		1.29 - 1.59	47	1.51	
Tomatoes	Cherry Type	1 pint package									4.99	7	4.99	
Tomatoes	GRAPE TYPE	1 pint package					2.99	23	2.99		2.50	17	2.50	

Wtd Avg - Simple weighted average



Commodity	Variety	Unit	SOUTH CENTRAL U.S.				SOUTHWEST U.S.				NORTHWEST U.S.			
			Price Range	Number of Ads	Wtd Avg Price	% Marked Local	Price Range	Number of Ads	Wtd Avg Price	% Marked Local	Price Range	Number of Ads	Wtd Avg Price	% Marked Local
Tomatoes	GRAPE TYPE	10 oz package	1.99 - 2.99	168	2.37	20								
Tomatoes	Plum Type (Roma)	per lb	0.69 - 1.78	251	1.39		0.89 - 1.99	72	1.90		1.49	61	1.49	
Tomatoes	VINE RIPES - Greenhouse	per lb	1.27	47	1.27						1.49	23	1.49	
Tomatoes	VINE RIPES	per lb	1.49 - 1.99	408	1.74	20								
Tomatoes	Vine Ripes - Heirloom Varieties - Greenhouse	per lb	2.99	95	2.99									
Tomatoes	VINE RIPES - ON THE VINE - Greenhouse	per lb	0.99 - 1.99	531	1.55		2.49 - 2.99	130	2.52		0.99 - 3.29	105	1.88	
Turnip Tops		per bunch	1.79	7	1.79									
<b>OTHER SPECIALTY CROP ITEMS</b>														
Hemp Protein		16 oz	14.99	107	14.99		19.99	184	19.99		14.99	4	14.99	
Hemp Seeds Shelled		8 oz	7.99 - 9.99	214	8.99		7.99 - 9.99	368	8.99		7.99 - 9.99	8	8.99	
<b>SEASONAL ITEMS</b>														
Ornamentals	Gladiolas	bunched 5s					4.99	199	4.99					
Ornamentals	Rose, Hybrid Tea	bunched 12s	8.00 - 9.99	196	9.32		12.98 - 14.99	138	13.21	11	12.99	9	12.99	

Wtd Avg - Simple weighted average





Commodity	Variety	Unit	ALASKA U.S.				HAWAII U.S.			
			Price Range	Number of Ads	Wtd Avg Price	% Marked Local	Price Range	Number of Ads	Wtd Avg Price	% Marked Local
<b>FRUIT</b>										
Apples	Fuji	3 lb bag	5.49	11	5.49		4.99	3	4.99	
Apples	Fuji	per lb					1.69	7	1.69	
Apples	Honeycrisp	per lb	1.79 - 2.79	13	2.64					
Apples	Pink Lady/Cripps Pink	3 lb bag	5.49	11	5.49					
Apples	Red Delicious	3 lb bag					5.39	7	5.39	
Apples, Processed	Juice	64 oz (1/2 gallon)	8.99	28	8.99					
Avocados	Various Greenskin Varieties	each	2.00	2	2.00					
Bananas		per lb					1.19	3	1.19	
Blackberries		5.6-6 oz package	3.18 - 3.50	15	3.42					
Blueberries		18 oz package	4.78 - 6.99	24	6.25					
Blueberries		6 oz package	3.49 - 3.50	13	3.50		3.99	4	3.99	
Cantaloupes		per lb	1.99	28	1.99					
Cherries	Red Varieties	per lb	3.49 - 4.99	26	4.23		5.99	27	5.99	
Grapes	Black Seedless	per lb	4.99	28	4.99					
Grapes	Red Seedless	per lb	3.49 - 4.99	30	4.89		3.99	27	3.99	
Grapes	White Seedless Type	per lb	3.49 - 4.99	30	4.89		3.99	27	3.99	
Honeydews		per lb					1.59	3	1.59	
Kiwifruit	Yellow Flesh	2-lb containers with lids					7.99	2	7.99	
Lemons		2 lb bag					5.99	7	5.99	
Lemons		each	0.79	1	0.79					
Mangoes	Round Varieties	each	1.79	1	1.79					
Nectarines	Various White Flesh Varieties	per lb					2.99 - 3.49	27	3.42	
Nectarines	Various Yellow Flesh Varieties	per lb	2.39 - 3.99	12	3.77		3.49 - 5.49	30	5.02	
Papaya	Maradol/Tainung Types	per lb	3.28	3	3.28					
Peaches	Various Yellow Flesh Varieties	per lb	2.39 - 3.99	15	3.61		5.49	23	5.49	
Pineapples		per lb					0.79	23	0.79	100
Plums		per lb	2.69 - 4.49	32	4.29		4.99	58	4.99	
Raspberries		6 oz package	3.50 - 3.79	12	3.52					
Strawberries		1 lb package	3.00 - 4.29	25	3.58		3.99 - 4.99	50	4.91	
Strawberries		2 lb package	7.99	11	7.99					
Tangerines/Mandarins		2 lb bag					5.29	3	5.29	
Watermelons	Red Flesh Seedless Miniature	each	5.00	2	5.00					

Wtd Avg - Simple weighted average



Commodity	Variety	Unit	ALASKA U.S.				HAWAII U.S.			
			Price Range	Number of Ads	Wtd Avg Price	% Marked Local	Price Range	Number of Ads	Wtd Avg Price	% Marked Local
Watermelons	Red Flesh Seedless Type	each	8.99	11	8.99		9.32	4	9.32	
Watermelons	Red Flesh Seedless Type	per lb					1.09	7	1.09	100
<b>POTATOES &amp; ONIONS</b>										
Onions, Dry	RED	per lb					2.59	7	2.59	
Onions, Dry	YELLOW	3 lb bag	3.49 - 3.69	12	3.51					
Onions, Dry	YELLOW MARKED SWEET	per lb	1.49 - 2.29	50	2.14		2.49	23	2.49	100
Potatoes	ROUND RED	per lb					1.49	7	1.49	
Potatoes	RUSSET	per lb					4.09	3	4.09	
Potatoes	YELLOW TYPE	5 lb bag	5.49	2	5.49					
<b>VEGETABLES</b>										
Beans	ROUND GREEN TYPE	12 oz bag	3.59	2	3.59					
Broccoli	CROWN CUT	per lb	2.79	11	2.79					
Cabbage	ROUND GREEN TYPE	per lb	1.39	1	1.39		0.99	9	0.99	77
Carrots		2 lb bag	2.49	1	2.49					
Carrots	BABY PEELED	1 lb bag	1.70	2	1.70		1.69	3	1.69	
Carrots	BABY PEELED	2 lb bag					4.89	7	4.89	
Celery		each	1.69	1	1.69					
Chinese Cabbage		per lb					1.29	4	1.29	
Corn-Sweet		each	1.25 - 1.50	12	1.44					
Corn-Sweet		trays 4-5 ears film wrapped	6.00	11	6.00					
Cucumbers		each	1.19	1	1.19					
Jalapeno Peppers		per lb	1.78	3	1.78					
Lettuce	Iceberg	each	2.78 - 3.99	31	3.87					
Lettuce	Iceberg	per lb					2.99	4	2.99	
Mixed Mini Sweet Peppers		1 lb package					4.99	23	4.99	
Mushrooms	PORTOBELLA	6 oz package	3.99	2	3.99					
Mushrooms	WHITE	8 oz package					3.79	3	3.79	
Peppers (Bell Type)	ORANGE	each	1.50 - 1.99	15	1.88					
Peppers (Bell Type)	ORANGE	per lb					4.34	4	4.34	
Peppers (Bell Type)	RED	each	1.50 - 1.99	15	1.88					
Peppers (Bell Type)	RED	per lb					4.43	4	4.43	
Peppers (Bell Type)	YELLOW	each	1.50 - 1.99	15	1.88					
Peppers (Bell Type)	YELLOW	per lb					4.34	4	4.34	
Salad (Mixed Types)		5-9 oz package	3.49	2	3.49					

Wtd Avg - Simple weighted average



Commodity	Variety	Unit	ALASKA U.S.				HAWAII U.S.			
			Price Range	Number of Ads	Wtd Avg Price	% Marked Local	Price Range	Number of Ads	Wtd Avg Price	% Marked Local
Serrano Peppers		per lb	2.48	3	2.48					
Sweet Potatoes		per lb				2.19 - 2.49	49	2.42	46	
Tomatoes		per lb	3.99	28	3.99	1.99 - 2.99	6	2.66	66	
Tomatoes	GRAPE TYPE	10 oz package				3.50	23	3.50		
Tomatoes	Plum Type (Roma)	per lb				3.49	23	3.49		
Tomatoes	VINE RIPES	per lb	2.29	2	2.29	2.99	7	2.99	100	
Tomatoes	VINE RIPES - ON THE VINE - Greenhouse	per lb	1.49 - 1.99	6	1.82					

Wtd Avg - Simple weighted average

## NATIONAL ORGANIC SUMMARY

(not including AK & HI)

Fruit								
Commodity	Variety	Unit	THIS WEEK		LAST WEEK		LAST YEAR	
			Number of Ads	Wtd Avg Price	Number of Ads	Wtd Avg Price	Number of Ads	Wtd Avg Price
Apples	Braeburn	3 lb bag	187	2.98				
Apples	Fuji	2 lb bag	131	4.55	106	3.99		
Apples	Fuji	3 lb bag	34	5.99				
Apples	Fuji	per lb	38	1.99	282	1.83	24	2.79
Apples	Gala/Royal Gala	2 lb bag	811	3.79	152	3.99	41	4.57
Apples	Gala/Royal Gala	3 lb bag	34	5.99				
Apples	Gala/Royal Gala	per lb	8	1.99	241	1.68	40	1.99
Apples	Granny Smith	2 lb bag	90	4.50	106	3.99		
Apples	Granny Smith	3 lb bag	34	5.99				
Apples	Granny Smith	per lb	23	1.83	20	1.99		
Apples	Honeycrisp	per lb	667	3.51	772	2.99		
Apples	Pink Lady/Cripps Pink	2 lb bag	20	3.99	106	3.99		
Apples, Processed	Juice	64 oz (1/2 gallon)	10	3.99	244	3.54	504	2.84
Avocados	Hass	each	173	1.29	1,114	1.94	583	2.18
Bananas		per lb	261	0.90	10	0.99	332	0.84
Blackberries		18 oz package	109	6.10				
Blackberries		5.6-6 oz package	373	4.56	2,240	3.73	2,274	3.45
Blueberries		1 pint (11-12 oz cntr w/ lid)	940	3.99	2,539	4.28		
Blueberries		18 oz package	807	7.03	542	5.90	319	4.85
Blueberries		6 oz package	1,083	4.54	2,467	3.64	1,091	4.24
Cantaloupes		each	966	3.37	9	5.99	220	3.73
Cantaloupes		per lb	80	0.77	16	1.49	11	0.99
Cherries	Rainier	per lb	22	6.66	6	7.98	248	6.99
Cherries	Red Varieties	per lb	1,187	4.56	2,850	4.84	594	4.91
Grapes	Black Seedless	per lb	16	3.99	372	2.54	314	3.31
Grapes	Red Seedless	per lb	2,235	3.47	2,248	2.91	2,650	3.22
Grapes	White Seedless Type	per lb	2,192	3.47	2,246	2.91	2,726	3.22
Honeydews		each	81	4.59				
Kiwifruit	Hayward	each	122	4.43				
Kiwifruit	Yellow Flesh	1-lb containers with lids	445	6.42	564	4.50		
Kiwifruit	Yellow Flesh	per lb	109	4.43				
Lemons		1 lb bag	72	3.99				
Lemons		2 lb bag	14	5.99	21	5.66	220	4.85

Wtd Avg - Simple weighted average



Commodity	Variety	Unit	THIS WEEK		LAST WEEK		LAST YEAR	
			Number of Ads	Wtd Avg Price	Number of Ads	Wtd Avg Price	Number of Ads	Wtd Avg Price
Limes		each	187	0.48			96	0.99
Mangoes	Round Varieties	each	454	1.43	307	1.28		
Mangoes	Yellow Varieties	each	35	2.00	16	2.00		
Nectarines	Various Yellow Flesh Varieties	per lb	293	4.05	1,339	3.56	1,088	3.42
Oranges	Valencia	4 lb bag	228	7.99	146	4.99	24	7.99
Peaches	Various Yellow Flesh Varieties	per lb	441	3.75	1,350	3.55	1,165	3.55
Pears	Bartlett	per lb	22	1.49	7	0.99	81	1.98
Pears	Bosc	per lb	212	1.94				
Pears	D'Anjou	per lb	212	1.94				
Pineapples		each	106	3.99	34	3.99		
Plums		per lb	460	3.73	659	3.84	147	2.98
Plums	Interspecific Type	per lb	16	2.99			56	4.29
Raspberries		6 oz package	298	4.50	1,273	4.94		
Strawberries		1 lb package	2,149	4.94	4,690	4.08	3,610	3.84
Strawberries		2 lb package	328	8.77	207	5.98	124	6.57
Tangerines/Mandarins		2 lb bag	60	4.99				
Watermelons	Red Flesh Seedless Miniature	each	98	5.40	1,234	3.08	467	4.99
Watermelons	Red Flesh Seedless Miniature	per lb	11	1.29	22	1.39		
Watermelons	Red Flesh Seedless Type	each	81	5.99	18	7.49		
Watermelons	Red Flesh Seedless Type	per lb	23	0.97	32	0.97	16	0.99

**Potatoes & Onions**

Commodity	Variety	Unit	THIS WEEK		LAST WEEK		LAST YEAR	
			Number of Ads	Wtd Avg Price	Number of Ads	Wtd Avg Price	Number of Ads	Wtd Avg Price
Onions, Dry	YELLOW	2 lb bag	22	2.50			334	3.30
Onions, Dry	YELLOW	3 lb bag	34	3.99	30	3.29	1,020	3.99
Onions, Dry	YELLOW	per lb	8	1.89	40	2.77	81	1.48
Onions, Dry	YELLOW MARKED SWEET	2 lb bag	197	2.99	183	2.99	87	3.83
Potatoes	ROUND RED	3 lb bag	65	3.99			24	4.99
Potatoes	RUSSET	3 lb bag	1,010	3.24	32	4.99		
Potatoes	RUSSET	5 lb bag	356	3.73			34	6.99
Potatoes	RUSSET	per lb	154	1.49	154	1.49		
Potatoes	YELLOW TYPE	3 lb bag	65	3.99			24	4.99

**Vegetables**

Commodity	Variety	Unit	THIS WEEK		LAST WEEK		LAST YEAR	
			Number of Ads	Wtd Avg Price	Number of Ads	Wtd Avg Price	Number of Ads	Wtd Avg Price
Beans	ROUND GREEN TYPE	12 oz bag	21	2.98				

Wtd Avg - Simple weighted average



Commodity	Variety	Unit	THIS WEEK		LAST WEEK		LAST YEAR	
			Number of Ads	Wtd Avg Price	Number of Ads	Wtd Avg Price	Number of Ads	Wtd Avg Price
Beans	ROUND GREEN TYPE	per lb	19	2.99				
Beets		per bunch	218	3.00	53	1.50	160	3.14
Broccoli		per bunch	9	2.99	17	3.99	397	3.04
Carrots		1 lb bag	6	1.79	40	1.48	38	1.29
Carrots		2 lb bag	10	2.00				
Carrots	BABY PEELED	1 lb bag	644	2.28	292	1.98	486	2.18
Cauliflower		each	541	4.26	488	4.36	38	4.14
Cauliflower		per lb	29	1.61	7	1.99	13	1.49
Celery		each	45	1.78	129	2.29	51	2.08
Celery		per lb	9	0.79			199	1.99
Celery	HEARTS	per package	41	2.99				
Cilantro		per bunch	60	1.11	356	1.83	521	1.44
Collards		per bunch	146	2.99				
Corn-Sweet		each	59	0.60			19	0.69
Cucumbers		each	103	1.55	57	1.73	300	1.37
Cucumbers	LONG SEEDLESS - Greenhouse	each	463	2.56	7	2.99	72	2.94
Kale		per bunch	213	2.58	71	1.66	201	1.71
Lettuce	Green Leaf	each	179	2.02	175	2.01	19	2.50
Lettuce	Iceberg	each	53	2.99	75	2.79	22	1.99
Lettuce	Red Leaf	each	179	2.02	175	2.01	19	2.50
Lettuce	Romaine (Hearts)	3 count	805	4.06	926	3.67	568	3.39
Mixed Mini Sweet Peppers		1 lb package	22	5.94	593	4.21	109	4.12
Mushrooms	WHITE	8 oz package	52	3.53	739	2.91	484	2.92
Onions, Green		per bunch	18	0.99	20	0.99	218	1.93
Salad (Mixed Types)		1 lb package	191	4.99	575	4.47		
Salad (Mixed Types)		10-12 oz package	55	4.92	593	5.12	186	4.81
Salad (Mixed Types)		5-9 oz package	2,153	3.52	3,117	3.64	1,558	3.80
Spinach		per bunch	60	1.50			22	0.99
Spinach	FLAT TYPE	5-7 oz package	652	3.57	185	3.82		
Spinach	FLAT TYPE	8-10 oz package	78	2.99	52	5.99		
Squash	Yellow Crookneck/Straightneck	per lb	228	2.79			38	2.31
Squash	Zucchini	per lb	389	2.46	162	1.97	169	2.09
Sweet Potatoes		per lb	35	1.99	28	1.99	64	1.62
Tomatoes		per lb	305	2.80	154	2.49	122	4.99
Tomatoes	Cherry Type	1 pint package	40	2.24	30	1.84	111	3.67
Tomatoes	GRAPE TYPE - Greenhouse	1 pint package	8	2.50				
Tomatoes	GRAPE TYPE	1 pint package	935	3.17	426	2.96	391	3.13

Wtd Avg - Simple weighted average



Commodity	Variety	Unit	THIS WEEK		LAST WEEK		LAST YEAR	
			Number of Ads	Wtd Avg Price	Number of Ads	Wtd Avg Price	Number of Ads	Wtd Avg Price
Tomatoes	Plum Type (Roma)	per lb	6	2.99			6	2.28
Tomatoes	VINE RIPES	per lb	65	2.99			65	2.99
Tomatoes	Vine Ripes - Heirloom Varieties - Greenhouse	per lb	7	4.99	7	4.99		
Tomatoes	VINE RIPES - ON THE VINE - Greenhouse	per lb	666	2.96	670	3.10	760	3.47

**Other Specialty Crop Items**

Commodity	Variety	Unit	THIS WEEK		LAST WEEK		LAST YEAR	
			Number of Ads	Wtd Avg Price	Number of Ads	Wtd Avg Price	Number of Ads	Wtd Avg Price
Hemp (Seed) Oil		16 oz	347	16.99	343	16.99	553	17.51
Hemp Protein		16 oz	176	20.19	75	22.09	563	13.27
Hemp Protein		8 oz	9	7.99				
Hemp Seeds Shelled		12 oz	356	14.99	351	14.98	214	17.78
Hemp Seeds Shelled		16 oz	356	14.44	356	14.99	159	14.99
Hemp Seeds Shelled		7 oz	356	11.99	838	10.59	1,168	11.26
Hemp Seeds Shelled		8 oz	188	7.99	13	7.99		

Wtd Avg - Simple weighted average



### REGIONAL ORGANIC DETAILS

Commodity	Variety	Unit	NORTHEAST U.S.				SOUTHEAST U.S.				MIDWEST U.S.			
			Price Range	Number of Ads	Wtd Avg Price	% Marked Local	Price Range	Number of Ads	Wtd Avg Price	% Marked Local	Price Range	Number of Ads	Wtd Avg Price	% Marked Local
<b>FRUIT</b>														
Apples	Braeburn	3 lb bag					2.98	187	2.98					
Apples	Fuji	2 lb bag								2.99	29	2.99		
Apples	Fuji	3 lb bag					5.99	34	5.99					
Apples	Fuji	per lb	1.99	38	1.99									
Apples	Gala/Royal Gala	2 lb bag					2.98 - 4.99	280	4.62	2.99 - 3.99	79	3.71		
Apples	Gala/Royal Gala	3 lb bag					5.99	34	5.99					
Apples	Granny Smith	2 lb bag								2.99	22	2.99		
Apples	Granny Smith	3 lb bag					5.99	34	5.99					
Apples	Honeycrisp	per lb	2.49 - 3.66	131	3.58					2.49 - 3.49	288	3.37		
Apples	Pink Lady/Cripps Pink	2 lb bag								3.99	20	3.99		
Apples, Processed	Juice	64 oz (1/2 gallon)	3.99	10	3.99									
Avocados	Hass	each								1.25	13	1.25		
Bananas		per lb	0.79	9	0.79					0.79	106	0.79		
Blackberries		5.6-6 oz package	3.49 - 3.99	79	3.95		4.99	228	4.99					
Blueberries		1 pint (11-12 oz cntr w/ lid)	3.99 - 4.99	325	4.29		2.98 - 3.99	201	3.05	2.99 - 4.49	211	3.81		
Blueberries		18 oz package	6.10	122	6.10		6.10 - 9.99	314	8.92	5.49	67	5.49		
Blueberries		6 oz package	3.99	37	3.99		3.99	268	3.99	2.99 - 3.49	46	3.29		
Cantaloupes		each	3.49 - 4.49	403	3.68		2.98	52	2.98	2.50 - 3.99	211	3.45		
Cherries	Red Varieties	per lb	3.98 - 6.99	174	5.56		3.48 - 4.43	339	3.82	4.69 - 5.99	173	5.49		
Grapes	Red Seedless	per lb	2.99 - 3.99	362	3.60		2.50 - 5.99	1526	3.45	3.99	11	3.99		
Grapes	White Seedless Type	per lb	2.99 - 3.99	333	3.60		2.50 - 5.99	1526	3.45	3.99	11	3.99		
Honeydews		each	4.99	59	4.99					3.50	22	3.50		
Kiwifruit	Hayward	each	4.43	122	4.43									
Kiwifruit	Yellow Flesh	1-lb containers with lids	5.99 - 7.99	281	7.69					3.99	67	3.99		
Lemons		1 lb bag	3.99	72	3.99									
Limes		each					0.48	187	0.48					
Mangoes	Round Varieties	each	1.29 - 1.99	329	1.30									
Nectarines	Various Yellow Flesh Varieties	per lb	3.99 - 4.99	248	4.02									
Oranges	Valencia	4 lb bag					7.99	228	7.99					
Peaches	Various Yellow Flesh Varieties	per lb	1.79 - 4.99	307	3.59									
Pears	Bartlett	per lb								1.49	22	1.49		
Pears	Bosc	per lb	1.99	190	1.99					1.49	22	1.49		
Pears	D'Anjou	per lb	1.99	190	1.99					1.49	22	1.49		
Pineapples		each	3.99	106	3.99									

Wtd Avg - Simple weighted average





Commodity	Variety	Unit	NORTHEAST U.S.				SOUTHEAST U.S.				MIDWEST U.S.			
			Price Range	Number of Ads	Wtd Avg Price	% Marked Local	Price Range	Number of Ads	Wtd Avg Price	% Marked Local	Price Range	Number of Ads	Wtd Avg Price	% Marked Local
Plums		per lb	3.88 - 3.99	131	3.89					3.49	67	3.49		
Raspberries		6 oz package	3.99	72	3.99									
Strawberries		1 lb package	4.43 - 5.99	777	4.91	4.43 - 5.99	680	5.25		3.99 - 4.99	320	4.66		
Strawberries		2 lb package				9.99	228	9.99		5.99	39	5.99		
Tangerines/Mandarins		2 lb bag								4.99	60	4.99		
Watermelons	Red Flesh Seedless Type	each	5.99	59	5.99					5.99	22	5.99		
<b>POTATOES &amp; ONIONS</b>														
Onions, Dry	YELLOW	2 lb bag								2.50	22	2.50		
Onions, Dry	YELLOW	3 lb bag	3.99	34	3.99									
Onions, Dry	YELLOW MARKED SWEET	2 lb bag	2.99	183	2.99	2.99	14	2.99						
Potatoes	ROUND RED	3 lb bag								3.99	60	3.99		
Potatoes	RUSSET	3 lb bag				3.19	945	3.19		3.99	60	3.99		
Potatoes	RUSSET	5 lb bag	3.49	322	3.49	5.99	34	5.99						
Potatoes	RUSSET	per lb								1.49	13	1.49		
Potatoes	YELLOW TYPE	3 lb bag								3.99	60	3.99		
<b>VEGETABLES</b>														
Beets		per bunch				3.49	74	3.49		1.50	22	1.50		
Broccoli		per bunch	2.99	9	2.99									
Carrots	BABY PEELED	1 lb bag	2.50 - 2.99	227	2.91	1.50 - 2.00	268	1.93		1.67	27	1.67		
Cauliflower		each	4.43	122	4.43					3.99	67	3.99		
Cauliflower		per lb								1.49	22	1.49		
Celery		each								1.95	9	1.95		
Celery	HEARTS	per package	2.99 - 3.00	24	3.00	3.00	3	3.00		2.99	14	2.99		
Corn-Sweet		each	0.60	59	0.60									
Cucumbers	LONG SEEDLESS - Greenhouse	each	2.54 - 2.99	187	2.70					2.29	67	2.29		
Kale		per bunch								1.50	22	1.50		
Lettuce	Green Leaf	each								1.99	13	1.99		
Lettuce	Red Leaf	each								1.99	13	1.99		
Lettuce	Romaine (Hearts)	3 count	3.99 - 4.99	579	4.09	3.99 - 4.99	23	4.38		2.50 - 3.99	95	3.25		
Mushrooms	WHITE	8 oz package	3.99	35	3.99									
Onions, Green		per bunch	0.99	15	0.99	0.99	3	0.99						
Salad (Mixed Types)		1 lb package								4.99 - 5.00	22	5.00		
Salad (Mixed Types)		10-12 oz package								4.97	25	4.97		
Salad (Mixed Types)		5-9 oz package	2.99 - 3.99	720	3.63	3.33 - 4.00	414	3.99		2.98 - 3.50	350	3.34		
Spinach		per bunch								1.50	7	1.50		
Spinach	FLAT TYPE	5-7 oz package	3.29 - 3.99	238	3.66					2.98 - 3.99	234	3.28		

Wtd Avg - Simple weighted average



Commodity	Variety	Unit	NORTHEAST U.S.				SOUTHEAST U.S.				MIDWEST U.S.			
			Price Range	Number of Ads	Wtd Avg Price	% Marked Local	Price Range	Number of Ads	Wtd Avg Price	% Marked Local	Price Range	Number of Ads	Wtd Avg Price	% Marked Local
Spinach	FLAT TYPE	8-10 oz package	2.99	78	2.99									
Squash	Yellow Crookneck/Straightneck	per lb					2.79	228	2.79					
Squash	Zucchini	per lb					2.79	228	2.79		1.99	13	1.99	
Sweet Potatoes		per lb	1.99	35	1.99									
Tomatoes		per lb	2.99	190	2.99									
Tomatoes	Cherry Type	1 pint package	2.99	8	2.99		1.99	15	1.99		1.78	9	1.78	
Tomatoes	GRAPE TYPE	1 pint package	2.99 - 3.29	554	3.03		1.99 - 3.50	257	3.38		2.00 - 3.99	13	2.92	
Tomatoes	VINE RIPES	per lb	2.99	65	2.99									
Tomatoes	VINE RIPES - ON THE VINE - Greenhouse	per lb	2.99 - 3.10	165	3.07		2.79	228	2.79		2.79	67	2.79	

**OTHER SPECIALTY CROP ITEMS**

Hemp (Seed) Oil		16 oz					16.99	52	16.99				
Hemp Protein		16 oz									17.90	67	17.90
Hemp Protein		8 oz	7.99	9	7.99								
Hemp Seeds Shelled		12 oz	14.99	9	14.99		14.99	52	14.99				
Hemp Seeds Shelled		16 oz	14.44	9	14.44		14.44	52	14.44				
Hemp Seeds Shelled		7 oz	11.99	9	11.99		11.99	52	11.99				

Wtd Avg - Simple weighted average



Commodity	Variety	Unit	SOUTH CENTRAL U.S.				SOUTHWEST U.S.				NORTHWEST U.S.			
			Price Range	Number of Ads	Wtd Avg Price	% Marked Local	Price Range	Number of Ads	Wtd Avg Price	% Marked Local	Price Range	Number of Ads	Wtd Avg Price	% Marked Local
<b>FRUIT</b>														
Apples	Fuji	2 lb bag	4.99 - 5.00	102	4.99									
Apples	Gala/Royal Gala	2 lb bag	2.98 - 4.99	211	3.78		2.49 - 2.98	237	2.87		2.98	4	2.98	
Apples	Gala/Royal Gala	per lb					1.99	8	1.99					
Apples	Granny Smith	2 lb bag	4.99	68	4.99									
Apples	Granny Smith	per lb					1.99	14	1.99		1.59	9	1.59	
Apples	Honeycrisp	per lb	3.49 - 3.66	117	3.60		3.66	109	3.66		3.66	22	3.66	
Avocados	Hass	each	1.25	92	1.25		1.25 - 2.00	42	1.43		1.25	26	1.25	
Bananas		per lb					0.99	146	0.99					
Blackberries		18 oz package					6.10	109	6.10					
Blackberries		5.6-6 oz package					3.00 - 4.99	66	3.78					
Blueberries		1 pint (11-12 oz cntr w/ lid)	3.99 - 4.99	156	4.60		1.75 - 4.99	40	4.39		5.99	7	5.99	100
Blueberries		18 oz package	4.99 - 6.10	150	5.54						4.99 - 6.10	154	6.00	85
Blueberries		6 oz package	2.49 - 2.50	19	2.50		3.99 - 4.99	403	4.97		2.99 - 4.99	310	4.84	
Cantaloupes		each	2.98 - 2.99	112	2.98		2.98	184	2.98		2.98	4	2.98	
Cantaloupes		per lb					0.50 - 0.99	64	0.58		1.49	16	1.49	
Cherries	Rainier	per lb									6.66	22	6.66	
Cherries	Red Varieties	per lb	3.98 - 4.66	182	4.26		3.98 - 5.21	293	4.44		3.98 - 5.21	26	5.02	
Grapes	Black Seedless	per lb									3.99	16	3.99	
Grapes	Red Seedless	per lb	2.50	107	2.50		2.50 - 4.99	198	3.78		2.50 - 4.99	31	4.15	
Grapes	White Seedless Type	per lb	1.98 - 2.50	124	2.43		2.99 - 4.99	167	3.96		2.50 - 4.99	31	4.15	
Kiwifruit	Yellow Flesh	1-lb containers with lids	4.43	75	4.43						4.43	22	4.43	
Kiwifruit	Yellow Flesh	per lb					4.43	109	4.43					
Lemons		2 lb bag					5.99	14	5.99					
Mangoes	Round Varieties	each					1.50 - 2.00	19	1.84		1.50 - 2.50	106	1.75	
Mangoes	Yellow Varieties	each									2.00	35	2.00	
Nectarines	Various Yellow Flesh Varieties	per lb	3.99	23	3.99		2.99	6	2.99		4.99	16	4.99	
Peaches	Various Yellow Flesh Varieties	per lb	3.99	23	3.99		2.99 - 4.99	14	4.13		3.98 - 4.99	97	4.15	
Plums		per lb	3.88	75	3.88		2.50 - 3.99	144	3.78		2.48 - 3.88	43	3.20	
Plums	Interspecific Type	per lb					2.99	16	2.99	100				
Raspberries		6 oz package					3.00 - 5.49	226	4.67					
Strawberries		1 lb package	4.43 - 4.99	241	4.82		4.43	109	4.43		4.43	22	4.43	
Strawberries		2 lb package	5.99	61	5.99									
Watermelons	Red Flesh Seedless Miniature	each									4.99 - 5.48	98	5.40	
Watermelons	Red Flesh Seedless Miniature	per lb					1.29	11	1.29					

Wtd Avg - Simple weighted average



Commodity	Variety	Unit	SOUTH CENTRAL U.S.				SOUTHWEST U.S.				NORTHWEST U.S.			
			Price Range	Number of Ads	Wtd Avg Price	% Marked Local	Price Range	Number of Ads	Wtd Avg Price	% Marked Local	Price Range	Number of Ads	Wtd Avg Price	% Marked Local
Watermelons	Red Flesh Seedless Type	per lb								0.96 - 0.99	23	0.97		
<b>POTATOES &amp; ONIONS</b>														
Onions, Dry	YELLOW	per lb					1.89	8	1.89					
Potatoes	ROUND RED	3 lb bag	3.99	5	3.99									
Potatoes	RUSSET	3 lb bag	3.99	5	3.99									
Potatoes	RUSSET	per lb	1.49	92	1.49		1.49	23	1.49		1.49	26	1.49	
Potatoes	YELLOW TYPE	3 lb bag	3.99	5	3.99									
<b>VEGETABLES</b>														
Beans	ROUND GREEN TYPE	12 oz bag									2.98	21	2.98	
Beans	ROUND GREEN TYPE	per lb									2.99	19	2.99	
Beets		per bunch					2.98	122	2.98	100				
Carrots		1 lb bag	1.79	6	1.79									
Carrots		2 lb bag									2.00	10	2.00	
Carrots	BABY PEELED	1 lb bag					2.00	122	2.00	100				
Cauliflower		each	4.43	75	4.43		3.99 - 4.43	255	4.18		4.43	22	4.43	
Cauliflower		per lb									1.99	7	1.99	
Celery		each	1.99	9	1.99		1.29 - 1.99	27	1.65					
Celery		per lb									0.79	9	0.79	
Cilantro		per bunch					0.99	53	0.99		2.00	7	2.00	
Collards		per bunch					2.99	146	2.99					
Cucumbers		each									1.28 - 2.54	103	1.55	
Cucumbers	LONG SEEDLESS - Greenhouse	each	2.54	75	2.54		1.99 - 2.54	117	2.50		2.50	17	2.50	
Kale		per bunch					1.50 - 2.99	174	2.77		2.00	17	2.00	
Lettuce	Green Leaf	each	1.99	92	1.99		1.79 - 2.49	48	2.09		1.99	26	1.99	
Lettuce	Iceberg	each					2.99	53	2.99					
Lettuce	Red Leaf	each	1.99	92	1.99		1.79 - 2.49	48	2.09		1.99	26	1.99	
Lettuce	Romaine (Hearts)	3 count	2.99 - 4.99	100	4.62		3.99	8	3.99					
Mixed Mini Sweet Peppers		1 lb package					4.99 - 6.49	22	5.94					
Mushrooms	WHITE	8 oz package	2.58	17	2.58									
Salad (Mixed Types)		1 lb package					4.99	169	4.99					
Salad (Mixed Types)		10-12 oz package	6.98	9	6.98						3.98	21	3.98	
Salad (Mixed Types)		5-9 oz package	2.99 - 4.00	326	3.20		3.34 - 3.99	238	3.38		2.50 - 3.99	105	2.77	
Spinach		per bunch					1.50	53	1.50					
Spinach	FLAT TYPE	5-7 oz package	3.00 - 3.99	123	3.74		3.99	31	3.99		3.99	26	3.99	
Squash	Zucchini	per lb	1.99	92	1.99		1.99	23	1.99		1.99	33	1.99	
Tomatoes		per lb	2.49	92	2.49		2.49	23	2.49					

Wtd Avg - Simple weighted average



Commodity	Variety	Unit	SOUTH CENTRAL U.S.				SOUTHWEST U.S.				NORTHWEST U.S.			
			Price Range	Number of Ads	Wtd Avg Price	% Marked Local	Price Range	Number of Ads	Wtd Avg Price	% Marked Local	Price Range	Number of Ads	Wtd Avg Price	% Marked Local
Tomatoes	Cherry Type	1 pint package					2.50	8	2.50					
Tomatoes	GRAPE TYPE - Greenhouse	1 pint package					2.50	8	2.50					
Tomatoes	GRAPE TYPE	1 pint package	2.99	95	2.99		5.99	16	5.99	100				
Tomatoes	Plum Type (Roma)	per lb					2.99	6	2.99					
Tomatoes	Vine Ripes - Heirloom Varieties - Greenhouse	per lb									4.99	7	4.99	
Tomatoes	VINE RIPES - ON THE VINE - Greenhouse	per lb	3.10	75	3.10		3.10	109	3.10		3.10	22	3.10	

**OTHER SPECIALTY CROP ITEMS**

Hemp (Seed) Oil		16 oz	16.99	107	16.99		16.99	184	16.99		16.99	4	16.99
Hemp Protein		16 oz					21.59	109	21.59	100			
Hemp Seeds Shelled		12 oz	14.99	107	14.99		14.99	184	14.99		14.99	4	14.99
Hemp Seeds Shelled		16 oz	14.44	107	14.44		14.44	184	14.44		14.44	4	14.44
Hemp Seeds Shelled		7 oz	11.99	107	11.99		11.99	184	11.99		11.99	4	11.99
Hemp Seeds Shelled		8 oz					7.99	184	7.99		7.99	4	7.99

Wtd Avg - Simple weighted average



Commodity	Variety	Unit	ALASKA U.S.				HAWAII U.S.			
			Price Range	Number of Ads	Wtd Avg Price	% Marked Local	Price Range	Number of Ads	Wtd Avg Price	% Marked Local
<b>FRUIT</b>										
Apples	Fuji	2 lb bag	3.49	1	3.49					
Apples	Gala/Royal Gala	2 lb bag	5.99	11	5.99					
Apples	Honeycrisp	2 lb bag	5.99	11	5.99					
Apples	Honeycrisp	per lb				5.12	4	5.12		
Bananas		per lb	0.99	11	0.99					
Blueberries		18 oz package				8.45	4	8.45		
Blueberries		6 oz package	2.58	3	2.58					
Cherries	Rainier	per lb				9.32	4	9.32		
Cherries	Red Varieties	per lb				7.21	4	7.21		
Grapes	Red Seedless	per lb	3.48 - 5.99	14	5.45					
Grapes	White Seedless Type	per lb	3.48 - 5.99	14	5.45					
Kiwifruit	Yellow Flesh	1 lb bag				6.21	4	6.21		
Plums		per lb				5.43	4	5.43		
Strawberries		1 lb package	4.00 - 5.58	14	4.34					
<b>VEGETABLES</b>										
Beets		per bunch	3.29	1	3.29					
Broccoli	CROWN CUT	per lb	2.49	11	2.49					
Carrots	BABY PEELED	1 lb bag	2.49	11	2.49					
Cauliflower		each				6.21	4	6.21		
Cauliflower		per lb	2.49	11	2.49					
Celery	HEARTS	per package	4.18	3	4.18					
Cucumbers	LONG SEEDLESS - Greenhouse	each				3.56	4	3.56		
Lettuce	Romaine (Hearts)	3 count	2.99	1	2.99					
Tomatoes	GRAPE TYPE	1 pint package	3.59	1	3.59					
Tomatoes	VINE RIPES - ON THE VINE - Greenhouse	per lb	3.99	11	3.99					

Wtd Avg - Simple weighted average

**REGIONAL DEFINITIONS**

As used in this report, regions include the following states:	
NORTHEAST U.S.	Connecticut, Delaware, Massachusetts, Maryland, Maine, New Hampshire, New Jersey, New York, Pennsylvania, Rhode Island and Vermont
SOUTHEAST U.S.	Alabama, Florida, Georgia, Mississippi, North Carolina, South Carolina, Tennessee, Virginia and West Virginia
MIDWEST U.S.	Iowa, Illinois, Indiana, Kentucky, Michigan, Minnesota, North Dakota, Nebraska, Ohio, South Dakota and Wisconsin
SOUTH CENTRAL U.S.	Arkansas, Colorado, Kansas, Louisiana, Missouri, New Mexico, Oklahoma, and Texas
SOUTHWEST U.S.	Arizona, California, Nevada and Utah
NORTHWEST U.S.	Idaho, Montana, Oregon, Washington, and Wyoming
ALASKA	Alaska
HAWAII	Hawaii
NATIONAL	Continental United States

1 -- Specialty Crops Market News surveys nearly 271 retailers, comprising over 29,700 individual stores, with online weekly advertised features.

2 -- Date range reflects one week of data collection ending on the report date and encompassing ad pricing good from the Saturday before the report release date through the following Friday.