



Advertised Prices for Specialty Crops Products at Major Retail Supermarket Outlets ending during the period of 7/27/2024 to 8/8/2024

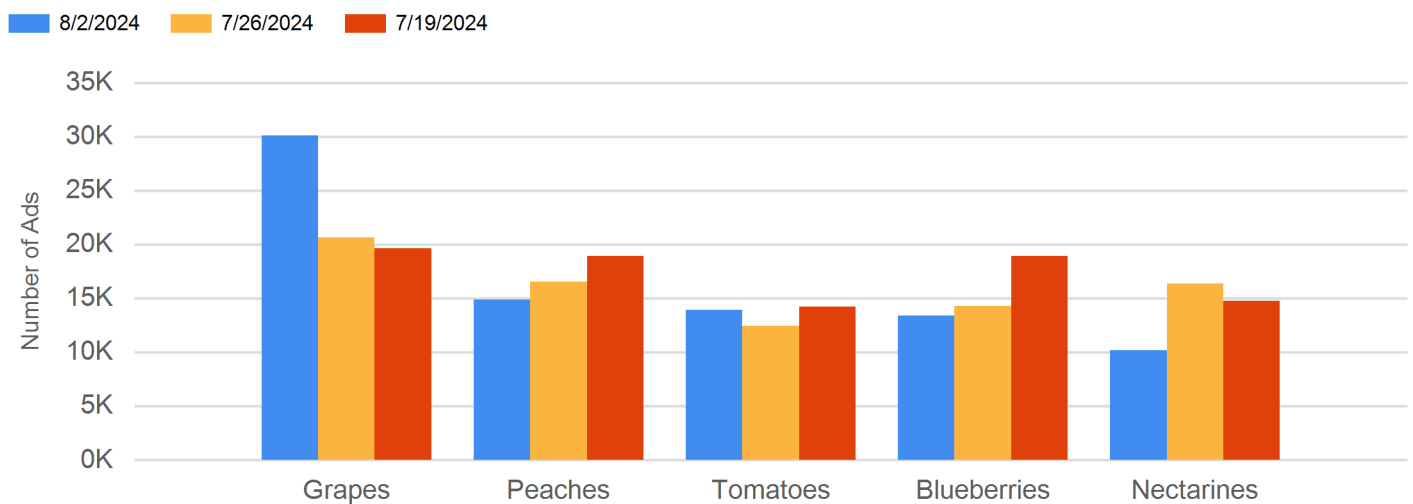
Sales with Spice

Hatch chiles were heavily featured this week in many areas of the country. Specials on grilling and roasting items like sweet onions, tomatoes, yellow squash, zucchini, pineapple, corn, and bell peppers were tied in with Hatch chile promotions. Deals on summer fruit were abundant, with peaches, white and red grapes, cantaloupes, blueberries, cherries, mangoes, and nectarines being among the most advertised this week. Back-to-school ads increased this week, promoting school supplies and healthy snacks like apples, baby carrots, and berries.

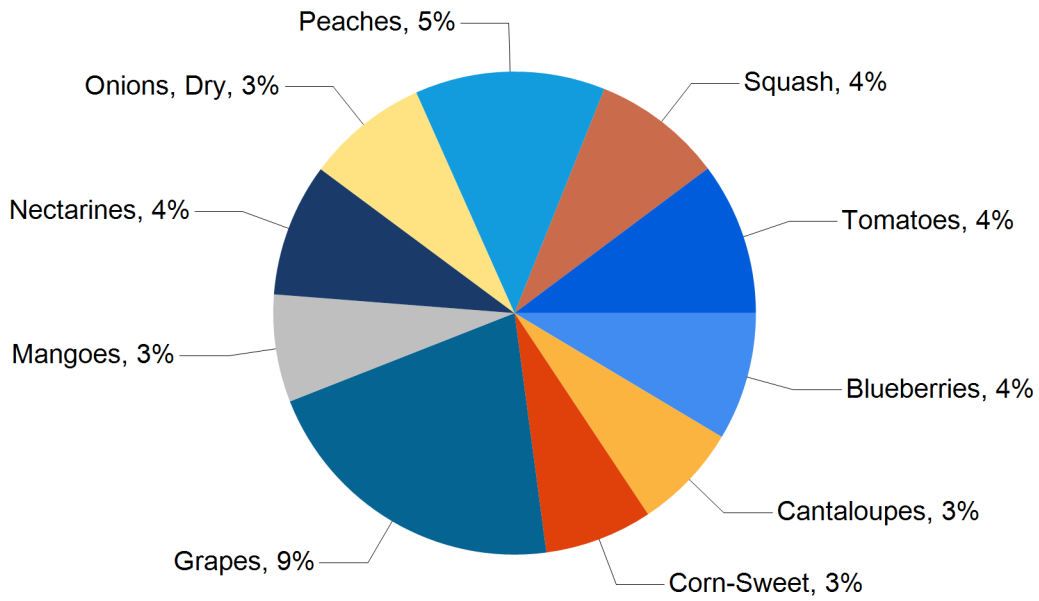
Total ad numbers this week were 294,605, a 3% decrease from last week's total of 304,961. The total for the same week last year was 3% lower at 287,368. The total number of ads broken out by commodity groups: fruit 168,493 (57% of all ads), onions and potatoes 15,947 (5%), vegetables 104,104 (35%), herbs 739, ornamentals 2,839, and hemp 3,222. The number of ads for organic produce was 34,162, 12% of total ads.

The following are the prices of major advertised items (3,000 plus ads) this week, compared to the same week last year. Significant increases in price for fruit this week included red cherries at 38%, yellow nectarines at 13%, and white nectarines at 10%. There were no significant decreases. Significant changes in price for potatoes and onions this week included only a 10% decrease for Russet potatoes (5 lb. bag). Significant increases in price for vegetables this week included yellow squash at 20%, packaged salad (5-9 oz.) at 18%, and zucchini at 13%. Significant decreases included sweet corn at 13% and cucumbers at 11%.

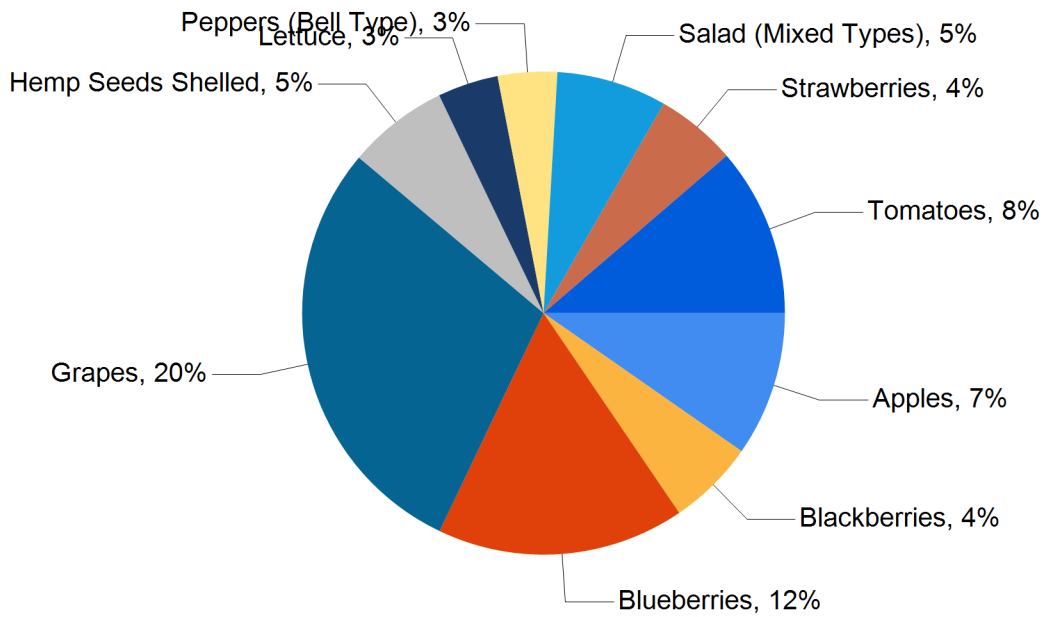
Top 5 Commodities Featured This Week



Top 10 Commodities as Percentage of Total Conventional Ads

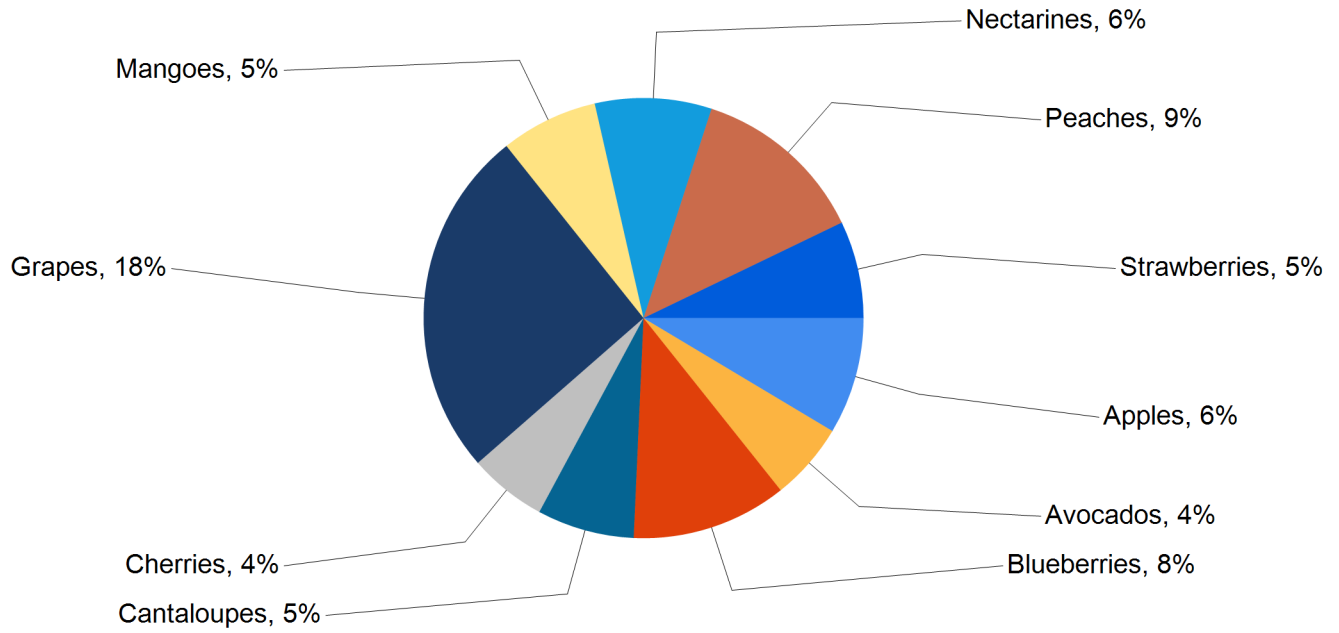


Top 10 Commodities as Percentage of Total Organic Ads

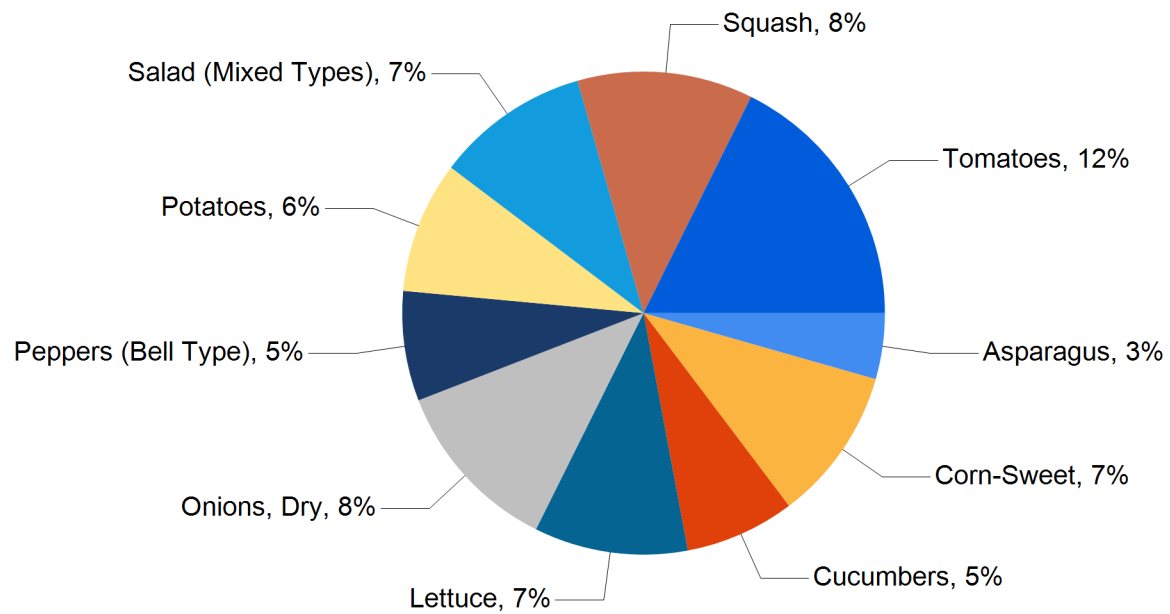


Wtd Avg - Simple weighted average

Top 10 Fruits as Percentage of Total Fruit Ads



Top 10 Vegetables as Percentage of Total Vegetable Ads Including Onions and Potatoes



Wtd Avg - Simple weighted average

NATIONAL CONVENTIONAL SUMMARY
(not including AK & HI)

Fruit								
Commodity	Variety	Unit	THIS WEEK		LAST WEEK		LAST YEAR	
			Number of Ads	Wtd Avg Price	Number of Ads	Wtd Avg Price	Number of Ads	Wtd Avg Price
Apples	Ambrosia	per lb	43	1.24	8	0.99		
Apples	Braeburn	per lb	8	1.48	19	1.48	62	1.18
Apples	Fuji	3 lb bag	368	4.06	1,925	3.60	44	2.96
Apples	Fuji	5 lb bag	8	3.99	13	5.99		
Apples	Fuji	per lb	1,112	1.25	736	1.15	779	2.24
Apples	Gala/Royal Gala	2 lb bag	27	2.99	44	2.99	396	3.92
Apples	Gala/Royal Gala	3 lb bag	444	3.94	606	3.98	165	3.82
Apples	Gala/Royal Gala	per lb	257	1.21	126	1.58	259	1.70
Apples	Golden Delicious	2 lb bag	8	2.99	63	2.99	30	3.00
Apples	Golden Delicious	3 lb bag	60	2.92				
Apples	Golden Delicious	per lb	7	0.79	16	0.99		
Apples	Granny Smith	3 lb bag	281	4.74	55	3.50		
Apples	Granny Smith	per lb	808	1.59	582	1.44	65	1.99
Apples	Honeycrisp	3 lb bag	20	3.99	92	4.13		
Apples	Honeycrisp	per lb	3,041	1.95	3,946	1.69	1,473	2.04
Apples	Pink Lady/Cripps Pink	3 lb bag	39	2.88			294	5.07
Apples	Pink Lady/Cripps Pink	per lb	270	1.71	245	1.22	856	1.90
Apples	Red Delicious	3 lb bag	159	3.07	612	3.65	88	2.78
Apples	Red Delicious	per lb	290	1.19	287	1.07	76	1.59
Apples, Processed	Juice	128 oz (1 gallon)	214	6.88			235	5.27
Apples, Processed	Juice	64 oz (1/2 gallon)	3,430	2.42	3,345	2.56	2,658	2.45
Apples, Processed	Juice Marked Cider	64 oz (1/2 gallon)	9	2.29	109	3.24	80	2.41
Avocados	Hass	each	2,193	1.21	3,678	0.88	3,477	1.24
Avocados	Hass-Marked Extra Large	each	339	2.64	196	2.95		
Avocados	Hass-Marked Large	each	1,164	1.45	246	1.42		
Avocados	Hass-Marked Medium	each	559	1.49	737	1.27		
Avocados	Hass-Marked Small	each	69	0.50	148	0.63		
Avocados	Various Greenskin Marked Extra Large	each	8	2.50				
Avocados	Various Greenskin Varieties	each	1,684	2.85	1,732	2.35	481	2.27
Avocados	Various Greenskin Varieties	per lb	26	0.78	31	0.78		
Bananas		per lb	869	0.54	303	0.68	501	0.47
Blackberries		1 pint (11-12 oz cntr w/ lid)	277	4.94	309	6.28		
Blackberries		18 oz package	39	3.99				

Wtd Avg - Simple weighted average



Commodity	Variety	Unit	THIS WEEK		LAST WEEK		LAST YEAR	
			Number of Ads	Wtd Avg Price	Number of Ads	Wtd Avg Price	Number of Ads	Wtd Avg Price
Blackberries		5.6-6 oz package	3,143	2.43	1,832	2.96	6,271	2.64
Blueberries		1 pint (11-12 oz cntr w/ lid)	6,629	2.51	7,833	2.34		
Blueberries		18 oz package	1,589	4.74	3,851	4.47	3,361	4.59
Blueberries		6 oz package	1,227	2.75	709	2.70	459	2.99
Cactus Pears		each	74	0.39	88	0.36	207	0.21
Cactus Pears		per lb	9	1.29	15	1.09	42	0.99
Cantaloupes		each	7,354	2.73	8,976	2.71	2,553	2.98
Cantaloupes		per lb	447	0.48	330	0.54	439	0.47
Cherries	Red Varieties	per lb	6,397	4.52	12,591	3.53	10,332	3.27
Clementines		2 lb bag	441	3.43	284	4.05	842	4.04
Clementines		3 lb bag	771	5.25	237	5.27	877	4.97
Grapefruit	RED	5 lb bag	11	5.99	209	7.78		
Grapefruit	RED	each	8	0.89	139	1.00	296	1.41
Grapefruit	RED	per lb	303	0.77				
Grapes	Black Seedless	per lb	3,584	1.87	1,813	2.33	4,122	1.87
Grapes	Red Globe Seeded Type	per lb	367	2.52	257	2.85	37	1.99
Grapes	Red Seedless	per lb	10,247	2.19	7,128	2.62	9,596	2.06
Grapes	White Seedless Type	per lb	8,979	2.19	6,020	2.68	9,203	2.05
Honeydews		each	1,913	3.87	4,937	4.03	441	4.69
Honeydews		per lb	171	0.86	257	1.40	381	0.95
Kiwifruit	Hayward	1-lb containers with lids	391	4.28	287	3.78		
Kiwifruit	Hayward	each	525	0.51	176	0.48	521	0.44
Kiwifruit	Yellow Flesh	1-lb containers with lids	1,492	4.44	316	4.86		
Kiwifruit	Yellow Flesh	each	6	1.25	13	1.11		
Lemons		1 lb bag	200	2.52				
Lemons		2 lb bag	340	3.72	1,673	3.47	535	3.71
Lemons		each	1,886	0.71	986	0.72	2,110	0.67
Lemons		per lb	256	0.90	310	0.57	53	0.56
Limes		each	1,764	0.45	1,140	0.41	1,261	0.57
Limes		per lb	286	0.96	380	0.67	115	1.04
Mangoes	Round Varieties	each	6,279	1.06	4,885	1.16		
Mangoes	Round Varieties Marked Extra Large	each	314	1.16	958	1.60		
Mangoes	Round Varieties Marked Large	each	879	1.14	2,171	1.16		
Mangoes	Yellow Varieties	each	425	0.42	510	0.88		
Mangoes	Yellow Varieties Marked Extra Large	each	11	1.50	19	1.67		
Mangoes	Yellow Varieties Marked Large	each	8	0.99	14	1.00		

Wtd Avg - Simple weighted average



National Retail Report - Specialty Crops
 Friday, August 2, 2024 - Page 6

Commodity	Variety	Unit	THIS WEEK		LAST WEEK		LAST YEAR	
			Number of Ads	Wtd Avg Price	Number of Ads	Wtd Avg Price	Number of Ads	Wtd Avg Price
Nectarines	Various White Flesh Varieties	per lb	3,847	2.65	5,678	2.57	4,833	2.42
Nectarines	Various Yellow Flesh Varieties	per lb	5,960	2.50	7,566	2.34	8,246	2.21
Oranges	Navel	3 lb bag	679	5.11	659	4.74	1,770	4.28
Oranges	Navel	4 lb bag	229	5.19	275	5.04	44	5.06
Oranges	Navel	each	955	0.93	1,022	0.99	704	0.97
Oranges	Navel	per lb	626	1.28	252	1.42	240	1.36
Oranges	Navel, Cara Cara	3 lb bag	366	5.49				
Oranges	Valencia	each	88	0.95				
Oranges	Valencia	per lb	7	1.25	62	0.93	55	0.56
Papaya	Maradol/Tainung Types	each	40	3.69				
Papaya	Maradol/Tainung Types	per lb	1,227	1.11	1,046	1.12	364	1.03
Peaches	Various White Flesh Varieties	per lb	3,661	2.62	3,775	2.66	3,741	2.52
Peaches	Various Yellow Flesh Varieties	per lb	10,355	1.97	8,404	2.09	11,080	2.14
Pears	Bartlett	2 lb bag	1,187	4.49				
Pears	Bartlett	per lb	1,830	1.92	656	1.36	512	2.34
Pears	Bosc	per lb	21	1.81	20	1.49		
Pineapples		each	873	2.97	632	3.18	490	3.03
Pineapples		per lb	201	0.54	101	0.66	163	0.46
Plums		per lb	4,179	2.30	5,813	2.48	3,841	2.30
Plums	Interspecific Type	per lb	2,630	2.54	233	3.35	3,460	2.56
Prunes		per lb	8	2.99				
Raspberries		1 pint (11-12 oz cntr w/ lid)	277	4.94	293	6.54		
Raspberries		6 oz package	677	2.66	1,088	3.22		
Strawberries		1 lb package	5,821	2.61	4,814	2.84	6,321	2.84
Strawberries		1 pint (11-12 oz cntr w/ lid)	104	3.50	8	3.00		
Strawberries		2 lb package	937	4.46	1,312	4.95	505	4.91
Tangelos		per lb	22	1.99			303	0.97
Tangerines/Mandarins		2 lb bag	612	4.63	76	3.91	265	3.32
Tangerines/Mandarins		3 lb bag	4,710	4.31	2,349	4.05	1,543	4.67
Tangerines/Mandarins		5 lb package	218	8.99			280	7.25
Tangerines/Mandarins		each	152	0.65	30	0.85		
Tangerines/Mandarins		per lb	327	1.73	55	1.71	175	1.44
Watermelons	Red Flesh Seeded Type	each	47	7.84	690	7.24	483	7.03
Watermelons	Red Flesh Seeded Type	per lb	181	0.47	336	0.63	144	0.41
Watermelons	Red Flesh Seedless Miniature	each	1,532	3.86	3,786	3.71	650	3.62
Watermelons	Red Flesh Seedless Miniature	per lb	61	0.49	27	0.99	27	0.99

Wtd Avg - Simple weighted average



Commodity	Variety	Unit	THIS WEEK		LAST WEEK		LAST YEAR	
			Number of Ads	Wtd Avg Price	Number of Ads	Wtd Avg Price	Number of Ads	Wtd Avg Price
Watermelons	Red Flesh Seedless Type	each	4,667	4.64	5,425	5.39	7,064	4.88
Watermelons	Red Flesh Seedless Type	per lb	753	0.47	602	0.57	1,187	0.63

Potatoes & Onions

Commodity	Variety	Unit	THIS WEEK		LAST WEEK		LAST YEAR	
			Number of Ads	Wtd Avg Price	Number of Ads	Wtd Avg Price	Number of Ads	Wtd Avg Price
Onions, Dry	RED	2 lb bag	144	2.03	133	1.95	29	2.00
Onions, Dry	RED	per lb	333	1.59	98	1.23	1,730	1.56
Onions, Dry	WHITE	2 lb bag	140	1.94	133	1.95		
Onions, Dry	WHITE	3 lb bag	117	2.25	55	2.50		
Onions, Dry	WHITE	per lb	802	1.04	776	0.75	916	0.73
Onions, Dry	YELLOW	2 lb bag	571	1.93	334	1.87	73	1.78
Onions, Dry	YELLOW	3 lb bag	618	2.87	1,131	2.87	3,444	2.99
Onions, Dry	YELLOW	5 lb bag	9	2.98				
Onions, Dry	YELLOW	per lb	931	0.90	865	0.87	241	0.81
Onions, Dry	YELLOW MARKED SWEET	2 lb bag	422	2.32	169	2.02	14	2.99
Onions, Dry	YELLOW MARKED SWEET	3 lb bag	657	3.32	635	3.72	1,101	3.66
Onions, Dry	YELLOW MARKED SWEET	5 lb bag	73	3.99	1,020	4.99	47	4.91
Onions, Dry	YELLOW MARKED SWEET	per lb	4,152	1.29	2,013	1.24	1,165	1.20
Potatoes	ROUND RED	3 lb bag	147	2.96	154	2.17	32	3.99
Potatoes	ROUND RED	5 lb bag	78	4.12	412	3.90	339	4.32
Potatoes	ROUND RED	per lb	204	1.06	417	1.24	232	0.89
Potatoes	ROUND WHITE	5 lb bag	440	2.96	325	3.99	9	4.99
Potatoes	ROUND WHITE	per lb	8	0.97			9	1.49
Potatoes	RUSSET	10 lb bag	750	3.32	502	2.86	262	4.13
Potatoes	RUSSET	5 lb bag	3,121	3.57	3,573	3.26	1,145	3.98
Potatoes	RUSSET	8 lb bag	51	2.54	650	3.09		
Potatoes	RUSSET	per lb	1,536	0.86	797	0.96	1,172	1.06
Potatoes	YELLOW TYPE	10 lb bag	8	2.99	8	2.99		
Potatoes	YELLOW TYPE	3 lb bag	154	2.91	160	2.03	54	2.44
Potatoes	YELLOW TYPE	5 lb bag	40	4.59	180	4.01	186	3.97
Potatoes	YELLOW TYPE	per lb	148	1.11	359	1.27	130	1.29

Vegetables

Commodity	Variety	Unit	THIS WEEK		LAST WEEK		LAST YEAR	
			Number of Ads	Wtd Avg Price	Number of Ads	Wtd Avg Price	Number of Ads	Wtd Avg Price
Artichokes		each	426	2.96	392	2.74	639	2.81
Asparagus	GREEN	per lb	3,375	3.49	96	3.55	1,390	3.82

Wtd Avg - Simple weighted average



Commodity	Variety	Unit	THIS WEEK		LAST WEEK		LAST YEAR	
			Number of Ads	Wtd Avg Price	Number of Ads	Wtd Avg Price	Number of Ads	Wtd Avg Price
Beans	ROUND GREEN TYPE	12 oz bag	526	2.56	401	3.06		
Beans	ROUND GREEN TYPE	per lb	2,191	1.75	985	1.85	2,988	1.75
Beets		per bunch	127	2.75	137	2.67	18	2.00
Beets		per lb	18	0.84	113	1.10	384	0.49
Broccoli		per bunch	1,446	2.84	1,464	2.84	1,619	2.79
Broccoli		per lb	617	1.56	568	1.67	258	1.00
Broccoli	CROWN CUT	per lb	1,531	1.97	1,405	1.65	1,270	1.71
Brussels Sprouts		1 lb bag	322	2.99				
Brussels Sprouts		per lb	2,180	3.28	953	2.48	450	2.97
Cabbage	RED TYPE	per lb	131	0.89	22	1.49		
Cabbage	ROUND GREEN TYPE	per lb	2,256	0.72	1,947	0.72	2,571	0.68
Cactus Leaf (Nopales)		per lb	11	0.77	41	0.78	34	1.35
Carrots		1 lb bag	961	0.99	85	0.99	81	1.20
Carrots		2 lb bag	43	1.82	18	1.75	147	1.52
Carrots		5 lb film bag	50	2.92	50	3.00		
Carrots		per lb	184	0.91	232	0.84	69	0.56
Carrots	BABY PEELED	1 lb bag	1,097	1.43	3,609	1.21	2,498	1.25
Carrots	BABY PEELED	2 lb bag	578	2.74	123	2.70	35	2.51
Cauliflower		each	2,604	2.87	2,344	2.87	2,602	2.71
Cauliflower		per lb	752	1.38	154	1.40	481	1.22
Celery		each	1,002	1.31	905	1.64	386	1.79
Celery		per lb	132	1.37			7	0.99
Celery	HEARTS	per package	1,176	2.55	374	2.78		
Chayote		each	9	0.67	34	0.88	9	0.67
Chayote		per lb	38	1.49	9	0.67		
Chinese Cabbage		per lb	64	1.09	6	1.28	53	1.49
Cilantro		per bunch	593	0.67	1,010	0.79	775	1.04
Collards		1 lb bag	20	3.50			12	2.78
Collards		per bunch	103	1.79	8	1.19		
Collards		per lb	131	1.79	325	1.41	393	1.33
Corn-Sweet		each	6,394	0.48	5,660	0.57	5,771	0.55
Corn-Sweet		trays 4-5 ears film wrapped	1,579	4.08	3,033	3.20		
Cucumbers		each	3,063	0.68	4,300	0.79	5,063	0.76
Cucumbers		per lb	15	0.78	14	0.89	25	0.72
Cucumbers	LONG SEEDLESS - Greenhouse	each	2,311	1.27	4,339	1.32	3,407	1.48
Eggplant		each	28	2.49	87	1.41	141	2.07
Eggplant		per lb	1,230	1.40	1,201	1.50	1,031	1.39

Wtd Avg - Simple weighted average



National Retail Report - Specialty Crops
Friday, August 2, 2024 - Page 9

Commodity	Variety	Unit	THIS WEEK		LAST WEEK		LAST YEAR	
			Number of Ads	Wtd Avg Price	Number of Ads	Wtd Avg Price	Number of Ads	Wtd Avg Price
Garlic		per sleeve	310	1.86	205	1.43	607	1.73
Jalapeno Peppers		per lb	2,062	1.18	2,501	1.41	918	1.05
Kale		1 lb bag	20	3.50			12	2.78
Kale		per bunch	138	1.75	35	1.49	79	1.88
Kale		per lb	203	1.79	281	1.47	393	1.33
Lettuce	Green Leaf	each	958	1.74	559	1.32	576	1.56
Lettuce	Green Leaf	per lb	395	1.57	1,004	1.47	665	1.79
Lettuce	Iceberg	each	2,106	1.77	2,675	1.81	2,589	1.68
Lettuce	Red Leaf	each	896	1.79	506	1.28	532	1.54
Lettuce	Red Leaf	per lb	404	1.57	1,004	1.47	637	1.79
Lettuce	Romaine	each	580	1.72	672	1.34	672	1.41
Lettuce	Romaine	per lb	252	1.58	652	1.65	244	1.67
Lettuce	Romaine (Hearts)	3 count	1,391	3.13	1,445	2.65	1,023	3.30
Mixed Mini Sweet Peppers		1 lb package	590	2.87	461	3.36	292	3.78
Mushrooms	CREMINI	8 oz package	524	2.25	722	2.48		
Mushrooms	PORTOBELLA	6 oz package	129	3.08	72	2.54	378	3.68
Mushrooms	WHITE	8 oz package	2,576	2.09	1,338	2.17	2,168	1.78
Mushrooms	WHITE	per lb	101	3.22			24	2.99
Mustard		1 lb bag	20	3.50				
Mustard		per bunch	16	0.99	8	1.19		
Onions, Green		per bunch	508	0.72	792	0.66	1,090	0.90
Peppers (Bell Type)	GREEN	each	2,279	1.00	2,920	0.95	2,952	0.87
Peppers (Bell Type)	GREEN	per lb	405	1.81	507	1.36	1,223	1.45
Peppers (Bell Type)	ORANGE - Greenhouse	each	73	2.00	719	1.51	40	1.50
Peppers (Bell Type)	ORANGE	each	700	1.66	574	1.71	2,320	1.50
Peppers (Bell Type)	ORANGE - Greenhouse	per lb	30	4.99			78	2.93
Peppers (Bell Type)	ORANGE	per lb	84	2.63	128	2.99	1,359	2.93
Peppers (Bell Type)	RED - Greenhouse	each	73	2.00	719	1.51	40	1.42
Peppers (Bell Type)	RED	each	942	1.53	1,001	1.71	2,741	1.42
Peppers (Bell Type)	RED - Greenhouse	per lb	30	4.99			78	2.87
Peppers (Bell Type)	RED	per lb	84	2.63	454	3.03	1,582	2.87
Peppers (Bell Type)	YELLOW - Greenhouse	each	73	2.00	719	1.51	40	1.50
Peppers (Bell Type)	YELLOW	each	700	1.66	653	1.72	2,320	1.50
Peppers (Bell Type)	YELLOW - Greenhouse	per lb	30	4.99			78	2.95
Peppers (Bell Type)	YELLOW	per lb	84	2.63	128	2.99	1,441	2.95
Radishes		1 lb bag	51	1.82	1,228	1.77	88	1.51
Radishes		per bunch	454	1.10	354	1.16	580	1.37

Wtd Avg - Simple weighted average



Commodity	Variety	Unit	THIS WEEK		LAST WEEK		LAST YEAR	
			Number of Ads	Wtd Avg Price	Number of Ads	Wtd Avg Price	Number of Ads	Wtd Avg Price
Salad (Mixed Types)		1 lb package	199	2.99				
Salad (Mixed Types)		10-12 oz package	2,354	2.79	2,453	2.44	2,571	2.30
Salad (Mixed Types)		5-9 oz package	4,649	3.01	2,367	2.84	3,125	2.56
Serrano Peppers		per lb	182	1.16	67	1.20	9	1.79
Spinach		per bunch	133	1.67	84	1.26	351	1.26
Spinach	FLAT TYPE	5-7 oz package	1,560	3.05	98	2.90		
Spinach	FLAT TYPE	8-10 oz package	1,464	2.89	359	2.11		
Squash	GREY	per lb	202	0.98	144	0.96	201	0.99
Squash	Yellow Crookneck/Straightneck	per lb	4,008	1.60	4,000	1.41	4,299	1.33
Squash	Zucchini	per lb	5,391	1.49	6,164	1.35	4,521	1.32
Sweet Potatoes		per lb	1,116	1.15	834	0.96	1,041	1.01
Swiss Chard		per lb	9	1.49				
Tomatillos		per lb	519	1.06	623	0.98	624	0.85
Tomatoes		per lb	904	1.92	1,167	2.00	1,228	1.54
Tomatoes	Cherry Type	1 pint package	98	2.48	71	3.44	94	3.22
Tomatoes	Cherry Type	10 oz package	341	2.75	677	3.30		
Tomatoes	GRAPE TYPE	1 pint package	1,268	2.55	366	2.37	724	2.04
Tomatoes	GRAPE TYPE	10 oz package	2,441	2.46	222	2.49	2,503	2.92
Tomatoes	Plum Type (Roma)	per lb	916	1.45	2,632	1.00	1,440	1.26
Tomatoes	VINE RIPES - Greenhouse	per lb	162	2.04	248	1.85	253	2.07
Tomatoes	VINE RIPES	per lb	2,745	1.89	2,160	1.89	1,248	2.07
Tomatoes	Vine Ripes - Heirloom Varieties - Greenhouse	per lb	68	4.52	210	2.65	210	2.63
Tomatoes	VINE RIPES - ON THE VINE - Greenhouse	per lb	2,298	1.82	2,947	1.73	3,712	1.70
Turnip Tops		1 lb bag	20	3.50			12	2.78
Turnip Tops		per bunch	16	0.99				

Other Specialty Crop Items

Commodity	Variety	Unit	THIS WEEK		LAST WEEK		LAST YEAR	
			Number of Ads	Wtd Avg Price	Number of Ads	Wtd Avg Price	Number of Ads	Wtd Avg Price
Hemp Protein		16 oz	304	14.99	172	14.99	236	19.99
Hemp Seeds Shelled		16 oz	197	14.43				
Hemp Seeds Shelled		7 oz	142	9.17			312	7.29
Hemp Seeds Shelled		8 oz	614	8.98	438	9.31		

Wtd Avg - Simple weighted average



Seasonal Items								
Commodity	Variety	Unit	THIS WEEK		LAST WEEK		LAST YEAR	
			Number of Ads	Wtd Avg Price	Number of Ads	Wtd Avg Price	Number of Ads	Wtd Avg Price
Ornamentals	Gladiolas	bunched 10s	136	5.68	105	5.00		
Ornamentals	Gladiolas	bunched 5s	22	3.99	122	4.99	30	5.06
Ornamentals	Rose, Hybrid Tea	bunched 10s	74	9.99				
Ornamentals	Rose, Hybrid Tea	bunched 12s	2,596	7.86	2,844	7.80	2,680	7.94

Wtd Avg - Simple weighted average



REGIONAL CONVENTIONAL DETAILS

Commodity	Variety	Unit	NORTHEAST U.S.				SOUTHEAST U.S.				MIDWEST U.S.			
			Price Range	Number of Ads	Wtd Avg Price	% Marked Local	Price Range	Number of Ads	Wtd Avg Price	% Marked Local	Price Range	Number of Ads	Wtd Avg Price	% Marked Local
FRUIT														
Apples	Braeburn	per lb									1.48	8	1.48	
Apples	Fuji	3 lb bag					3.98 - 5.99	59	5.14		3.99	245	3.99	
Apples	Fuji	5 lb bag									3.99	8	3.99	
Apples	Fuji	per lb	0.99 - 1.99	38	1.25		0.99	228	0.99		0.99 - 1.79	57	1.44	
Apples	Gala/Royal Gala	2 lb bag					2.99	27	2.99					
Apples	Gala/Royal Gala	3 lb bag					2.98 - 5.99	144	4.03		3.99	245	3.99	
Apples	Gala/Royal Gala	per lb	1.49	54	1.49						1.29 - 1.48	138	1.47	
Apples	Golden Delicious	2 lb bag					2.99	8	2.99					
Apples	Golden Delicious	3 lb bag					2.99 - 3.00	43	3.00					
Apples	Granny Smith	3 lb bag	4.99	183	4.99		5.99	34	5.99					
Apples	Granny Smith	per lb	1.49 - 1.99	29	1.65		1.29 - 1.99	410	1.92		0.99 - 1.48	147	1.44	
Apples	Honeycrisp	3 lb bag									3.99	20	3.99	
Apples	Honeycrisp	per lb	0.99 - 1.99	655	1.83		1.19 - 2.99	526	1.99		0.99 - 2.49	358	1.66	
Apples	Pink Lady/Cripps Pink	3 lb bag					3.00	30	3.00					
Apples	Pink Lady/Cripps Pink	per lb									1.49 - 1.79	253	1.73	
Apples	Red Delicious	3 lb bag					2.00 - 3.88	142	3.11					
Apples	Red Delicious	per lb	1.29	60	1.29		1.28 - 1.39	75	1.30		0.99 - 1.26	17	1.13	
Apples, Processed	Juice	128 oz (1 gallon)	5.99 - 6.99	214	6.88									
Apples, Processed	Juice	64 oz (1/2 gallon)	1.79 - 3.50	904	2.41		1.49 - 2.50	632	2.43		0.90 - 3.50	787	2.54	
Apples, Processed	Juice Marked Cider	64 oz (1/2 gallon)					2.29	9	2.29					
Avocados	Hass	each	0.50 - 1.50	599	1.19		0.50 - 2.49	590	1.37		0.80 - 1.67	253	1.16	
Avocados	Hass-Marked Large	each	1.00	65	1.00		1.50	463	1.50		1.49 - 1.79	28	1.58	
Avocados	Hass-Marked Medium	each									0.89	8	0.89	
Avocados	Various Greenskin Marked Extra Large	each	2.50	8	2.50									
Avocados	Various Greenskin Varieties	each	2.50	34	2.50		2.00 - 3.00	1607	2.86					
Avocados	Various Greenskin Varieties	per lb					0.78	26	0.78					
Bananas		per lb	0.59	29	0.59						0.38 - 0.66	392	0.42	
Blackberries		1 pint (11-12 oz cntr w/ lid)	5.99	131	5.99									
Blackberries		18 oz package									3.99	39	3.99	

Wtd Avg - Simple weighted average



Commodity	Variety	Unit	NORTHEAST U.S.				SOUTHEAST U.S.				MIDWEST U.S.			
			Price Range	Number of Ads	Wtd Avg Price	% Marked Local	Price Range	Number of Ads	Wtd Avg Price	% Marked Local	Price Range	Number of Ads	Wtd Avg Price	% Marked Local
Blackberries		5.6-6 oz package	2.50	24	2.50	100	1.99 - 3.99	1125	2.35		1.99 - 3.49	1046	2.34	
Blueberries		1 pint (11-12 oz cntr w/ lid)	1.88 - 3.99	1618	2.51	25	1.99 - 3.34	1785	2.65		1.25 - 3.99	1641	2.39	5
Blueberries		18 oz package	4.99 - 5.99	205	5.63		2.99 - 5.49	435	5.37		1.98 - 3.99	76	3.04	
Blueberries		6 oz package	1.50	6	1.50		3.33	15	3.33					
Cantaloupes		each	1.99 - 3.99	1917	2.62	1	0.99 - 3.99	2405	2.92		1.50 - 3.99	784	3.05	1
Cantaloupes		per lb									0.77 - 0.79	32	0.77	
Cherries	Red Varieties	per lb	1.99 - 5.99	1163	4.49		2.49 - 4.99	1882	4.23		0.99 - 4.99	1260	4.51	
Clementines		2 lb bag	4.99	19	4.99		3.99	19	3.99		3.99 - 4.99	116	4.16	
Clementines		3 lb bag	4.99 - 5.99	454	5.38		4.99 - 5.99	6	5.49		3.99 - 5.99	208	5.02	
Grapefruit	RED	5 lb bag	5.99	11	5.99									
Grapes	Black Seedless	per lb	1.99 - 2.99	977	2.53		1.99 - 2.49	38	2.26		1.49 - 2.69	1008	1.60	
Grapes	Red Globe Seeded Type	per lb	1.99 - 2.99	263	2.72						1.99 - 2.48	104	2.03	
Grapes	Red Seedless	per lb	1.49 - 2.99	1821	2.41		1.27 - 3.49	3080	2.22		1.27 - 2.99	1721	1.85	
Grapes	White Seedless Type	per lb	1.49 - 3.99	1489	2.39		1.27 - 3.49	2026	2.36		0.99 - 2.99	1946	1.83	
Honeydews		each	3.00 - 6.99	759	3.87		3.00 - 4.43	89	4.38		1.98 - 4.99	555	3.52	
Honeydews		per lb									0.79 - 1.49	17	1.20	
Kiwifruit	Hayward	1-lb containers with lids	2.99 - 5.99	391	4.28									
Kiwifruit	Hayward	each	0.50	71	0.50		0.50 - 0.67	304	0.54		0.50 - 0.60	25	0.54	
Kiwifruit	Yellow Flesh	1-lb containers with lids	4.99 - 5.99	225	5.35		3.99	945	3.99					
Kiwifruit	Yellow Flesh	each	1.25	6	1.25									
Lemons		1 lb bag	2.50 - 2.99	200	2.52									
Lemons		2 lb bag	2.99 - 3.99	321	3.76		3.50	3	3.50		2.99	16	2.99	
Lemons		each	0.30 - 0.79	583	0.67		0.50 - 1.00	174	0.74		0.50 - 0.77	325	0.67	
Lemons		per lb									0.88 - 0.99	149	0.91	
Limes		each	0.20 - 0.83	409	0.58		0.10 - 0.50	581	0.39		0.10 - 0.77	263	0.63	
Limes		per lb									0.88 - 0.99	142	0.91	
Mangoes	Round Varieties	each	0.59 - 1.50	1115	0.84		0.50 - 1.67	2531	1.34		0.69 - 2.00	1133	0.85	
Mangoes	Round Varieties Marked Extra Large	each	1.25	37	1.25									
Mangoes	Round Varieties Marked Large	each	1.00	183	1.00		1.00 - 1.25	426	1.24		0.99	20	0.99	
Mangoes	Yellow Varieties	each	0.80 - 1.25	45	1.02						0.99	28	0.99	
Mangoes	Yellow Varieties Marked Extra Large	each	1.50	11	1.50									
Mangoes	Yellow Varieties Marked Large	each	0.99	8	0.99									
Nectarines	Various White Flesh Varieties	per lb	1.99 - 3.49	833	2.88		2.29 - 2.49	1585	2.49		1.99 - 2.99	627	2.55	
Nectarines	Various Yellow Flesh Varieties	per lb	1.49 - 3.99	1027	2.30		1.09 - 3.49	1966	2.52	1	1.69 - 3.99	831	2.75	
Oranges	Navel	3 lb bag	3.99 - 4.99	179	4.30		4.29 - 5.49	420	5.41		4.99 - 5.99	42	5.32	

Wtd Avg - Simple weighted average



Commodity	Variety	Unit	NORTHEAST U.S.				SOUTHEAST U.S.				MIDWEST U.S.			
			Price Range	Number of Ads	Wtd Avg Price	% Marked Local	Price Range	Number of Ads	Wtd Avg Price	% Marked Local	Price Range	Number of Ads	Wtd Avg Price	% Marked Local
Oranges	Navel	4 lb bag	4.99 - 5.99	220	5.16		5.99	9	5.99					
Oranges	Navel	each	0.99 - 1.25	680	1.02		1.00	89	1.00		0.79	83	0.79	
Oranges	Navel	per lb					1.49	38	1.49		1.87	9	1.87	
Oranges	Navel, Cara Cara	3 lb bag					5.49	366	5.49					
Oranges	Valencia	each	1.00	38	1.00		0.69 - 1.00	50	0.92					
Papaya	Maradol/Tainung Types	per lb	1.29 - 1.69	540	1.37		1.49	11	1.49		0.99	30	0.99	
Peaches	Various White Flesh Varieties	per lb	1.99 - 3.49	840	2.87		1.78 - 3.49	1585	2.49		1.99 - 2.99	470	2.34	
Peaches	Various Yellow Flesh Varieties	per lb	0.40 - 3.99	2187	1.64	6	0.88 - 2.99	3970	1.78		0.99 - 3.99	1305	2.29	5
Pears	Bartlett	2 lb bag					4.49	463	4.49		4.49	570	4.49	
Pears	Bartlett	per lb	0.79 - 2.29	223	1.97		1.28 - 2.29	1449	1.94		1.49 - 2.28	116	1.94	
Pears	Bosc	per lb	1.99	9	1.99		1.68	12	1.68					
Pineapples		each	2.50	413	2.50		1.50 - 3.99	97	2.96		2.49	16	2.49	
Plums		per lb	1.49 - 3.49	1344	2.38		0.98 - 3.50	751	2.23		0.98 - 3.99	1060	2.41	
Plums	Interspecific Type	per lb	1.99 - 2.99	258	2.09		1.79 - 3.50	1508	2.59		1.99 - 3.49	159	2.54	
Raspberries		1 pint (11-12 oz cntr w/ lid)	5.99	131	5.99									
Raspberries		6 oz package	2.29	442	2.29		2.98 - 3.99	65	3.33		2.99 - 3.99	107	3.38	
Strawberries		1 lb package	1.75 - 3.99	1618	2.82		1.89 - 3.98	985	2.48		1.50 - 3.99	1298	2.39	
Strawberries		1 pint (11-12 oz cntr w/ lid)	3.50	104	3.50									
Strawberries		2 lb package	5.99	131	5.99		2.99	2	2.99		2.99 - 4.99	428	3.99	
Tangelos		per lb									1.99	22	1.99	
Tangerines/Mandarins		2 lb bag	3.99 - 5.00	424	4.97		3.98 - 3.99	138	3.99					
Tangerines/Mandarins		3 lb bag	2.89 - 6.99	893	4.75		2.89 - 4.99	1867	4.45		2.99 - 5.99	808	3.80	
Tangerines/Mandarins		5 lb package	8.99	104	8.99						8.99	114	8.99	
Tangerines/Mandarins		each	1.00	19	1.00									
Tangerines/Mandarins		per lb	1.69	6	1.69						1.48 - 1.99	14	1.70	
Watermelons	Red Flesh Seeded Type	each	8.99	17	8.99		6.99 - 8.99	12	7.49					
Watermelons	Red Flesh Seedless Miniature	each	3.34 - 4.99	370	3.73		2.99 - 3.99	51	3.32		4.65 - 4.99	745	4.65	
Watermelons	Red Flesh Seedless Type	each	2.99 - 10.99	1955	4.81		2.99 - 6.99	761	4.90		2.99 - 5.99	695	4.77	3
Watermelons	Red Flesh Seedless Type	per lb	0.28 - 0.69	102	0.60									

POTATOES & ONIONS

Onions, Dry	RED	2 lb bag	2.99	11	2.99		1.95	73	1.95		1.95	22	1.95
Onions, Dry	RED	per lb	1.79 - 1.99	39	1.93		1.49	13	1.49		0.99 - 1.99	102	1.49
Onions, Dry	WHITE	2 lb bag					1.69 - 1.95	80	1.93		1.95	22	1.95
Onions, Dry	WHITE	3 lb bag									1.99	14	1.99

Wtd Avg - Simple weighted average



Commodity	Variety	Unit	NORTHEAST U.S.				SOUTHEAST U.S.				MIDWEST U.S.			
			Price Range	Number of Ads	Wtd Avg Price	% Marked Local	Price Range	Number of Ads	Wtd Avg Price	% Marked Local	Price Range	Number of Ads	Wtd Avg Price	% Marked Local
Onions, Dry	WHITE	per lb	1.29	22	1.29		0.98	15	0.98		0.99 - 1.19	157	1.01	
Onions, Dry	YELLOW	2 lb bag	0.99 - 2.49	378	2.04		0.98 - 1.95	133	1.59		1.95	22	1.95	
Onions, Dry	YELLOW	3 lb bag	1.67 - 3.99	251	3.56		1.99 - 3.00	279	2.51		2.19	22	2.19	
Onions, Dry	YELLOW	per lb	1.29	9	1.29	100	0.98 - 0.99	89	0.99		0.89 - 1.19	47	1.03	
Onions, Dry	YELLOW MARKED SWEET	2 lb bag	2.49	175	2.49		1.95	73	1.95		1.95	22	1.95	
Onions, Dry	YELLOW MARKED SWEET	3 lb bag	3.99	210	3.99		2.50 - 3.99	135	3.04		2.99 - 3.99	52	3.24	
Onions, Dry	YELLOW MARKED SWEET	5 lb bag					3.99	73	3.99					
Onions, Dry	YELLOW MARKED SWEET	per lb	0.99 - 1.79	1701	1.28	1	0.98 - 1.49	1270	1.24		0.99 - 1.69	609	1.42	
Potatoes	ROUND RED	3 lb bag					2.50 - 3.00	95	2.94					
Potatoes	ROUND RED	5 lb bag					2.99 - 5.99	25	4.43		3.97 - 3.99	53	3.98	
Potatoes	ROUND RED	per lb									0.69 - 0.99	47	0.94	
Potatoes	ROUND WHITE	5 lb bag	2.99	413	2.99		2.50	27	2.50					
Potatoes	RUSSET	10 lb bag	3.99	29	3.99		3.48 - 3.99	129	3.95		2.99 - 3.99	74	3.43	
Potatoes	RUSSET	5 lb bag	1.90 - 4.99	602	3.03		1.35 - 4.99	1617	4.66		0.99 - 2.00	145	1.77	
Potatoes	RUSSET	8 lb bag					1.99 - 2.99	14	2.63		2.99	28	2.99	
Potatoes	RUSSET	per lb	0.79 - 1.29	407	0.99		0.79 - 0.99	979	0.80		0.49 - 0.99	43	0.90	
Potatoes	YELLOW TYPE	10 lb bag									2.99	8	2.99	
Potatoes	YELLOW TYPE	3 lb bag					2.50 - 3.00	95	2.94		2.00	7	2.00	
Potatoes	YELLOW TYPE	5 lb bag					5.99	12	5.99		3.99	28	3.99	

VEGETABLES

Artichokes		each					3.00	38	3.00	100				
Asparagus	GREEN	per lb	2.49 - 3.49	26	2.76		2.98 - 3.49	650	3.34		2.99 - 4.99	874	3.77	
Beans	ROUND GREEN TYPE	12 oz bag	2.50 - 3.50	447	2.58		2.50	65	2.50		2.50	14	2.50	
Beans	ROUND GREEN TYPE	per lb	1.48 - 1.99	1005	1.71	25	1.19 - 1.99	408	1.95		0.99 - 1.99	386	1.40	23
Beets		per bunch	2.49 - 2.99	94	2.84	78					2.49	16	2.49	100
Beets		per lb	0.89	9	0.89									
Broccoli		per bunch	1.99	190	1.99		2.99	1195	2.99		2.50	61	2.50	
Broccoli		per lb	1.69	413	1.69	100								
Broccoli	CROWN CUT	per lb	0.99 - 1.99	791	1.77	22	1.99	14	1.99		1.50 - 2.49	201	2.36	
Brussels Sprouts		1 lb bag	2.99	322	2.99									
Brussels Sprouts		per lb					3.49	463	3.49		1.69 - 3.99	684	3.54	
Cabbage	RED TYPE	per lb	0.89	131	0.89									
Cabbage	ROUND GREEN TYPE	per lb	0.49 - 0.89	906	0.75	31	0.59 - 0.79	492	0.75	6	0.39 - 0.89	408	0.67	15
Carrots		1 lb bag					0.99	945	0.99					
Carrots		2 lb bag									1.49 - 2.00	43	1.82	65

Wtd Avg - Simple weighted average



Commodity	Variety	Unit	NORTHEAST U.S.				SOUTHEAST U.S.				MIDWEST U.S.			
			Price Range	Number of Ads	Wtd Avg Price	% Marked Local	Price Range	Number of Ads	Wtd Avg Price	% Marked Local	Price Range	Number of Ads	Wtd Avg Price	% Marked Local
Carrots		per lb	2.00	20	2.00									
Carrots	BABY PEELED	1 lb bag	0.99 - 2.00	125	1.23		1.29 - 1.68	166	1.48		0.99 - 1.50	242	1.41	
Carrots	BABY PEELED	2 lb bag	2.50 - 3.49	400	2.84									
Cauliflower		each	2.00 - 3.99	1026	2.65	41	1.99 - 3.99	1266	2.99		2.50 - 2.99	246	2.81	
Cauliflower		per lb									0.79 - 1.69	212	1.47	
Celery		each	0.99 - 1.99	432	1.58		0.99 - 1.39	33	1.25		0.99 - 1.50	203	1.20	4
Celery		per lb	2.99	21	2.99									
Celery	HEARTS	per package	2.50 - 2.99	678	2.51		2.50	12	2.50		2.49 - 2.69	444	2.58	55
Chayote		each	0.67	9	0.67									
Chayote		per lb	1.49	38	1.49									
Chinese Cabbage		per lb	1.28	6	1.28									
Cilantro		per bunch					0.50 - 1.25	86	1.14		0.88	16	0.88	100
Collards		1 lb bag	3.50	20	3.50									
Collards		per bunch	1.50 - 1.99	87	1.94	10					0.99	16	0.99	100
Collards		per lb	1.79	131	1.79									
Corn-Sweet		each	0.25 - 0.69	1898	0.39	40	0.40 - 0.75	2257	0.53		0.25 - 0.67	808	0.42	31
Corn-Sweet		trays 4-5 ears film wrapped	2.50 - 5.00	966	4.33	59	2.50 - 2.99	313	2.63		3.99 - 4.99	188	4.80	7
Cucumbers		each	0.50 - 1.00	999	0.59	47	0.58 - 0.99	266	0.72		0.50 - 1.00	613	0.81	23
Cucumbers		per lb					0.78	15	0.78					
Cucumbers	LONG SEEDLESS - Greenhouse	each	0.99 - 1.99	391	1.30		0.99 - 1.79	1391	1.23		0.79 - 1.69	288	1.41	
Eggplant		each									2.48 - 2.49	18	2.49	50
Eggplant		per lb	0.88 - 1.99	1169	1.42	8	0.99	40	0.99		0.79 - 1.29	21	1.12	
Garlic		per sleeve	2.50	65	2.50									
Jalapeno Peppers		per lb	1.00 - 1.49	36	1.12	100					0.69 - 1.69	669	1.52	1
Kale		1 lb bag	3.50	20	3.50									
Kale		per bunch	1.50 - 1.99	87	1.94	10					0.97 - 1.89	43	1.35	20
Kale		per lb	1.79	203	1.79	35								
Lettuce	Green Leaf	each	1.29 - 1.99	301	1.65	40					0.99 - 1.99	184	1.74	61
Lettuce	Green Leaf	per lb	1.29 - 1.99	259	1.61	74					0.99 - 1.99	136	1.49	38
Lettuce	Iceberg	each	0.88 - 2.00	260	1.53		0.98 - 2.00	1554	1.91		0.99 - 1.99	105	1.23	
Lettuce	Red Leaf	each	1.29 - 1.99	301	1.65	40					0.99 - 1.99	155	1.80	73
Lettuce	Red Leaf	per lb	1.29 - 1.99	259	1.61	74					0.99 - 1.99	145	1.49	36
Lettuce	Romaine	each	1.00 - 1.99	63	1.28	85					1.49 - 1.69	115	1.67	
Lettuce	Romaine	per lb	1.29 - 1.99	91	1.84	4					0.99 - 1.99	161	1.44	42
Lettuce	Romaine (Hearts)	3 count	2.50 - 3.99	996	3.06	16	3.49 - 3.99	45	3.61		1.50 - 3.99	268	3.60	
Mixed Mini Sweet Peppers		1 lb package	2.50 - 3.99	440	3.02		2.50	65	2.50		1.99 - 3.49	80	2.37	
Mushrooms	CREMINI	8 oz package	2.00 - 2.49	390	2.23		2.00	64	2.00		1.99 - 2.69	60	2.35	
Mushrooms	PORTOBELLA	6 oz package	2.99 - 3.49	115	3.02						3.50	14	3.50	

Wtd Avg - Simple weighted average



National Retail Report - Specialty Crops
Friday, August 2, 2024 - Page 17

Commodity	Variety	Unit	NORTHEAST U.S.				SOUTHEAST U.S.				MIDWEST U.S.			
			Price Range	Number of Ads	Wtd Avg Price	% Marked Local	Price Range	Number of Ads	Wtd Avg Price	% Marked Local	Price Range	Number of Ads	Wtd Avg Price	% Marked Local
Mushrooms	WHITE	8 oz package	1.50 - 2.50	1461	2.13		1.79 - 2.00	253	1.99		1.50 - 2.49	507	1.96	
Mushrooms	WHITE	per lb	2.99	78	2.99									
Mustard		1 lb bag	3.50	20	3.50									
Mustard		per bunch									0.99	16	0.99	100
Onions, Green		per bunch	0.50 - 0.99	203	0.90	79					0.33 - 0.75	59	0.63	50
Peppers (Bell Type)	GREEN	each	0.67 - 1.99	610	1.27	3	0.58 - 1.00	263	0.85	28	0.50 - 1.29	542	0.95	33
Peppers (Bell Type)	GREEN	per lb	0.94 - 2.19	300	1.69	31	1.79	40	1.79		1.99 - 2.99	65	2.38	43
Peppers (Bell Type)	ORANGE - Greenhouse	each					2.00	73	2.00					
Peppers (Bell Type)	ORANGE	each					1.79	366	1.79		1.59 - 1.67	72	1.66	
Peppers (Bell Type)	ORANGE - Greenhouse	per lb	4.99	30	4.99									
Peppers (Bell Type)	ORANGE	per lb	2.99 - 3.99	31	3.70						1.64 - 2.99	53	2.00	
Peppers (Bell Type)	RED - Greenhouse	each					2.00	73	2.00					
Peppers (Bell Type)	RED	each					1.50 - 1.79	369	1.79		1.50 - 1.67	85	1.64	
Peppers (Bell Type)	RED - Greenhouse	per lb	4.99	30	4.99									
Peppers (Bell Type)	RED	per lb	2.99 - 3.99	31	3.70						1.64 - 2.99	53	2.00	
Peppers (Bell Type)	YELLOW - Greenhouse	each					2.00	73	2.00					
Peppers (Bell Type)	YELLOW	each					1.79	366	1.79		1.59 - 1.67	72	1.66	
Peppers (Bell Type)	YELLOW - Greenhouse	per lb	4.99	30	4.99									
Peppers (Bell Type)	YELLOW	per lb	2.99 - 3.99	31	3.70						1.64 - 2.99	53	2.00	
Radishes		1 lb bag					1.68	26	1.68		1.97	25	1.97	
Radishes		per bunch	0.99 - 1.49	321	1.19	59					0.99 - 2.00	54	1.38	81
Salad (Mixed Types)		1 lb package									2.99	199	2.99	
Salad (Mixed Types)		10-12 oz package	1.99 - 3.50	930	3.12		0.98 - 3.34	187	2.09		1.50 - 4.00	574	2.68	
Salad (Mixed Types)		5-9 oz package	1.79 - 4.99	1855	3.22	1	2.99 - 3.34	535	3.00		1.99 - 3.29	1099	2.88	
Serrano Peppers		per lb									0.98 - 1.59	56	1.18	16
Spinach		per bunch	1.50 - 2.00	100	1.92	65	1.50	3	1.50		0.99	14	0.99	
Spinach	FLAT TYPE	5-7 oz package	3.88	34	3.88		2.49 - 3.00	1197	3.00		2.99	33	2.99	
Spinach	FLAT TYPE	8-10 oz package					2.99 - 3.00	1229	3.00		1.99 - 2.50	138	2.02	
Squash	Yellow Crookneck/Straightneck	per lb	0.94 - 2.99	1387	1.63	18	0.99 - 1.99	931	1.73	1	0.79 - 1.99	872	1.38	26
Squash	Zucchini	per lb	0.94 - 2.99	1466	1.59	16	0.99 - 1.99	931	1.73	1	0.29 - 1.99	1477	1.41	17
Sweet Potatoes		per lb	0.79 - 1.49	58	0.98		0.98 - 0.99	119	0.99		0.99 - 1.69	240	1.58	
Swiss Chard		per lb	1.49	9	1.49									
Tomatillos		per lb									0.88 - 1.69	100	1.14	9

Wtd Avg - Simple weighted average



Commodity	Variety	Unit	NORTHEAST U.S.				SOUTHEAST U.S.				MIDWEST U.S.			
			Price Range	Number of Ads	Wtd Avg Price	% Marked Local	Price Range	Number of Ads	Wtd Avg Price	% Marked Local	Price Range	Number of Ads	Wtd Avg Price	% Marked Local
Tomatoes		per lb	1.29 - 1.99	119	1.94	100	0.75 - 2.99	186	1.98		1.48 - 2.49	326	2.17	46
Tomatoes	Cherry Type	1 pint package	2.29	60	2.29						1.99	14	1.99	
Tomatoes	Cherry Type	10 oz package	3.50	15	3.50		1.99 - 2.99	318	2.71					
Tomatoes	GRAPE TYPE	1 pint package	1.50 - 3.00	889	2.42	2	2.00 - 3.00	328	2.94		1.99 - 2.99	39	2.48	41
Tomatoes	GRAPE TYPE	10 oz package	2.29 - 3.19	600	2.50		2.29 - 3.50	548	2.32		2.29 - 3.99	756	2.32	
Tomatoes	Plum Type (Roma)	per lb	1.48 - 1.69	227	1.65		1.49 - 1.69	82	1.67		0.99 - 1.69	15	1.36	
Tomatoes	VINE RIPES - Greenhouse	per lb					1.68 - 1.99	68	1.75		1.69 - 2.49	42	2.01	59
Tomatoes	VINE RIPES	per lb	0.99 - 2.49	437	1.51	7	1.29 - 2.49	1737	2.00		1.50 - 2.99	130	2.14	33
Tomatoes	Vine Ripes - Heirloom Varieties - Greenhouse	per lb	4.99	8	4.99	100					4.99	28	4.99	100
Tomatoes	VINE RIPES - ON THE VINE - Greenhouse	per lb	0.99 - 1.99	979	1.47	1	1.48 - 1.88	386	1.58		0.99 - 2.99	451	2.34	
Turnip Tops		1 lb bag	3.50	20	3.50									
Turnip Tops		per bunch									0.99	16	0.99	100
OTHER SPECIALTY CROP ITEMS														
Hemp Protein		16 oz	14.99	9	14.99									
Hemp Seeds Shelled		16 oz	14.99	9	14.99									
Hemp Seeds Shelled		7 oz									9.59	67	9.59	
Hemp Seeds Shelled		8 oz	9.99	9	9.99		5.35 - 9.99	126	7.26					
SEASONAL ITEMS														
Ornamentals	Gladiolas	bunched 10s									5.00 - 6.00	136	5.68	6
Ornamentals	Gladiolas	bunched 5s									3.99	22	3.99	
Ornamentals	Rose, Hybrid Tea	bunched 10s					9.99	74	9.99					
Ornamentals	Rose, Hybrid Tea	bunched 12s	9.99 - 11.99	150	10.24		6.99 - 10.98	477	7.11		6.99 - 10.99	637	7.22	

Wtd Avg - Simple weighted average



Commodity	Variety	Unit	SOUTH CENTRAL U.S.				SOUTHWEST U.S.				NORTHWEST U.S.			
			Price Range	Number of Ads	Wtd Avg Price	% Marked Local	Price Range	Number of Ads	Wtd Avg Price	% Marked Local	Price Range	Number of Ads	Wtd Avg Price	% Marked Local
FRUIT														
Apples	Ambrosia	per lb	0.99	7	0.99		1.28	8	1.28		1.28 - 1.29	28	1.28	
Apples	Fuji	3 lb bag					3.50	55	3.50		2.50	9	2.50	
Apples	Fuji	per lb	0.98 - 1.19	147	1.01		0.69 - 1.99	489	1.24		1.79 - 1.99	153	1.82	85
Apples	Gala/Royal Gala	3 lb bag					3.50	55	3.50					
Apples	Gala/Royal Gala	per lb	0.44	65	0.44									
Apples	Golden Delicious	3 lb bag	2.97	8	2.97						2.50	9	2.50	
Apples	Golden Delicious	per lb					0.79	7	0.79					
Apples	Granny Smith	3 lb bag					3.50	55	3.50		2.50	9	2.50	
Apples	Granny Smith	per lb	0.99 - 1.99	36	1.80		0.79 - 0.99	186	0.92					
Apples	Honeycrisp	per lb	1.00 - 2.19	308	1.97		0.99 - 2.99	1129	2.07		1.98 - 2.49	65	2.46	93
Apples	Pink Lady/Cripps Pink	3 lb bag									2.50	9	2.50	
Apples	Pink Lady/Cripps Pink	per lb									1.29	17	1.29	100
Apples	Red Delicious	3 lb bag	2.97	8	2.97						2.50	9	2.50	
Apples	Red Delicious	per lb	1.27 - 1.29	59	1.27		0.79 - 0.99	79	0.97					
Apples, Processed	Juice	64 oz (1/2 gallon)	1.78 - 2.49	289	1.87		2.49 - 2.89	641	2.60		1.95 - 2.99	177	2.18	
Avocados	Hass	each	0.50 - 1.67	458	1.00		1.00 - 2.00	187	1.34	65	0.89 - 1.50	106	1.18	
Avocados	Hass-Marked Extra Large	each	2.50 - 2.99	207	2.88		0.99 - 2.00	15	1.60		2.00 - 2.50	117	2.35	
Avocados	Hass-Marked Large	each	1.50 - 1.69	139	1.64		1.25 - 2.00	441	1.38		1.25 - 2.00	28	1.54	
Avocados	Hass-Marked Medium	each					1.50	551	1.50					
Avocados	Hass-Marked Small	each					0.50	69	0.50					
Avocados	Various Greenskin Varieties	each	2.50 - 2.99	43	2.66									
Bananas		per lb	0.50 - 0.59	168	0.54		0.50 - 0.99	178	0.71		0.59 - 0.99	102	0.68	
Blackberries		1 pint (11-12 oz cntr w/ lid)					3.99	146	3.99					
Blackberries		5.6-6 oz package	1.49 - 3.34	350	1.80		1.59 - 4.49	575	3.13		2.49	23	2.49	
Blueberries		1 pint (11-12 oz cntr w/ lid)	1.25 - 2.99	842	2.37		1.25 - 3.50	637	2.62		1.25 - 2.49	106	2.21	
Blueberries		18 oz package	2.99 - 5.49	203	4.70		2.99 - 4.98	627	4.28		3.99 - 4.99	43	4.31	
Blueberries		6 oz package	2.50	9	2.50		0.99 - 3.50	831	2.86		2.50	366	2.50	21
Cactus Pears		each	0.44	11	0.44		0.25 - 0.40	63	0.38					
Cactus Pears		per lb					1.29	9	1.29					
Cantaloupes		each	0.97 - 3.79	1208	2.35	2	1.97 - 3.50	580	2.17	21	1.99 - 3.99	460	3.30	
Cantaloupes		per lb	0.49 - 0.50	71	0.50		0.33 - 0.99	316	0.44		0.39 - 0.58	28	0.51	
Cherries	Red Varieties	per lb	1.99 - 5.99	739	4.77		2.49 - 6.99	1295	4.83		2.99 - 4.99	58	4.28	34
Clementines		2 lb bag									2.99	287	2.99	

Wtd Avg - Simple weighted average



Commodity	Variety	Unit	SOUTH CENTRAL U.S.				SOUTHWEST U.S.				NORTHWEST U.S.			
			Price Range	Number of Ads	Wtd Avg Price	% Marked Local	Price Range	Number of Ads	Wtd Avg Price	% Marked Local	Price Range	Number of Ads	Wtd Avg Price	% Marked Local
Clementines		3 lb bag	5.98	9	5.98		4.99	94	4.99					
Grapefruit	RED	each					0.89	8	0.89					
Grapefruit	RED	per lb	0.77	303	0.77									
Grapes	Black Seedless	per lb	0.99 - 2.88	572	1.52	5	0.97 - 2.99	720	1.76	30	0.99 - 1.49	269	1.46	
Grapes	Red Seedless	per lb	0.99 - 2.99	1265	1.89	2	0.97 - 3.99	2019	2.51	43	0.99 - 2.99	341	1.71	
Grapes	White Seedless Type	per lb	0.99 - 2.99	1311	1.83	2	0.97 - 3.99	1785	2.57	49	0.99 - 2.99	422	1.85	
Honeydews		each	3.00 - 4.43	92	4.21		4.43	109	4.43		3.99 - 4.43	309	4.02	
Honeydews		per lb	0.77	103	0.77		0.39	8	0.39		0.99 - 1.29	43	1.04	
Kiwifruit	Hayward	each	0.50 - 0.60	70	0.51		0.40	55	0.40					
Kiwifruit	Yellow Flesh	1-lb containers with lids					3.99 - 4.99	241	4.82		5.98	81	5.98	
Lemons		each	0.33 - 0.67	138	0.50		0.50 - 1.00	498	0.85		0.50 - 0.78	168	0.65	
Lemons		per lb					0.79 - 0.99	107	0.88					
Limes		each	0.08 - 0.67	349	0.27		0.39 - 0.50	153	0.49		0.17	9	0.17	
Limes		per lb					0.50 - 1.29	144	1.01					
Mangoes	Round Varieties	each	0.49 - 1.50	817	0.85		0.50 - 1.33	679	0.95		0.88	4	0.88	
Mangoes	Round Varieties Marked Extra Large	each	0.50 - 0.99	92	0.67		0.99 - 2.50	185	1.39					
Mangoes	Round Varieties Marked Large	each	0.89 - 1.50	113	1.01		0.89 - 2.00	137	1.16					
Mangoes	Yellow Varieties	each	0.20 - 0.33	94	0.29		0.17 - 0.50	258	0.30					
Nectarines	Various White Flesh Varieties	per lb	1.99 - 2.99	217	2.54		1.49 - 3.99	409	2.86	71	2.99	176	2.99	
Nectarines	Various Yellow Flesh Varieties	per lb	0.99 - 2.99	733	1.95		1.49 - 3.99	1211	2.76	83	2.49 - 3.98	192	2.94	
Oranges	Navel	3 lb bag	4.99 - 5.49	38	5.37									
Oranges	Navel	each	0.33 - 0.50	103	0.37									
Oranges	Navel	per lb	0.44	65	0.44		0.99 - 1.79	514	1.36					
Oranges	Valencia	per lb					1.25	7	1.25					
Papaya	Maradol/Tainung Types	each					3.69	40	3.69					
Papaya	Maradol/Tainung Types	per lb	0.89 - 1.49	125	1.18		0.49 - 1.29	512	0.81		1.28	9	1.28	
Peaches	Various White Flesh Varieties	per lb	1.99 - 2.99	162	2.52	7	1.88 - 3.69	428	2.78	68	2.99	176	2.99	
Peaches	Various Yellow Flesh Varieties	per lb	0.97 - 2.99	1250	1.85	7	0.99 - 3.69	1252	2.70	80	1.79 - 3.59	391	2.87	
Pears	Bartlett	2 lb bag	4.49	33	4.49		4.49	120	4.49		4.49	1	4.49	
Pears	Bartlett	per lb					0.69	42	0.69					
Pineapples		each	1.50	60	1.50						3.99	287	3.99	
Pineapples		per lb					0.39 - 0.79	201	0.54					
Plums		per lb	0.79 - 3.50	427	2.09		0.34 - 2.99	559	2.17	61	1.38 - 1.99	38	1.65	
Plums	Interspecific Type	per lb	1.39 - 4.99	259	3.08		1.69 - 2.99	442	2.29	33	3.50	4	3.50	
Prunes		per lb					2.99	8	2.99					
Raspberries		1 pint (11-12 oz cntr w/ lid)					3.99	146	3.99					

Wtd Avg - Simple weighted average



Commodity	Variety	Unit	SOUTH CENTRAL U.S.				SOUTHWEST U.S.				NORTHWEST U.S.			
			Price Range	Number of Ads	Wtd Avg Price	% Marked Local	Price Range	Number of Ads	Wtd Avg Price	% Marked Local	Price Range	Number of Ads	Wtd Avg Price	% Marked Local
Raspberries		6 oz package	2.99 - 3.34	34	3.29					2.99 - 4.98	29	3.40		
Strawberries		1 lb package	1.89 - 3.49	804	2.41		1.25 - 4.49	692	2.88		2.50 - 4.99	424	2.72	
Strawberries		2 lb package	2.99 - 4.99	230	4.76		3.99	146	3.99					
Tangerines/Mandarins		2 lb bag	3.78 - 3.99	23	3.83		2.49 - 3.49	27	3.16					
Tangerines/Mandarins		3 lb bag	2.99 - 5.54	530	4.06		2.99 - 5.54	540	3.93		2.99 - 6.99	72	5.77	
Tangerines/Mandarins		each	0.60	11	0.60		0.60	122	0.60					
Tangerines/Mandarins		per lb	1.50	65	1.50		1.49 - 2.69	242	1.79					
Watermelons	Red Flesh Seeded Type	each	6.99	18	6.99									
Watermelons	Red Flesh Seeded Type	per lb					0.25 - 0.79	159	0.43		0.79	22	0.79	
Watermelons	Red Flesh Seedless Miniature	each	1.99 - 2.50	137	2.46		1.99 - 2.99	128	2.04		2.50 - 3.89	101	2.96	
Watermelons	Red Flesh Seedless Miniature	per lb									0.49	61	0.49	
Watermelons	Red Flesh Seedless Type	each	1.99 - 7.99	867	4.13	11	2.99 - 5.99	86	4.29		3.99 - 6.99	303	4.07	
Watermelons	Red Flesh Seedless Type	per lb	0.33	14	0.33		0.20 - 0.59	247	0.37	2	0.48 - 0.69	390	0.50	

POTATOES & ONIONS

Onions, Dry	RED	2 lb bag	1.95	4	1.95		1.95	34	1.95				
Onions, Dry	RED	per lb					0.99 - 1.49	157	1.45	92	2.49	22	2.49
Onions, Dry	WHITE	2 lb bag	1.95	4	1.95		1.95	34	1.95				
Onions, Dry	WHITE	3 lb bag	2.29	103	2.29								
Onions, Dry	WHITE	per lb	0.50 - 1.29	273	0.91		0.50 - 1.49	335	1.15	43			
Onions, Dry	YELLOW	2 lb bag	1.95	4	1.95		1.95	34	1.95				
Onions, Dry	YELLOW	3 lb bag					2.00	66	2.00				
Onions, Dry	YELLOW	5 lb bag									2.98	9	2.98
Onions, Dry	YELLOW	per lb	0.69 - 0.89	291	0.77	36	0.33 - 2.00	416	1.02		0.59	79	0.59
Onions, Dry	YELLOW MARKED SWEET	2 lb bag	1.95 - 2.49	118	2.47		1.95	34	1.95				
Onions, Dry	YELLOW MARKED SWEET	3 lb bag	2.50 - 3.99	260	2.94								
Onions, Dry	YELLOW MARKED SWEET	per lb	0.97 - 1.69	516	1.26	11	1.33	20	1.33		0.99 - 1.49	36	1.38
Potatoes	ROUND RED	3 lb bag	2.99	52	2.99								
Potatoes	ROUND RED	per lb	0.99 - 1.29	61	1.25	85	1.59	8	1.59		0.68 - 0.99	88	0.96
Potatoes	ROUND WHITE	per lb	0.97	8	0.97								
Potatoes	RUSSET	10 lb bag	2.69 - 3.97	233	3.17		0.99 - 3.99	285	3.06				
Potatoes	RUSSET	5 lb bag	0.99 - 2.98	522	2.15		0.98 - 2.00	235	1.66				
Potatoes	RUSSET	8 lb bag					1.00	9	1.00				
Potatoes	RUSSET	per lb	0.89	107	0.89	100							

Wtd Avg - Simple weighted average



Commodity	Variety	Unit	SOUTH CENTRAL U.S.				SOUTHWEST U.S.				NORTHWEST U.S.			
			Price Range	Number of Ads	Wtd Avg Price	% Marked Local	Price Range	Number of Ads	Wtd Avg Price	% Marked Local	Price Range	Number of Ads	Wtd Avg Price	% Marked Local
Potatoes	YELLOW TYPE	3 lb bag	2.99	52	2.99									
Potatoes	YELLOW TYPE	per lb	1.29	52	1.29	100	1.59	8	1.59		0.68 - 0.99	88	0.96	
VEGETABLES														
Artichokes		each					2.50 - 3.00	360	2.99	97	2.50	28	2.50	
Asparagus	GREEN	per lb	2.99 - 4.99	547	3.30		2.99 - 5.69	1062	3.46		2.99 - 3.99	216	3.50	
Beans	ROUND GREEN TYPE	per lb	0.99 - 1.99	137	1.57		1.59 - 2.49	190	2.37	76	1.48 - 2.49	65	1.85	49
Beets		per bunch					2.49	6	2.49		2.50	11	2.50	100
Beets		per lb					0.79	9	0.79					
Broccoli		per lb					0.98	73	0.98		1.49	131	1.49	
Broccoli	CROWN CUT	per lb	1.29 - 1.99	217	1.82		1.29 - 2.49	308	2.33	87				
Brussels Sprouts		per lb	1.69 - 3.49	603	2.88		1.99 - 2.99	231	2.96		2.99 - 3.49	199	3.45	
Cabbage	ROUND GREEN TYPE	per lb	0.50 - 0.89	165	0.66		0.34 - 0.79	206	0.61		0.89	79	0.89	100
Cactus Leaf (Nopales)		per lb	0.77	11	0.77									
Carrots		1 lb bag	0.89	16	0.89									
Carrots		5 lb film bag					2.49 - 3.00	50	2.92					
Carrots		per lb	0.79 - 0.98	94	0.84		0.69 - 0.79	70	0.70					
Carrots	BABY PEELED	1 lb bag	1.27 - 1.49	357	1.30		0.99 - 1.99	207	1.76	70				
Carrots	BABY PEELED	2 lb bag	2.50	9	2.50		2.50	169	2.50					
Cauliflower		each					3.99	66	3.99	100				
Cauliflower		per lb	0.99 - 1.69	126	1.60		0.69 - 2.49	216	0.96		1.28 - 2.49	198	1.59	
Celery		each	0.79 - 1.49	209	1.19		0.50 - 1.29	125	0.77					
Celery		per lb					1.49	10	1.49		0.89 - 1.49	101	1.02	
Celery	HEARTS	per package	2.69	42	2.69									
Chinese Cabbage		per lb					0.59 - 1.28	58	1.07					
Cilantro		per bunch	0.50 - 0.88	171	0.55		0.25 - 1.19	208	0.44		0.78 - 1.19	112	0.87	72
Corn-Sweet		each	0.37 - 0.80	699	0.58	16	0.33 - 0.69	587	0.47	26	0.42 - 1.25	145	0.72	60
Corn-Sweet		trays 4-5 ears film wrapped	4.99	10	4.99		4.99	73	4.99		3.98	29	3.98	72
Cucumbers		each	0.33 - 0.99	583	0.73	1	0.25 - 0.98	556	0.60		0.75 - 0.79	46	0.76	
Cucumbers	LONG SEEDLESS - Greenhouse	each	1.25 - 1.79	231	1.34		1.79 - 1.99	10	1.83					
Eggplant		each	2.49	10	2.49	100								
Garlic		per sleeve	1.59 - 1.99	175	1.84		1.27 - 1.49	70	1.30					
Jalapeno Peppers		per lb	0.49 - 1.69	795	1.13		0.34 - 0.99	547	0.84		0.99	15	0.99	
Kale		per bunch					1.79	8	1.79					
Lettuce	Green Leaf	each	0.79 - 1.49	113	1.45	94	0.49 - 2.50	308	1.84	47	1.99 - 2.50	52	2.27	
Lettuce	Iceberg	each	1.00 - 1.99	31	1.86		0.69 - 1.69	123	0.92		1.99 - 2.00	33	1.99	
Lettuce	Red Leaf	each	1.49	107	1.49	100	0.79 - 2.50	281	1.95	51	1.99 - 2.50	52	2.27	
Lettuce	Romaine	each	1.49	107	1.49	100	0.79 - 2.50	288	1.89	50	2.50	7	2.50	

Wtd Avg - Simple weighted average



Commodity	Variety	Unit	SOUTH CENTRAL U.S.				SOUTHWEST U.S.				NORTHWEST U.S.			
			Price Range	Number of Ads	Wtd Avg Price	% Marked Local	Price Range	Number of Ads	Wtd Avg Price	% Marked Local	Price Range	Number of Ads	Wtd Avg Price	% Marked Local
Lettuce	Romaine (Hearts)	3 count					1.50 - 2.50	74	2.03		3.98	8	3.98	
Mixed Mini Sweet Peppers		1 lb package	1.99	5	1.99									
Mushrooms	CREMINI	8 oz package					3.79	10	3.79					
Mushrooms	WHITE	8 oz package	1.89 - 2.50	260	2.06		1.67 - 3.79	52	2.08		1.99 - 3.79	43	3.11	
Mushrooms	WHITE	per lb									3.99	23	3.99	
Onions, Green		per bunch	0.33	6	0.33		0.25 - 0.79	136	0.48		0.67 - 0.78	104	0.76	
Peppers (Bell Type)	GREEN	each	0.69 - 1.00	273	0.90	3	0.50 - 1.25	591	0.88	24				
Peppers (Bell Type)	ORANGE	each	1.25 - 1.79	262	1.48									
Peppers (Bell Type)	RED	each	1.25 - 1.79	289	1.49		0.50 - 1.25	199	1.05	73				
Peppers (Bell Type)	YELLOW	each	1.25 - 1.79	262	1.48									
Radishes		per bunch	0.50	14	0.50		0.50	42	0.50		0.67	23	0.67	
Salad (Mixed Types)		10-12 oz package	0.99 - 3.00	93	2.80		2.00 - 3.00	371	2.60		2.00 - 2.99	199	2.56	
Salad (Mixed Types)		5-9 oz package	2.99 - 3.00	345	2.99		2.00 - 3.00	594	2.75		2.00 - 3.00	221	2.60	
Serrano Peppers		per lb	0.89 - 1.79	117	1.14		1.29	9	1.29					
Spinach		per bunch					0.50 - 0.99	16	0.78					
Spinach	FLAT TYPE	5-7 oz package	2.49	6	2.49		2.99 - 3.29	290	3.18					
Spinach	FLAT TYPE	8-10 oz package	2.99	61	2.99						2.50	36	2.50	
Squash	GREY	per lb					0.79 - 0.99	202	0.98					
Squash	Yellow Crookneck/Straightneck	per lb	0.89 - 1.99	599	1.51	26	0.99 - 2.49	219	1.99					
Squash	Zucchini	per lb	0.50 - 1.99	987	1.28	16	0.79 - 2.49	457	1.48		0.99 - 1.79	73	1.23	
Sweet Potatoes		per lb	0.57 - 1.69	509	0.75		1.29 - 1.99	186	1.84	78	1.79	4	1.79	
Tomatillos		per lb	0.89 - 1.69	247	1.31		0.49 - 1.49	172	0.66					
Tomatoes		per lb	1.49 - 2.49	111	2.12	46	0.79 - 1.99	153	1.16		1.48	9	1.48	
Tomatoes	Cherry Type	1 pint package									2.50 - 4.99	24	3.23	
Tomatoes	Cherry Type	10 oz package					2.99	8	2.99					
Tomatoes	GRAPE TYPE	1 pint package	1.99	9	1.99						2.00	3	2.00	
Tomatoes	GRAPE TYPE	10 oz package	2.29 - 2.49	286	2.30		2.29 - 3.99	241	3.32		2.50	10	2.50	
Tomatoes	Plum Type (Roma)	per lb	1.50 - 1.69	125	1.66		0.99 - 1.79	467	1.26					
Tomatoes	VINE RIPES - Greenhouse	per lb	1.99 - 2.99	52	2.43									
Tomatoes	VINE RIPES	per lb	0.99 - 2.79	304	1.53	3	0.69 - 2.49	137	2.30	89				
Tomatoes	Vine Ripes - Heirloom Varieties - Greenhouse	per lb	3.99 - 4.00	32	3.99	28								
Tomatoes	VINE RIPES - ON THE VINE - Greenhouse	per lb	1.27 - 2.99	289	1.90		2.99	146	2.99		1.58 - 1.99	47	1.81	

OTHER SPECIALTY CROP ITEMS

Wtd Avg - Simple weighted average



Commodity	Variety	Unit	SOUTH CENTRAL U.S.				SOUTHWEST U.S.				NORTHWEST U.S.			
			Price Range	Number of Ads	Wtd Avg Price	% Marked Local	Price Range	Number of Ads	Wtd Avg Price	% Marked Local	Price Range	Number of Ads	Wtd Avg Price	% Marked Local
Hemp Protein		16 oz	14.99	107	14.99		14.99	184	14.99		14.99	4	14.99	
Hemp Seeds Shelled		16 oz	14.39	75	14.39		14.39	109	14.39		14.99	4	14.99	
Hemp Seeds Shelled		7 oz	8.79	75	8.79									
Hemp Seeds Shelled		8 oz	8.49 - 9.99	182	9.37		8.49 - 9.99	293	9.43		9.99	4	9.99	
SEASONAL ITEMS														
Ornamentals	Rose, Hybrid Tea	bunched 12s	6.99 - 14.00	592	7.76		6.99 - 14.00	523	8.68	3	6.99 - 14.99	217	8.09	

Wtd Avg - Simple weighted average



Commodity	Variety	Unit	ALASKA U.S.				HAWAII U.S.			
			Price Range	Number of Ads	Wtd Avg Price	% Marked Local	Price Range	Number of Ads	Wtd Avg Price	% Marked Local
FRUIT										
Apples	Envy	2 lb bag					3.99 - 4.99	26	4.11	
Apples	Fuji	3 lb bag					5.49	7	5.49	
Apples	Fuji	per lb	2.29	28	2.29					
Apples	Gala/Royal Gala	2 lb bag					2.29	7	2.29	
Apples	Granny Smith	per lb	2.29	28	2.29					
Avocados	Hass	each	1.50 - 1.67	4	1.58					
Avocados	Hass-Marked Small	each	1.59	1	1.59					
Bananas		per lb	0.89	11	0.89		1.29	3	1.29	
Blackberries		5.6-6 oz package	2.29 - 3.00	3	2.76					
Blueberries		18 oz package	4.50 - 6.99	21	5.82					
Cantaloupes		each	4.99	11	4.99					
Cantaloupes		per lb	1.29	1	1.29		2.49	23	2.49	
Cherries	Red Varieties	per lb	4.99 - 5.99	20	5.54		3.99 - 5.99	52	4.95	
Clementines		2 lb bag	3.99	11	3.99					
Grapes	Black Seedless	per lb	2.49	11	2.49					
Grapes	Red Seedless	per lb	2.49 - 3.99	25	3.17		2.99 - 5.39	50	4.32	
Grapes	White Seedless Type	per lb	2.49 - 3.99	25	3.17		2.99 - 5.39	52	4.27	
Honeydews		each	4.99	11	4.99					
Lemons		each	0.60	3	0.60					
Limes		each	0.70	3	0.70					
Mangoes	Round Varieties	each	2.19	1	2.19					
Mangoes	Round Varieties Marked Large	each	2.50	11	2.50					
Mangoes	Yellow Varieties	each					1.54	4	1.54	
Nectarines	Various White Flesh Varieties	per lb					3.49	7	3.49	
Nectarines	Various Yellow Flesh Varieties	per lb	2.59 - 4.49	32	4.29		2.99 - 3.99	5	3.59	
Oranges	Navel	per lb	3.29	28	3.29					
Papaya	Maradol/Tainung Types	per lb					1.29	4	1.29	100
Papaya	Solo Type	per lb					1.99	2	1.99	
Peaches	Various White Flesh Varieties	per lb					2.99 - 3.49	27	3.42	
Peaches	Various Yellow Flesh Varieties	per lb	2.59 - 4.49	29	4.42					
Pineapples		each	4.99	11	4.99					
Pineapples		per lb					1.49	23	1.49	100
Plums		per lb	2.69 - 4.49	38	4.25		2.99 - 4.99	56	3.81	
Plums	Interspecific Type	per lb					3.99	4	3.99	
Raspberries		6 oz package	4.49	1	4.49					

Wtd Avg - Simple weighted average



Commodity	Variety	Unit	ALASKA U.S.				HAWAII U.S.			
			Price Range	Number of Ads	Wtd Avg Price	% Marked Local	Price Range	Number of Ads	Wtd Avg Price	% Marked Local
Strawberries		1 lb package	3.79 - 4.99	5	4.11		5.49	23	5.49	
Tangerines/Mandarins		3 lb bag					7.76	4	7.76	
Watermelons	Red Flesh Seedless Miniature	each	4.99 - 5.99	13	5.14					
Watermelons	Red Flesh Seedless Type	each	7.99	2	7.99					
Watermelons	Red Flesh Seedless Type	per lb	0.69	11	0.69		1.19	33	1.19	
POTATOES & ONIONS										
Onions, Dry	WHITE	per lb					1.79	7	1.79	
Onions, Dry	YELLOW	per lb	1.99	28	1.99					
Onions, Dry	YELLOW MARKED SWEET	per lb	1.29 - 1.99	11	1.86					
Potatoes	RUSSET	5 lb bag					4.49	3	4.49	
Potatoes	YELLOW TYPE	5 lb bag	5.99	2	5.99					
VEGETABLES										
Asparagus	GREEN	per lb	4.99	11	4.99					
Beans	ROUND GREEN TYPE	per lb	2.99	1	2.99					
Broccoli	CROWN CUT	per lb					2.99	3	2.99	
Brussels Sprouts		per lb	2.49	2	2.49					
Cabbage	ROUND GREEN TYPE	per lb	1.99	28	1.99		1.29	4	1.29	
Carrots		2 lb bag	4.49	28	4.49					
Carrots		per lb					1.39 - 1.49	10	1.42	
Corn-Sweet		each	1.19 - 1.58	6	1.41					
Cucumbers		each	1.19	1	1.19					
Cucumbers	LONG SEEDLESS - Greenhouse	per lb					1.29 - 3.69	5	2.73	
Lettuce	Green Leaf	each	1.68	3	1.68					
Lettuce	Iceberg	each	2.49	2	2.49					
Lettuce	Iceberg	per lb					1.19 - 3.49	33	2.87	
Lettuce	Red Leaf	each	1.68	3	1.68					
Mixed Mini Sweet Peppers		1 lb package	5.39	1	5.39					
Mushrooms	CREMINI	8 oz package	3.00	1	3.00					
Mushrooms	WHITE	8 oz package	2.50 - 3.00	3	2.67					
Onions, Green		per bunch	0.89	2	0.89					
Peppers (Bell Type)	GREEN	each	1.50	9	1.50					
Peppers (Bell Type)	ORANGE	each	1.50	9	1.50					
Peppers (Bell Type)	RED	each	1.50	9	1.50					

Wtd Avg - Simple weighted average



Commodity	Variety	Unit	ALASKA U.S.				HAWAII U.S.			
			Price Range	Number of Ads	Wtd Avg Price	% Marked Local	Price Range	Number of Ads	Wtd Avg Price	% Marked Local
Peppers (Bell Type)	YELLOW	each	1.50	9	1.50					
Radishes		per bunch	0.89	2	0.89					
Salad (Mixed Types)		10-12 oz package	3.00	2	3.00					
Salad (Mixed Types)		5-9 oz package	3.00 - 3.49	13	3.41					
Spinach		per bunch	1.98	3	1.98					
Squash	Zucchini	per lb				1.49	2	1.49		
Sweet Potatoes		per lb	1.99	2	1.99	1.99	4	1.99		
Tomatoes		per lb	2.29 - 2.49	10	2.47	1.29 - 2.49	33	1.63	69	
Tomatoes	VINE RIPES - ON THE VINE - Greenhouse	per lb	2.39	2	2.39					
OTHER SPECIALTY CROP ITEMS										
Hemp Seeds Shelled		8 oz				10.19	4	10.19		
SEASONAL ITEMS										
Ornamentals	Rose, Hybrid Tea	bunched 12s	8.99	11	8.99					

Wtd Avg - Simple weighted average

NATIONAL ORGANIC SUMMARY

(not including AK & HI)

Fruit								
Commodity	Variety	Unit	THIS WEEK		LAST WEEK		LAST YEAR	
			Number of Ads	Wtd Avg Price	Number of Ads	Wtd Avg Price	Number of Ads	Wtd Avg Price
Apples	Fuji	2 lb bag	190	4.99	22	2.99	6	4.88
Apples	Fuji	per lb	112	1.87	53	2.18	41	2.19
Apples	Gala/Royal Gala	2 lb bag	190	4.99	80	4.42	126	4.39
Apples	Gala/Royal Gala	per lb	9	2.18	31	1.99	54	2.19
Apples	Granny Smith	2 lb bag	303	1.77				
Apples	Honeycrisp	2 lb bag	1,020	4.99				
Apples	Honeycrisp	per lb	476	3.49	816	3.12	6	3.99
Apples, Processed	Juice	64 oz (1/2 gallon)	126	3.43	60	3.00	538	3.19
Avocados	Hass	each	250	1.61	251	1.72	2,559	1.93
Bananas		per lb	534	0.87	44	0.95	77	0.95
Blackberries		1 pint (11-12 oz cntr w/ lid)	231	5.52				
Blackberries		5.6-6 oz package	1,144	4.21	1,806	3.85	410	4.45
Blueberries		1 pint (11-12 oz cntr w/ lid)	2,681	3.48	918	4.06		
Blueberries		18 oz package	367	7.80	199	5.20	173	6.12
Blueberries		6 oz package	896	4.30	802	3.80	313	3.43
Cantaloupes		each	497	4.32	1,254	4.01	246	3.28
Cantaloupes		per lb	27	1.49	38	1.35	50	1.31
Cherries	Red Varieties	per lb	22	4.99	106	4.99	216	5.84
Grapefruit	RED	each	187	1.48				
Grapes	Black Seedless	per lb	481	3.34	183	3.49	16	3.99
Grapes	Red Globe Seeded Type	per lb	183	3.49				
Grapes	Red Seedless	per lb	3,069	3.07	2,622	3.28	3,753	3.01
Grapes	White Seedless Type	per lb	3,168	3.05	2,623	3.28	3,505	2.94
Honeydews		each	20	4.99	518	4.52		
Honeydews		per lb	11	1.49	11	1.49	8	1.79
Kiwifruit	Yellow Flesh	1-lb containers with lids	751	4.34	513	4.69		
Mangoes	Round Varieties	each	127	1.26	102	1.97		
Mangoes	Round Varieties Marked Large	each	7	1.99	7	1.99		
Nectarines	Various White Flesh Varieties	per lb	17	4.46	1,267	3.05	9	3.99
Nectarines	Various Yellow Flesh Varieties	per lb	373	3.76	1,872	3.26	2,175	3.23
Oranges	Valencia	3 lb bag	22	5.99				
Oranges	Valencia	per lb	11	1.99	146	2.49		
Peaches	Various White Flesh Varieties	per lb	45	4.25	1,291	3.08	155	3.52

Wtd Avg - Simple weighted average



Commodity	Variety	Unit	THIS WEEK		LAST WEEK		LAST YEAR	
			Number of Ads	Wtd Avg Price	Number of Ads	Wtd Avg Price	Number of Ads	Wtd Avg Price
Peaches	Various Yellow Flesh Varieties	per lb	835	3.87	3,057	3.51	2,111	3.25
Pineapples		each	86	3.88	515	3.89		
Plums		per lb	19	3.99	1,424	3.17	492	3.27
Plums	Interspecific Type	per lb	19	2.99			9	3.99
Raspberries		6 oz package	755	4.08	1,783	3.89		
Strawberries		1 lb package	1,276	4.70	1,173	4.66	3,017	4.26
Watermelons	Red Flesh Seedless Miniature	each	116	4.43	1,572	4.57	245	4.02
Watermelons	Red Flesh Seedless Type	per lb	42	0.90	88	0.55	53	0.97

Potatoes & Onions

Commodity	Variety	Unit	THIS WEEK		LAST WEEK		LAST YEAR	
			Number of Ads	Wtd Avg Price	Number of Ads	Wtd Avg Price	Number of Ads	Wtd Avg Price
Onions, Dry	YELLOW	2 lb bag	22	2.50	22	2.50	46	3.28
Onions, Dry	YELLOW MARKED SWEET	per lb	39	1.42	37	1.48		
Potatoes	RUSSET	per lb	154	1.49	188	1.36		
Potatoes	YELLOW TYPE	3 lb bag	27	5.99	9	5.49	24	4.99

Vegetables

Commodity	Variety	Unit	THIS WEEK		LAST WEEK		LAST YEAR	
			Number of Ads	Wtd Avg Price	Number of Ads	Wtd Avg Price	Number of Ads	Wtd Avg Price
Asparagus	GREEN	per lb	86	5.32	533	5.27	27	4.99
Beans	ROUND GREEN TYPE	12 oz bag	142	4.07	150	4.12		
Beets		per bunch	13	1.50	85	1.72	35	2.41
Broccoli		per bunch	209	3.25			26	2.84
Broccoli		per lb	340	2.46	26	2.09	11	2.99
Broccoli	BABY HYBRID TYPE	per bunch	8	2.00	395	3.32	281	3.33
Broccoli	CROWN CUT	per lb	19	2.99			254	2.70
Carrots		1 lb bag	14	1.45	11	1.21	170	1.72
Carrots		per lb	35	3.00	8	1.50		
Carrots	BABY PEELED	1 lb bag	294	2.67	2,408	1.49	790	1.94
Cauliflower		each	88	3.99	9	3.99	31	2.99
Cauliflower		per lb	305	2.46	66	1.80	108	1.57
Celery		each	264	2.52	88	1.84	36	2.15
Celery	HEARTS	per package	612	3.18	422	3.29		
Cilantro		per bunch	146	1.50	53	0.99	14	1.69
Corn-Sweet		each	16	1.50				
Cucumbers		each	210	1.28	92	1.56	1,166	0.90
Cucumbers	LONG SEEDLESS - Greenhouse	each	183	1.99	242	2.04	28	1.87

Wtd Avg - Simple weighted average



Commodity	Variety	Unit	THIS WEEK		LAST WEEK		LAST YEAR	
			Number of Ads	Wtd Avg Price	Number of Ads	Wtd Avg Price	Number of Ads	Wtd Avg Price
Kale		1 lb bag	18	3.99				
Kale		per bunch	137	2.20	186	2.74	172	2.14
Lettuce	Green Leaf	each	171	1.99	209	2.23	154	1.79
Lettuce	Iceberg	each	35	3.49	9	3.99	1,195	2.50
Lettuce	Red Leaf	each	171	1.99	209	2.23	154	1.79
Lettuce	Romaine (Hearts)	3 count	589	4.33	416	4.08	694	3.50
Mixed Mini Sweet Peppers		1 lb package	22	5.26	190	3.99	106	3.68
Mushrooms	CREMINI	8 oz package	483	3.39	17	3.51		
Mushrooms	CREMINI	per lb	11	5.99				
Mushrooms	WHITE	8 oz package	273	3.27	462	2.42	129	2.97
Onions, Green		per bunch	140	1.16	420	1.00	8	0.99
Peppers (Bell Type)	GREEN	per lb	19	2.99	59	2.79	65	2.90
Peppers (Bell Type)	ORANGE	each	298	2.50	31	2.50	23	3.49
Peppers (Bell Type)	RED	each	298	2.50	31	2.50	23	3.49
Peppers (Bell Type)	YELLOW	each	298	2.50	31	2.50	23	3.49
Radishes		per bunch	7	0.99	22	1.50	19	2.00
Salad (Mixed Types)		1 lb package	25	5.88	16	5.00		
Salad (Mixed Types)		10-12 oz package	292	5.48	668	5.89	443	5.48
Salad (Mixed Types)		5-9 oz package	1,436	3.64	1,898	3.21	3,588	3.21
Spinach	FLAT TYPE	1 lb package	74	5.99			122	5.99
Spinach	FLAT TYPE	5-7 oz package	370	3.83	1,905	2.97		
Spinach	FLAT TYPE	8-10 oz package	38	5.99	164	5.75		
Squash	Yellow Crookneck/Straightneck	per lb	8	2.99			35	2.33
Squash	Zucchini	per lb	191	1.96	221	2.09	302	1.85
Sweet Potatoes		per lb	55	1.99	19	1.99	198	2.23
Tomatoes		per lb	283	2.41	154	2.49	154	2.49
Tomatoes	Cherry Type	1 pint package	94	5.00	22	5.44	131	3.24
Tomatoes	GRAPE TYPE	1 pint package	583	2.38	293	3.54	762	3.43
Tomatoes	GRAPE TYPE	10 oz package	945	3.19	1,195	3.00	68	3.49
Tomatoes	Vine Ripes - Heirloom Varieties - Greenhouse	per lb	439	4.33	51	5.23	532	4.25
Tomatoes	VINE RIPES - ON THE VINE - Greenhouse	per lb	330	3.42	39	2.99	24	2.79

Other Specialty Crop Items

Commodity	Variety	Unit	THIS WEEK		LAST WEEK		LAST YEAR	
			Number of Ads	Wtd Avg Price	Number of Ads	Wtd Avg Price	Number of Ads	Wtd Avg Price
Hemp (Seed) Oil		16 oz	356	16.99	347	16.99	167	16.98
Hemp Seeds Shelled		12 oz	467	15.11	364	14.98	267	15.06

Wtd Avg - Simple weighted average



Commodity	Variety	Unit	THIS WEEK		LAST WEEK		LAST YEAR	
			Number of Ads	Wtd Avg Price	Number of Ads	Wtd Avg Price	Number of Ads	Wtd Avg Price
Hemp Seeds Shelled		16 oz	343	14.99	356	14.99	244	13.70
Hemp Seeds Shelled		7 oz	487	11.29	364	11.96	792	10.90
Hemp Seeds Shelled		8 oz	304	7.99	197	7.99		

Wtd Avg - Simple weighted average



REGIONAL ORGANIC DETAILS

Commodity	Variety	Unit	NORTHEAST U.S.				SOUTHEAST U.S.				MIDWEST U.S.			
			Price Range	Number of Ads	Wtd Avg Price	% Marked Local	Price Range	Number of Ads	Wtd Avg Price	% Marked Local	Price Range	Number of Ads	Wtd Avg Price	% Marked Local
FRUIT														
Apples	Fuji	2 lb bag	4.99	190	4.99									
Apples	Fuji	per lb					1.29	13	1.29		1.99	9	1.99	
Apples	Gala/Royal Gala	2 lb bag	4.99	190	4.99									
Apples	Gala/Royal Gala	per lb								2.18	9	2.18		
Apples	Honeycrisp	2 lb bag	4.99	75	4.99		4.99	945	4.99					
Apples	Honeycrisp	per lb	1.99	7	1.99		3.88	86	3.88	1.99 - 3.88	89	3.41		
Apples, Processed	Juice	64 oz (1/2 gallon)								3.00 - 3.89	121	3.45		
Avocados	Hass	each	2.00 - 2.50	55	2.43					1.25 - 2.00	41	1.76		
Bananas		per lb	0.99	20	0.99					0.89	28	0.89		
Blackberries		1 pint (11-12 oz cntr w/ lid)	3.50	122	3.50									
Blackberries		5.6-6 oz package	3.00	9	3.00		3.33 - 4.50	418	4.35	3.70	67	3.70		
Blueberries		1 pint (11-12 oz cntr w/ lid)	2.49 - 3.99	693	3.28		3.34	1195	3.34	3.33 - 4.43	224	3.85		
Blueberries		18 oz package	8.99	24	8.99		5.54 - 8.99	314	8.05					
Blueberries		6 oz package					2.33 - 4.50	418	4.23					
Cantaloupes		each	3.99 - 4.99	205	4.13		3.99	3	3.99	4.43	67	4.43		
Cherries	Red Varieties	per lb								4.99	22	4.99		
Grapefruit	RED	each					1.48	187	1.48					
Grapes	Black Seedless	per lb	3.49	183	3.49		2.99	9	2.99	3.32	67	3.32		
Grapes	Red Globe Seeded Type	per lb	3.49	183	3.49									
Grapes	Red Seedless	per lb	2.48 - 3.99	727	3.39		2.48 - 3.49	1438	2.97	2.99 - 3.99	220	3.22		
Grapes	White Seedless Type	per lb	2.99 - 3.99	698	3.38	17	2.48 - 3.49	1438	2.97	2.99 - 3.99	354	3.13		
Honeydews		each	4.99	20	4.99									
Kiwifruit	Yellow Flesh	1-lb containers with lids	3.50 - 4.98	131	3.60		4.98	52	4.98	3.89	67	3.89		
Mangoes	Round Varieties	each					1.00 - 1.25	12	1.19					
Mangoes	Round Varieties Marked Large	each	1.99	7	1.99									
Nectarines	Various White Flesh Varieties	per lb	3.99	9	3.99									
Nectarines	Various Yellow Flesh Varieties	per lb	2.99 - 3.99	342	3.78									
Oranges	Valencia	3 lb bag								5.99	22	5.99		
Peaches	Various White Flesh Varieties	per lb	3.99	9	3.99									
Peaches	Various Yellow Flesh Varieties	per lb	3.49 - 3.99	399	3.83					3.88 - 3.99	86	3.90		
Pineapples		each					3.88	86	3.88					
Plums		per lb	3.99	19	3.99									
Plums	Interspecific Type	per lb								2.99	19	2.99		

Wtd Avg - Simple weighted average



Commodity	Variety	Unit	NORTHEAST U.S.				SOUTHEAST U.S.				MIDWEST U.S.			
			Price Range	Number of Ads	Wtd Avg Price	% Marked Local	Price Range	Number of Ads	Wtd Avg Price	% Marked Local	Price Range	Number of Ads	Wtd Avg Price	% Marked Local
Raspberries		6 oz package	3.00	9	3.00		3.33	52	3.33					
Strawberries		1 lb package	4.99 - 5.99	46	5.41		2.99 - 4.99	137	4.31		2.99 - 4.99	121	4.68	
Watermelons	Red Flesh Seedless Miniature	each					4.10	86	4.10					
POTATOES & ONIONS														
Onions, Dry	YELLOW	2 lb bag									2.50	22	2.50	
Onions, Dry	YELLOW MARKED SWEET	per lb	1.49	9	1.49						1.29	14	1.29	
Potatoes	RUSSET	per lb									1.49	13	1.49	
Potatoes	YELLOW TYPE	3 lb bag	5.99	27	5.99									
VEGETABLES														
Asparagus	GREEN	per lb					5.32	86	5.32					
Beans	ROUND GREEN TYPE	12 oz bag	3.99	131	3.99						4.99	11	4.99	
Broccoli		per bunch					3.28	187	3.28					
Broccoli	CROWN CUT	per lb	2.99	19	2.99									
Carrots		1 lb bag	1.39 - 1.50	14	1.45									
Carrots		per lb	3.00	35	3.00									
Carrots	BABY PEELED	1 lb bag	2.00 - 2.99	263	2.79		2.00	3	2.00					
Cauliflower		each	3.99	8	3.99									
Celery		each	2.50	35	2.50		2.50	3	2.50		1.50	22	1.50	
Celery	HEARTS	per package	2.49 - 3.99	612	3.18	6								
Cucumbers		each					1.28	187	1.28					
Cucumbers	LONG SEEDLESS - Greenhouse	each	1.99	183	1.99									
Kale		1 lb bag	3.99	15	3.99		3.99	3	3.99					
Kale		per bunch	2.50	9	2.50						1.50	36	1.50	
Lettuce	Green Leaf	each									1.99	13	1.99	
Lettuce	Iceberg	each									3.49	35	3.49	
Lettuce	Red Leaf	each									1.99	13	1.99	
Lettuce	Romaine (Hearts)	3 count	3.99 - 5.99	450	4.55						2.00 - 4.99	80	3.32	
Mushrooms	CREMINI	8 oz package					2.99 - 3.50	440	3.41		2.50	14	2.50	
Mushrooms	WHITE	8 oz package	2.99 - 3.99	28	3.70						2.50	20	2.50	
Radishes		per bunch									0.99	7	0.99	
Salad (Mixed Types)		10-12 oz package	4.99	55	4.99						5.99	20	5.99	
Salad (Mixed Types)		5-9 oz package	2.50 - 4.99	1109	3.59		3.99 - 4.39	37	4.36		2.90 - 3.99	62	3.80	
Spinach	FLAT TYPE	1 lb package					5.99	74	5.99					
Spinach	FLAT TYPE	5-7 oz package	3.99	107	3.99						2.49 - 3.99	106	3.44	
Spinach	FLAT TYPE	8-10 oz package	5.99	38	5.99									
Squash	Zucchini	per lb	1.99	9	1.99						1.99	13	1.99	

Wtd Avg - Simple weighted average



Commodity	Variety	Unit	NORTHEAST U.S.				SOUTHEAST U.S.				MIDWEST U.S.			
			Price Range	Number of Ads	Wtd Avg Price	% Marked Local	Price Range	Number of Ads	Wtd Avg Price	% Marked Local	Price Range	Number of Ads	Wtd Avg Price	% Marked Local
Sweet Potatoes		per lb	1.99	55	1.99									
Tomatoes		per lb	2.49	46	2.49					2.49	13	2.49		
Tomatoes	GRAPE TYPE	1 pint package	2.50 - 3.99	347	2.57		1.98	187	1.98		2.00 - 2.99	36	2.80	
Tomatoes	GRAPE TYPE	10 oz package					3.19	945	3.19					
Tomatoes	Vine Ripes - Heirloom Varieties - Greenhouse	per lb	3.99	122	3.99						4.43	67	4.43	
Tomatoes	VINE RIPES - ON THE VINE - Greenhouse	per lb	2.99	43	2.99									

OTHER SPECIALTY CROP ITEMS													
Hemp (Seed) Oil		16 oz	16.99	9	16.99		16.99	52	16.99				
Hemp Seeds Shelled		12 oz	14.99	9	14.99		14.99	52	14.99		15.99	67	15.99
Hemp Seeds Shelled		16 oz					14.99	52	14.99				
Hemp Seeds Shelled		7 oz	11.99	9	11.99		11.99	52	11.99				
Hemp Seeds Shelled		8 oz	7.99	9	7.99								

Wtd Avg - Simple weighted average



Commodity	Variety	Unit	SOUTH CENTRAL U.S.				SOUTHWEST U.S.				NORTHWEST U.S.				
			Price Range	Number of Ads	Wtd Avg Price	% Marked Local	Price Range	Number of Ads	Wtd Avg Price	% Marked Local	Price Range	Number of Ads	Wtd Avg Price	% Marked Local	
FRUIT															
Apples	Fuji	per lb										1.58 - 1.98	90	1.94	90
Apples	Granny Smith	2 lb bag	1.77	303	1.77										
Apples	Honeycrisp	per lb	2.99 - 3.32	143	3.16		2.48 - 3.88	129	3.66			3.88	22	3.88	
Apples, Processed	Juice	64 oz (1/2 gallon)	3.00	5	3.00										
Avocados	Hass	each	1.25	92	1.25		1.25 - 1.50	36	1.34			1.25	26	1.25	
Bananas		per lb					0.89 - 0.99	199	0.96			0.79	287	0.79	
Blackberries		1 pint (11-12 oz cntr w/ lid)					7.78	109	7.78						
Blackberries		5.6-6 oz package	3.34 - 4.99	231	4.16		3.34 - 4.99	332	4.08			3.33 - 4.99	87	4.64	
Blueberries		1 pint (11-12 oz cntr w/ lid)	3.34 - 4.43	243	3.84		3.34 - 4.43	293	3.75			3.33 - 6.99	33	4.84	21
Blueberries		18 oz package	3.99	23	3.99							4.98	6	4.98	
Blueberries		6 oz package	2.29 - 4.99	142	4.56		2.50 - 4.99	336	4.29						
Cantaloupes		each	4.43	75	4.43		4.43 - 4.99	125	4.50			4.43	22	4.43	
Cantaloupes		per lb					1.49	11	1.49			1.49	16	1.49	
Grapes	Black Seedless	per lb	2.99	75	2.99		3.29	109	3.29			3.32 - 3.99	38	3.60	
Grapes	Red Seedless	per lb	2.48 - 3.69	233	2.84		1.25 - 4.99	379	2.86	2		2.48 - 3.99	72	3.41	
Grapes	White Seedless Type	per lb	1.98 - 2.99	216	2.64		1.25 - 4.99	390	2.86	2		2.48 - 3.99	72	3.41	
Honeydews		per lb					1.49	11	1.49						
Kiwifruit	Yellow Flesh	1-lb containers with lids	3.89 - 4.98	182	4.53		3.89 - 4.98	293	4.57			3.89 - 4.98	26	4.06	
Mangoes	Round Varieties	each					0.33 - 1.69	59	0.63			1.49 - 2.50	56	1.93	
Nectarines	Various White Flesh Varieties	per lb					4.99	8	4.99						
Nectarines	Various Yellow Flesh Varieties	per lb					2.99 - 4.99	14	4.13			2.99	17	2.99	
Oranges	Valencia	per lb					1.99	11	1.99						
Peaches	Various White Flesh Varieties	per lb					4.99	14	4.99			3.88	22	3.88	
Peaches	Various Yellow Flesh Varieties	per lb	3.88 - 3.99	182	3.94		2.99 - 4.99	129	3.96	4		2.99 - 3.88	39	3.49	
Raspberries		6 oz package	3.34 - 4.99	297	4.08		3.34 - 4.99	332	4.08			3.33 - 4.99	65	4.89	
Strawberries		1 lb package	3.50	148	3.50		3.99 - 5.99	536	4.93			3.50 - 4.99	288	4.98	
Watermelons	Red Flesh Seedless Miniature	each					6.49	8	6.49			4.98 - 4.99	22	4.99	
Watermelons	Red Flesh Seedless Type	per lb										0.79 - 0.99	42	0.90	
POTATOES & ONIONS															
Onions, Dry	YELLOW MARKED SWEET	per lb										1.49	16	1.49	
Potatoes	RUSSET	per lb	1.49	92	1.49		1.49	23	1.49			1.49	26	1.49	
VEGETABLES															

Wtd Avg - Simple weighted average



National Retail Report - Specialty Crops
Friday, August 2, 2024 - Page 36

Commodity	Variety	Unit	Price Range	Number of Ads	Wtd Avg Price	% Marked Local	Price Range	Number of Ads	Wtd Avg Price	% Marked Local	Price Range	Number of Ads	Wtd Avg Price	% Marked Local
Beets		per bunch					1.50	13	1.50					
Broccoli		per bunch					2.99	6	2.99		3.00	16	3.00	
Broccoli		per lb					2.29	53	2.29		2.49	287	2.49	
Broccoli	BABY HYBRID TYPE	per bunch					2.00	8	2.00					
Carrots	BABY PEELED	1 lb bag					1.49 - 1.67	28	1.62					
Cauliflower		each					3.99	80	3.99	100				
Cauliflower		per lb					1.99	11	1.99		1.99 - 2.49	294	2.48	
Celery		each	1.79	27	1.79		1.49 - 2.99	154	2.91	94	1.79	23	1.79	
Cilantro		per bunch					1.50	146	1.50	100				
Corn-Sweet		each									1.50	16	1.50	
Cucumbers		each					1.49	14	1.49		0.89	9	0.89	
Kale		per bunch					1.99	11	1.99		2.50	81	2.50	100
Lettuce	Green Leaf	each	1.99	92	1.99		1.99	23	1.99		1.99 - 2.00	43	1.99	39
Lettuce	Red Leaf	each	1.99	92	1.99		1.99	23	1.99		1.99 - 2.00	43	1.99	39
Lettuce	Romaine (Hearts)	3 count	3.88 - 3.99	59	3.96									
Mixed Mini Sweet Peppers		1 lb package					4.99 - 5.99	22	5.26	72				
Mushrooms	CREMINI	8 oz package	3.50	29	3.50									
Mushrooms	CREMINI	per lb									5.99	11	5.99	
Mushrooms	WHITE	8 oz package					3.49	146	3.49		2.89	79	2.89	
Onions, Green		per bunch					0.59 - 1.50	133	1.14	60	1.50	7	1.50	
Peppers (Bell Type)	GREEN	per lb									2.99	19	2.99	
Peppers (Bell Type)	ORANGE	each									2.50	298	2.50	
Peppers (Bell Type)	RED	each									2.50	298	2.50	
Peppers (Bell Type)	YELLOW	each									2.50	298	2.50	
Salad (Mixed Types)		1 lb package					5.88	8	5.88		5.88	17	5.88	
Salad (Mixed Types)		10-12 oz package	5.00	95	5.00		5.99	122	5.99					
Salad (Mixed Types)		5-9 oz package					3.49 - 3.50	148	3.50	82	3.99 - 4.49	80	4.11	
Spinach	FLAT TYPE	5-7 oz package	3.99	92	3.99		3.99	39	3.99		3.99	26	3.99	
Squash	Yellow Crookneck/Straightneck	per lb					2.99	8	2.99					
Squash	Zucchini	per lb	1.99	92	1.99		0.99 - 2.99	44	1.88		1.99	33	1.99	
Tomatoes		per lb	1.69 - 2.49	153	2.17		2.49 - 3.99	45	3.07		2.49	26	2.49	
Tomatoes	Cherry Type	1 pint package					2.00	13	2.00		5.48	81	5.48	
Tomatoes	GRAPE TYPE	1 pint package					2.00	13	2.00					
Tomatoes	Vine Ripes - Heirloom Varieties - Greenhouse	per lb	4.43	75	4.43		1.75 - 4.99	130	4.40	12	4.43 - 4.99	45	4.72	15
Tomatoes	VINE RIPES - ON THE VINE - Greenhouse	per lb									3.49	287	3.49	

Wtd Avg - Simple weighted average



Commodity	Variety	Unit	SOUTH CENTRAL U.S.				SOUTHWEST U.S.				NORTHWEST U.S.			
			Price Range	Number of Ads	Wtd Avg Price	% Marked Local	Price Range	Number of Ads	Wtd Avg Price	% Marked Local	Price Range	Number of Ads	Wtd Avg Price	% Marked Local
OTHER SPECIALTY CROP ITEMS														
Hemp (Seed) Oil		16 oz	16.99	107	16.99		16.99	184	16.99		16.99	4	16.99	
Hemp Seeds Shelled		12 oz	14.99	107	14.99		14.99	184	14.99		13.59 - 15.99	48	14.81	
Hemp Seeds Shelled		16 oz	14.99	107	14.99		14.99	184	14.99					
Hemp Seeds Shelled		7 oz	11.99	107	11.99		9.19 - 11.99	293	10.95		10.39 - 11.99	26	10.64	
Hemp Seeds Shelled		8 oz	7.99	107	7.99		7.99	184	7.99		7.99	4	7.99	

Wtd Avg - Simple weighted average



Commodity	Variety	Unit	ALASKA U.S.				HAWAII U.S.			
			Price Range	Number of Ads	Wtd Avg Price	% Marked Local	Price Range	Number of Ads	Wtd Avg Price	% Marked Local
FRUIT										
Apples	Fuji	2 lb bag	3.89	1	3.89					
Apples	Honeycrisp	per lb				5.32	4	5.32		
Bananas		per lb	1.49	2	1.49					
Blackberries		5.6-6 oz package	3.98	3	3.98					
Blueberries		1 pint (11-12 oz cntr w/ lid)				6.21	4	6.21		
Cantaloupes		each				6.21	4	6.21		
Grapes	Black Seedless	per lb				4.43	4	4.43		
Grapes	Red Seedless	per lb				4.43	4	4.43		
Grapes	White Seedless Type	per lb				4.43	4	4.43		
Honeydews		each				6.21	4	6.21		
Kiwifruit	Yellow Flesh	1-lb containers with lids				5.45	4	5.45		
Peaches	Various White Flesh Varieties	per lb				5.43	4	5.43		
Peaches	Various Yellow Flesh Varieties	per lb				5.43	4	5.43		
Raspberries		6 oz package	4.98	3	4.98					
Strawberries		1 lb package	5.49	11	5.49					
VEGETABLES										
Broccoli		per lb	2.99	11	2.99					
Broccoli	CROWN CUT	per lb	2.78	3	2.78					
Cabbage	ROUND GREEN TYPE	per lb	1.68	3	1.68					
Cauliflower		per lb	2.99	11	2.99					
Celery		each	2.59	1	2.59					
Peppers (Bell Type)	ORANGE	each	3.00	11	3.00					
Peppers (Bell Type)	RED	each	3.00	11	3.00					
Peppers (Bell Type)	YELLOW	each	3.00	11	3.00					
Salad (Mixed Types)		5-9 oz package				4.99	4	4.99		
Squash	Acorn	per lb	2.29	1	2.29					
Squash	Butternut	per lb	2.29	1	2.29					
Tomatoes	Vine Ripes - Heirloom Varieties - Greenhouse	per lb				6.21	4	6.21		
Tomatoes	VINE RIPES - ON THE VINE - Greenhouse	per lb	3.99	11	3.99					
OTHER SPECIALTY CROP ITEMS										
Hemp Seeds Shelled		7 oz				11.99	4	11.99		

Wtd Avg - Simple weighted average

REGIONAL DEFINITIONS

As used in this report, regions include the following states:	
NORTHEAST U.S.	Connecticut, Delaware, Massachusetts, Maryland, Maine, New Hampshire, New Jersey, New York, Pennsylvania, Rhode Island and Vermont
SOUTHEAST U.S.	Alabama, Florida, Georgia, Mississippi, North Carolina, South Carolina, Tennessee, Virginia and West Virginia
MIDWEST U.S.	Iowa, Illinois, Indiana, Kentucky, Michigan, Minnesota, North Dakota, Nebraska, Ohio, South Dakota and Wisconsin
SOUTH CENTRAL U.S.	Arkansas, Colorado, Kansas, Louisiana, Missouri, New Mexico, Oklahoma, and Texas
SOUTHWEST U.S.	Arizona, California, Nevada and Utah
NORTHWEST U.S.	Idaho, Montana, Oregon, Washington, and Wyoming
ALASKA	Alaska
HAWAII	Hawaii
NATIONAL	Continental United States

1 -- Specialty Crops Market News surveys nearly 271 retailers, comprising over 29,700 individual stores, with online weekly advertised features.

2 -- Date range reflects one week of data collection ending on the report date and encompassing ad pricing good from the Saturday before the report release date through the following Friday.