



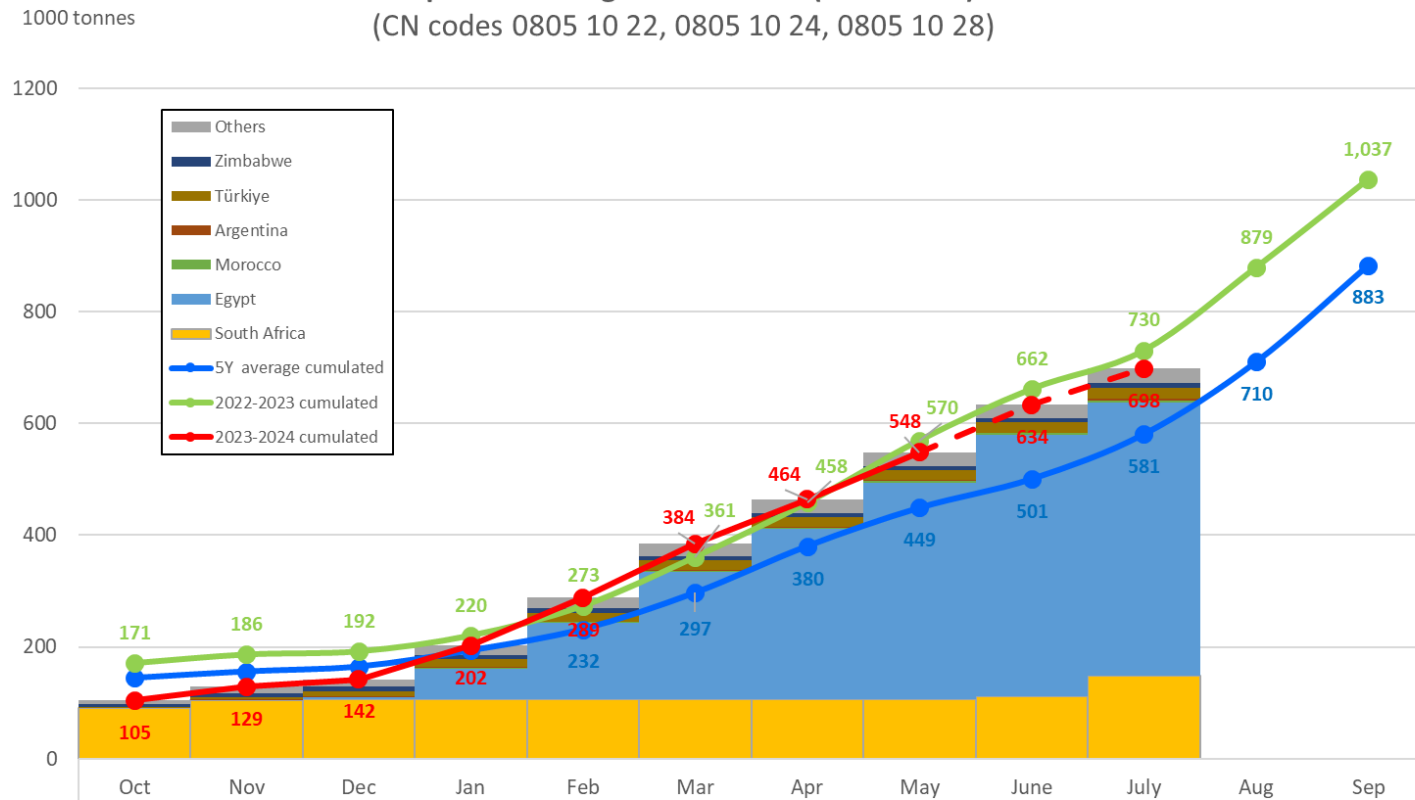
Monthly update on citrus fruits imports

1. [Oranges](#)
2. [Small citrus](#)
3. [Lemons](#)
4. [Grapefruits](#)

Updated on 8 August 2024

Sources: COMEXT, for June and July 2024: TAXUD surveillance

Imports of oranges into the EU (cumulated) (CN codes 0805 10 22, 0805 10 24, 0805 10 28)



Sources: Eurostat Comext; for June and July 2024: TAXUD surveillance; Updated on 08/08/2024

EU monthly oranges imports (tonnes)

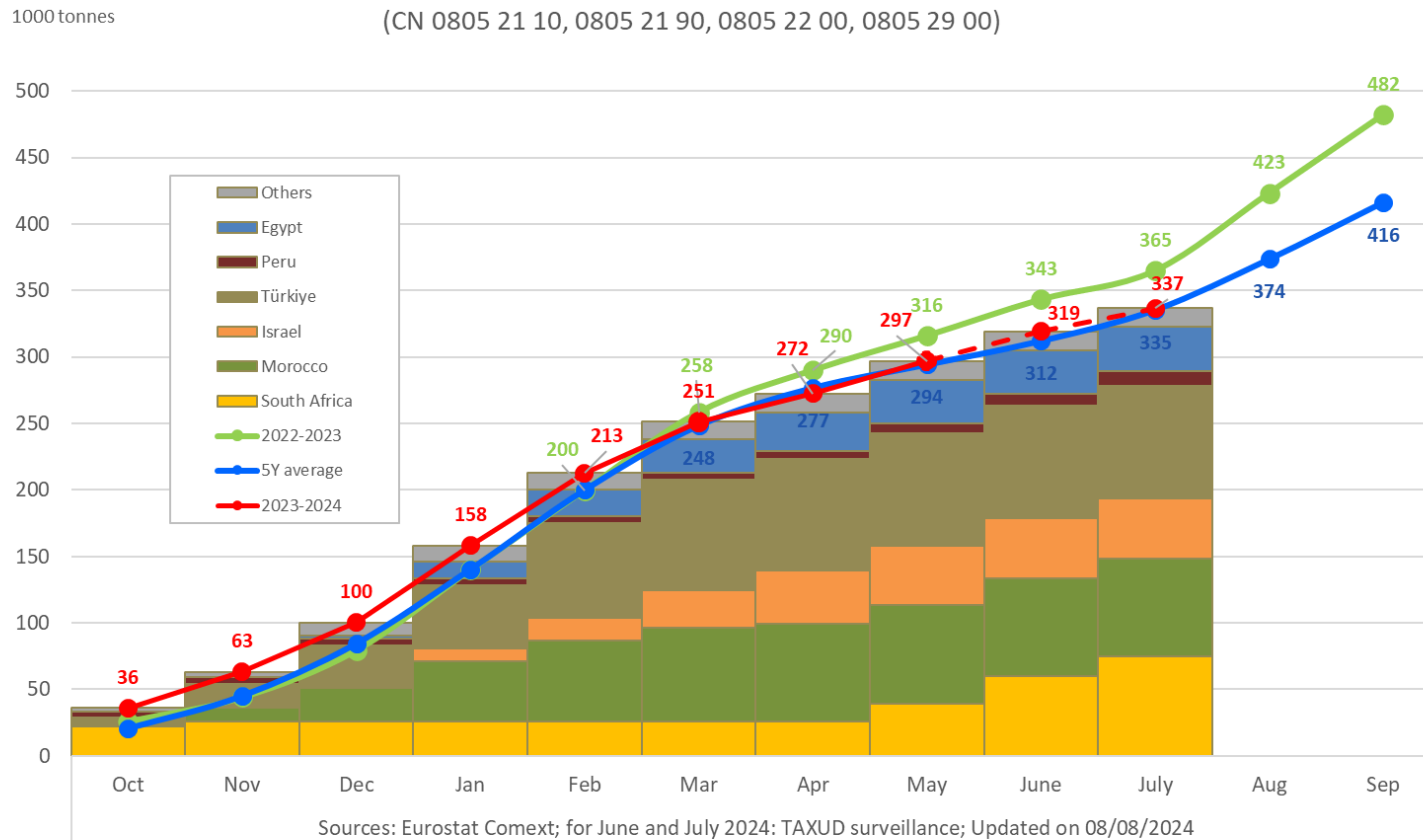
Sources: Eurostat Comext; for June and July 2024: TAXUD surveillance

Updated on 08/08/2024

	Oct	Nov	Dec	Jan	Feb	Mar	Apr	May	June	July	Aug	Sep	Total
2022-2023	170,719	15,510	5,557	28,356	53,184	87,579	97,262	111,407	92,118	68,801	148,555	157,688	1,036,733
5Y average	144,105	11,611	8,670	29,158	38,137	65,245	83,320	68,766	51,587	80,070	129,412	173,139	883,220
2023-2024	105,003	23,630	13,548	60,258	86,182	95,766	79,571	84,205	85,568	64,203			697,933
South Africa	89,841	15,566	878	0	0	0	0	0	6,254	36,752			149,291
Egypt	0	0	3,399	51,771	80,994	91,417	77,767	82,869	77,903	21,315			487,434
Morocco	0	28	686	653	214	132	122	702	1,103	1,264			4,904
Argentina	1,392	21	0	0	0	0	0	0	23	1,274			2,711
Türkiye	366	3,280	5,771	4,422	2,068	1,677	353	315	102	246			18,601
Zimbabwe	6,470	587	112	0	0	0	0	0	0	1,593			8,763
Others	6,933	4,147	2,701	3,411	2,905	2,541	1,330	320	183	1,759			26,230

Imports of small citrus into the EU (cumulated)

(CN 0805 21 10, 0805 21 90, 0805 22 00, 0805 29 00)



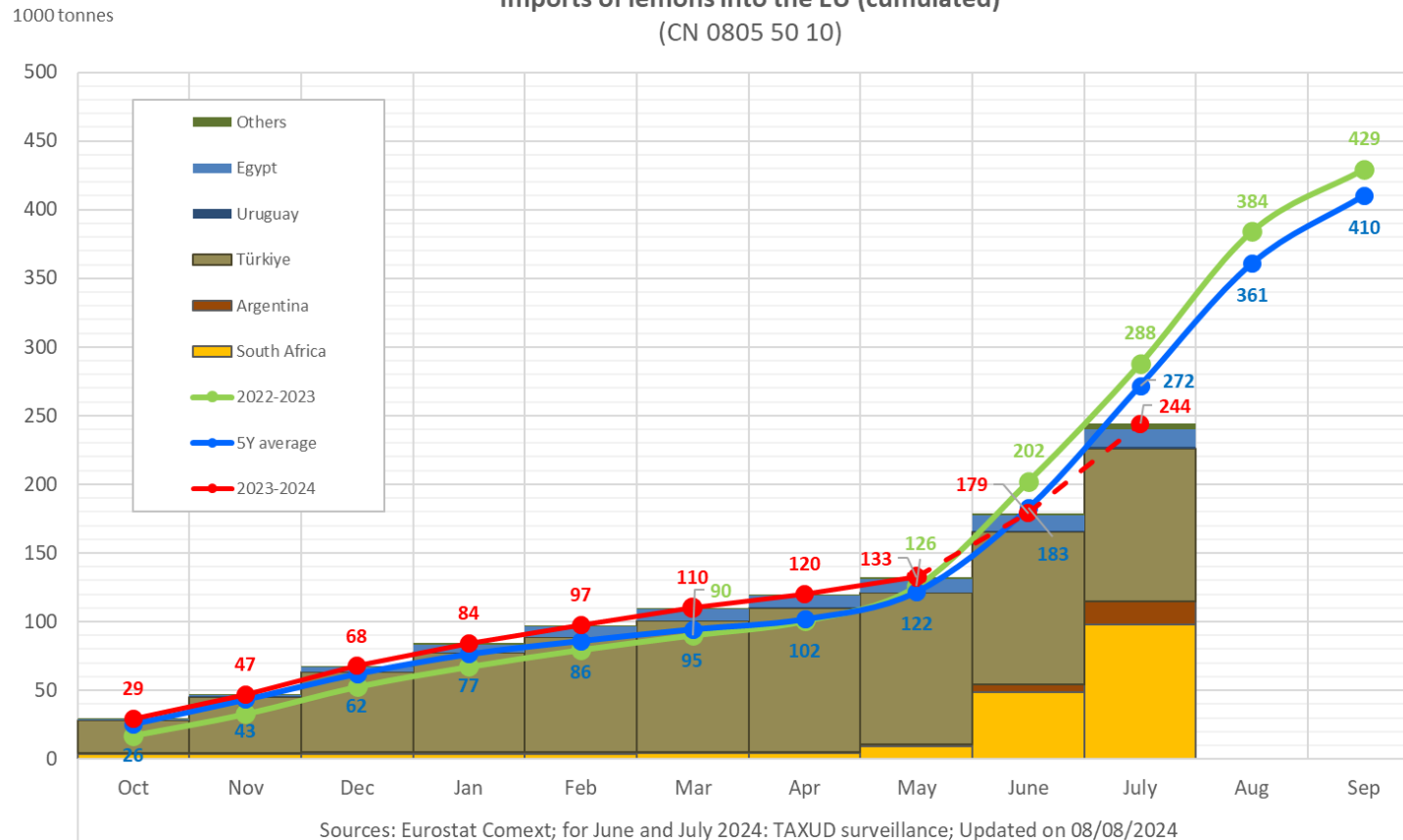
EU monthly small citrus fruit imports (tonnes)

Sources: Eurostat Comext; for June and July 2024: TAXUD surveillance

Updated on 08/08/2024

	Oct	Nov	Dec	Jan	Feb	Mar	Apr	May	June	July	Aug	Sep	Total
2022-2023	25,924	18,116	35,311	60,532	59,968	58,561	31,639	25,936	27,277	21,601	58,398	58,901	482,165
5Y average	20,629	24,462	39,351	55,836	59,662	48,432	28,377	17,526	17,805	23,336	38,226	42,716	416,360
2023-2024	36,077	26,983	37,263	57,735	54,837	38,244	21,247	24,642	22,264	17,526			336,817
South Africa	22,236	3,274	44	45	0	0	606	13,137	20,585	14,806			74,733
Morocco	729	9,879	14,817	20,197	15,229	9,834	2,715	380	0	24			73,804
Israel	0	46	1,209	8,078	7,940	11,209	11,042	5,426	60	0			45,009
Türkiye	6,010	12,201	12,415	17,042	23,903	11,534	1,353	127	0	0			84,583
Peru	4,536	404	115	0	0	0	549	2,114	1,085	2,639			11,441
Egypt	0	90	2,563	9,928	7,303	5,059	4,328	3,309	478	23			33,080
Others	2,566	1,089	6,101	2,446	463	609	653	149	56	35			14,167

Imports of lemons into the EU (cumulated) (CN 0805 50 10)





EU monthly lemon imports (tonnes)

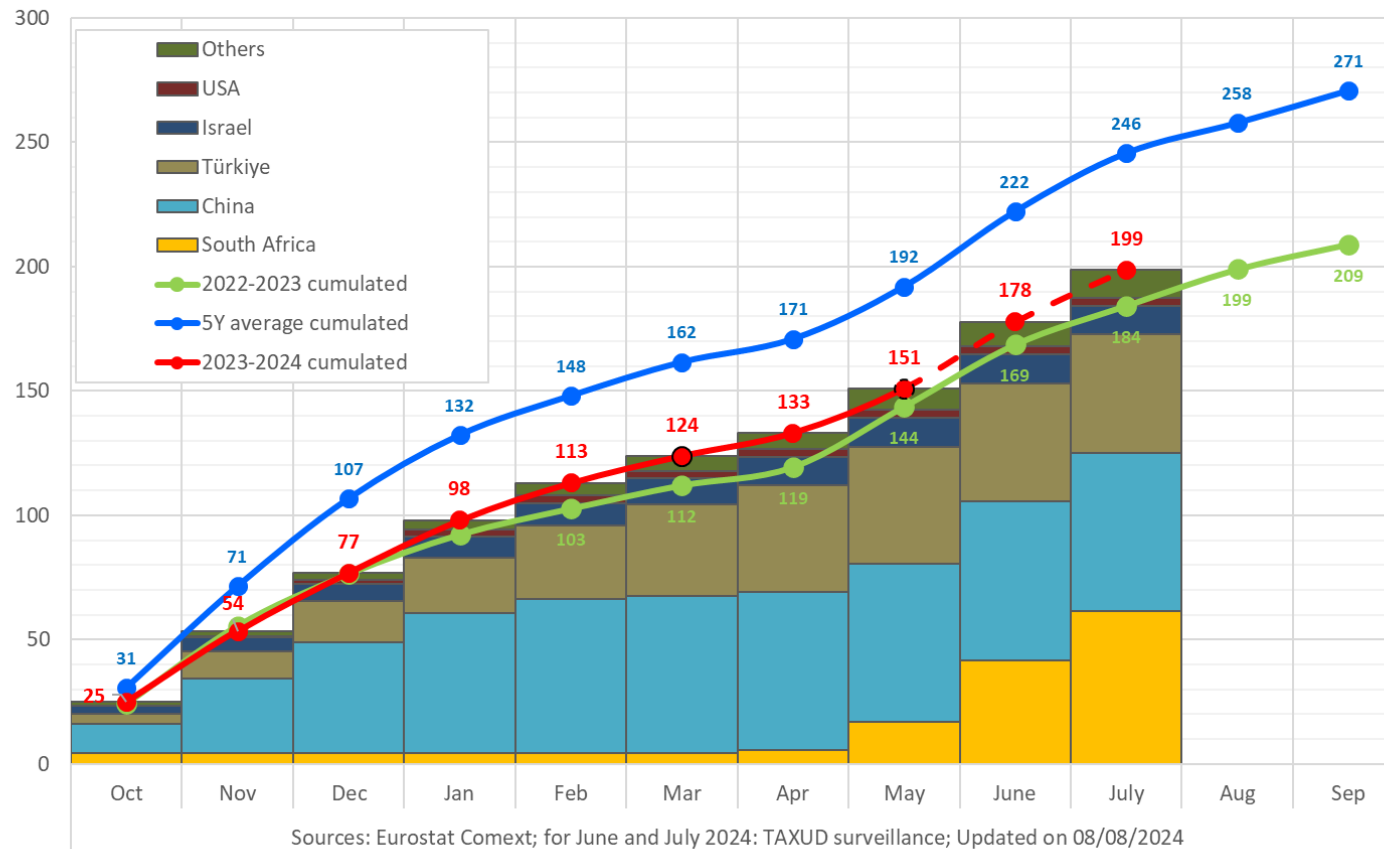
Sources: Eurostat Comext; for June and July 2024: TAXUD surveillance

Updated on 08/08/2024

	Oct	Nov	Dec	Jan	Feb	Mar	Apr	May	June	July	Aug	Sep	Total
2022-2023	17,325	15,578	19,878	14,580	12,309	10,628	10,351	25,328	76,225	85,800	96,309	45,128	429,438
5Y average	25,686	17,730	18,746	14,370	9,655	8,485	7,343	19,828	61,032	89,175	88,949	49,296	410,296
2023-2024	29,374	17,779	20,526	16,785	13,013	12,552	10,019	12,601	46,406	64,898			243,952
South Africa	3,777	31	66	4	0	152	214	4,900	39,849	48,950			97,943
Argentina	711	110	0	0	0	0	0	584	3,818	11,525			16,748
Türkiye	24,014	16,771	18,010	14,137	11,338	11,459	9,409	5,699	663	1			111,502
Uruguay	71	0	0	0	0	0	0	0	49	1,207			1,326
Egypt	181	680	2,332	2,571	1,617	911	273	1,150	1,600	1,384			12,700
Others	621	187	117	73	57	31	123	268	426	1,830			3,733

Grapefruit imports into the EU (cumulated) (CN 0805 40 00)

1000 tonnes



EU monthly grapefruit imports (tonnes)

Sources: Eurostat Comext; for June and July 2024: TAXUD surveillance

Updated on 08/08/2024

	Oct	Nov	Dec	Jan	Feb	Mar	Apr	May	June	July	Aug	Sep	Total
2022-2023	24,124	31,332	20,902	15,846	10,451	9,384	7,319	24,320	25,015	15,587	14,689	10,018	208,988
5y average	30,631	40,831	35,271	25,522	15,811	13,542	9,288	21,053	30,240	23,406	12,128	13,003	270,725
2023-2024	24,815	28,693	23,260	21,326	14,969	10,759	9,245	17,894	26,898	20,730			198,589
South Africa	4,315	209	0	0	0	0	857	11,391	25,035	19,623			61,430
China	11,958	17,831	14,404	11,771	5,979	1,240	445	1	0	0			63,628
Türkiye	3,812	7,072	5,766	5,887	6,730	7,327	6,558	4,062	494	42			47,751
Israel	3,118	2,490	1,286	1,415	852	1,297	777	306	0	0			11,542
USA	0	683	1,103	1,164	125	20	21	0	0	0			3,116
Others	1,612	409	701	1,089	1,283	875	586	2,133	1,370	1,064			11,121