



Advertised Prices for Specialty Crops Products at Major Retail Supermarket Outlets ending during the period of 8/3/2024 to 8/15/2024

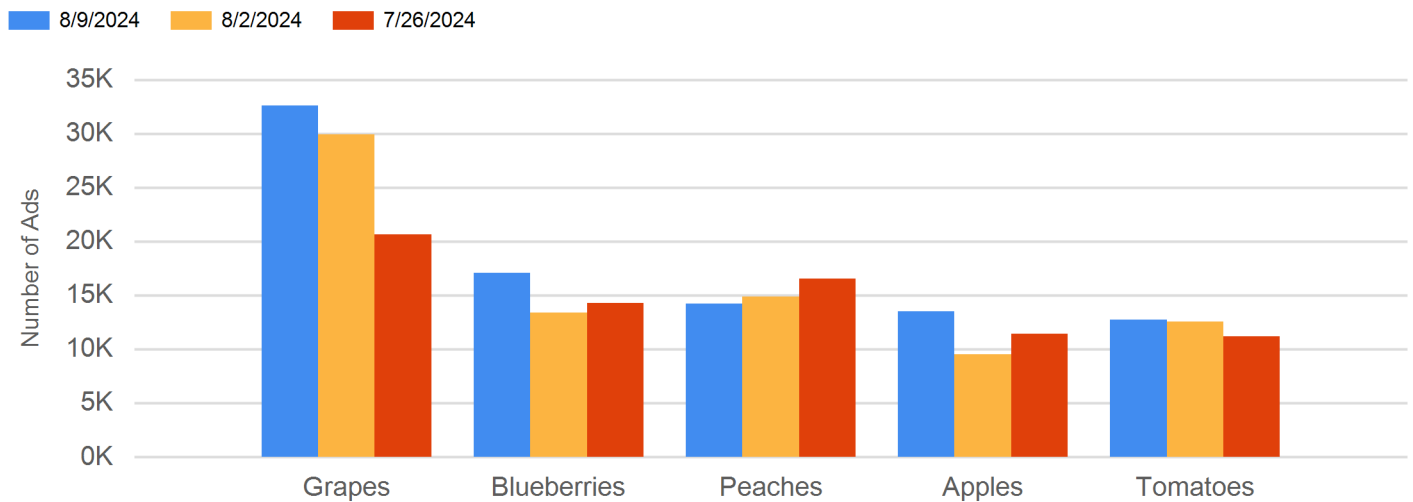
Back to School Specials

With more districts opening classroom doors this week, stores were offering deals on an abundance of items to get students off to a good start. Packable produce favorites like grapes, baby carrots, kiwifruit, apples, tangerines, and grape tomatoes, were at the ready for lunchboxes and after-school snacks. Breakfast favorites like apple juice, strawberries, and blueberries were well-advertised. Many retailers dedicated ad space to school supplies. Local and regional produce was touted across the country.

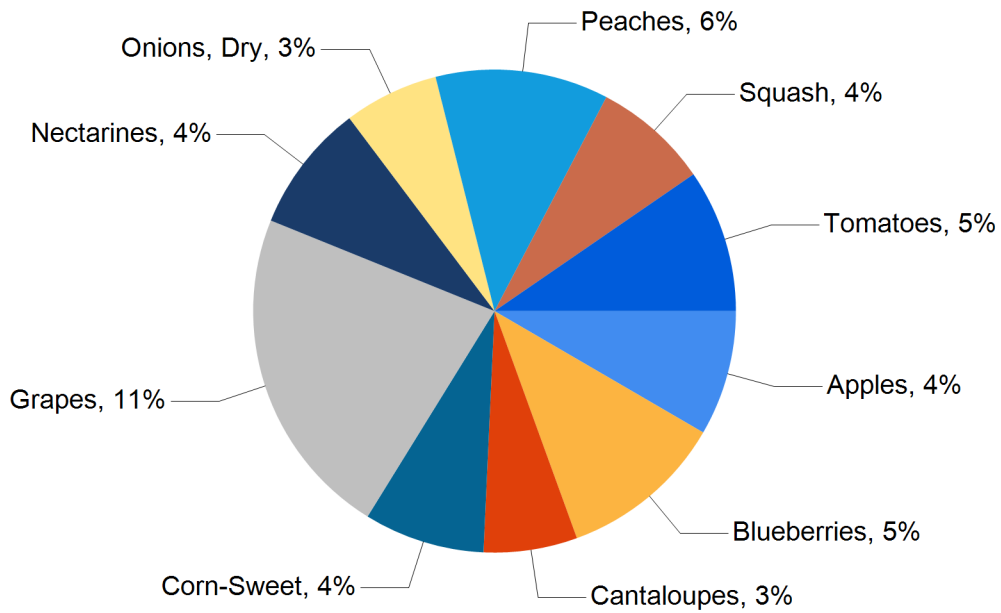
Total ad numbers this week were 285,699, a 3% decrease from last week's total of 294,605. The total for the same week last year was 2% lower at 279,351. The total number of ads broken out by commodity groups: fruit 166,223 (58% of all ads), onions and potatoes 14,074 (5%), vegetables 100,738 (35%), herbs 356, ornamentals 807, and hemp 3,857. The number of ads for organic produce was 40,257, 14% of total ads.

The following are the prices of major advertised items (3,000 plus ads) this week, compared to the same week last year. Significant increases in price for fruit this week included only blueberries (18 oz.) at 11%. Significant decreases included avocados at 14%, yellow peaches at 13%, and tangerines (3 lb. bag) at 13%. There were no significant changes in price for potatoes and onions this week. There were no significant increases nor decreases in price for vegetables this week.

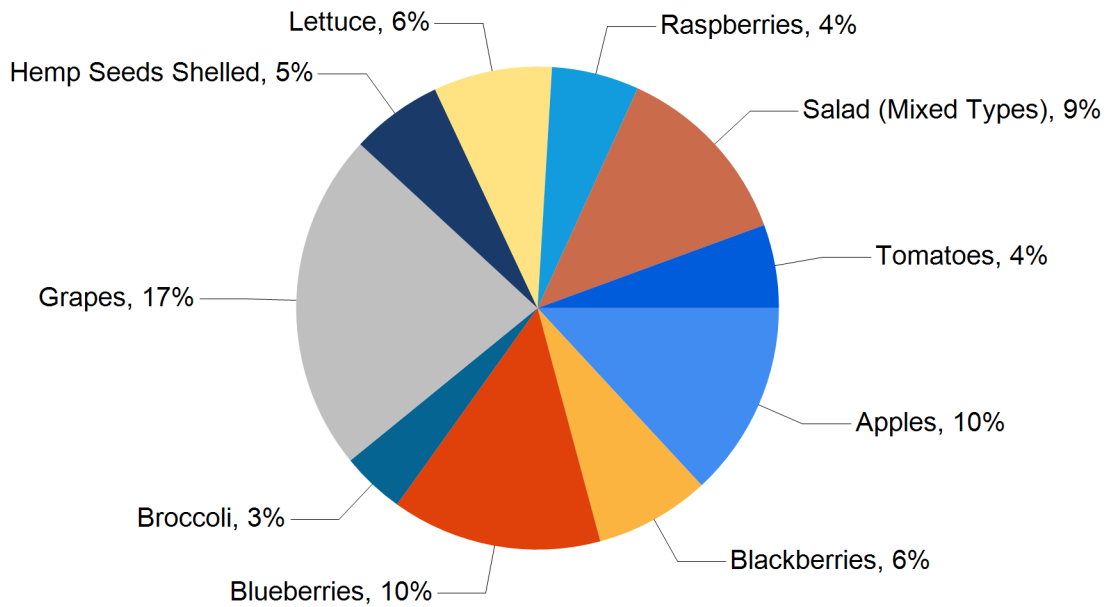
Top 5 Commodities Featured This Week



Top 10 Commodities as Percentage of Total Conventional Ads

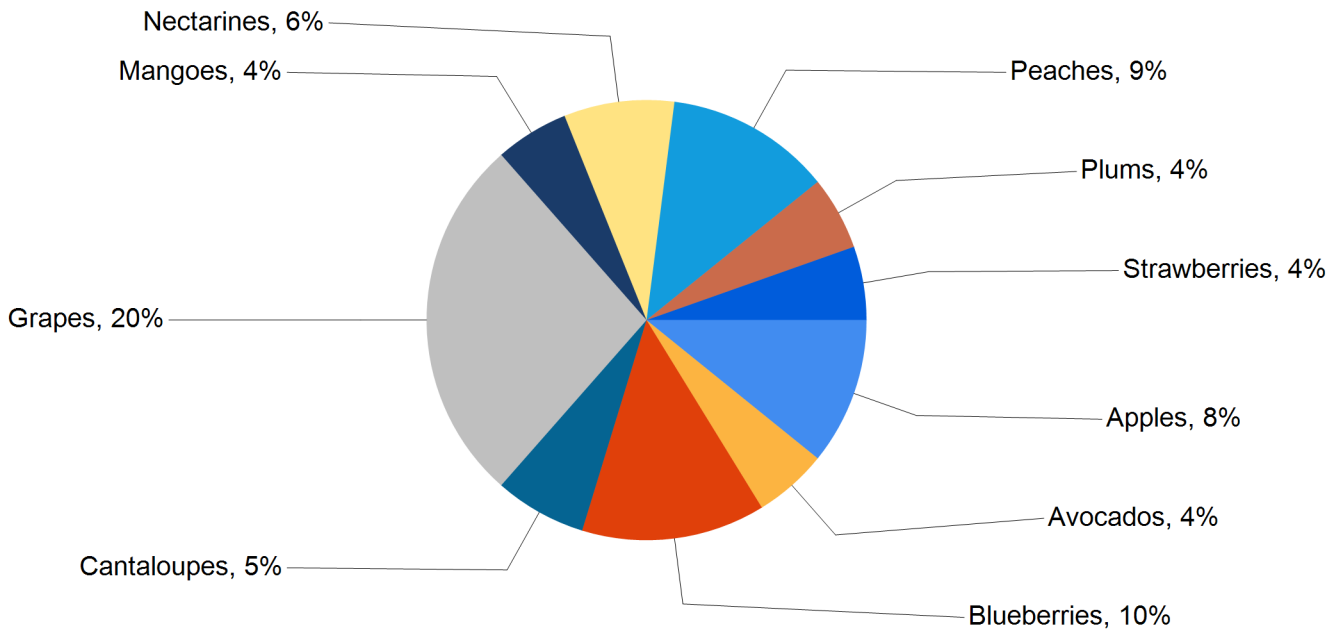


Top 10 Commodities as Percentage of Total Organic Ads

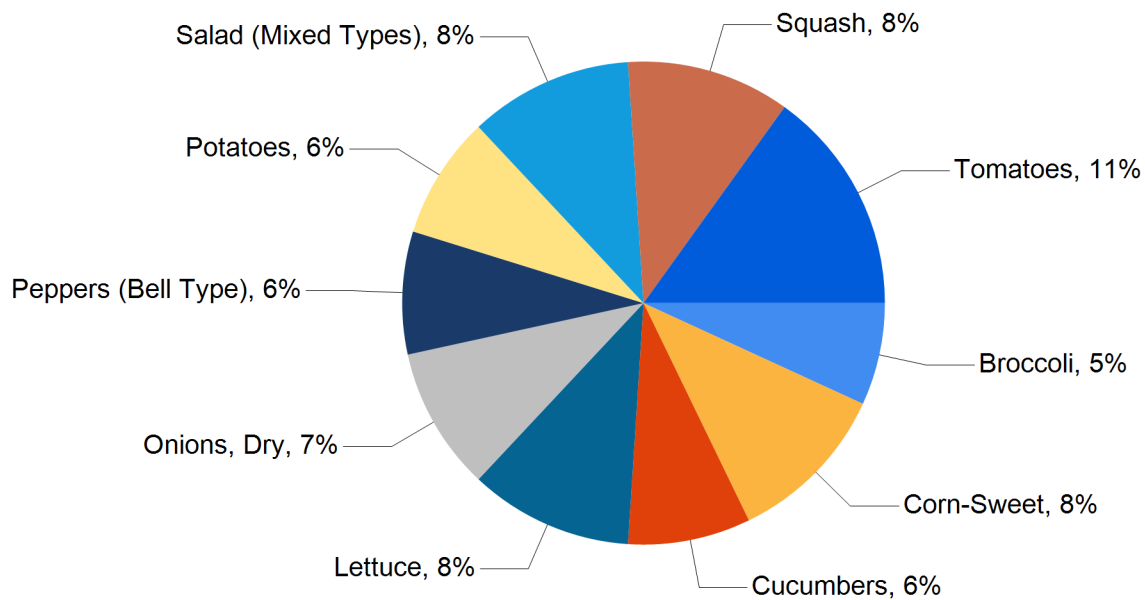


Wtd Avg - Simple weighted average

Top 10 Fruits as Percentage of Total Fruit Ads



Top 10 Vegetables as Percentage of Total Vegetable Ads Including Onions and Potatoes



Wtd Avg - Simple weighted average



NATIONAL CONVENTIONAL SUMMARY
(not including AK & HI)

Fruit								
Commodity	Variety	Unit	THIS WEEK		LAST WEEK		LAST YEAR	
			Number of Ads	Wtd Avg Price	Number of Ads	Wtd Avg Price	Number of Ads	Wtd Avg Price
Apple Pears		per lb	8	0.99				
Apples	Ambrosia	per lb	1,413	1.74	43	1.24		
Apples	Envy	per lb	212	1.99				
Apples	Fuji	3 lb bag	733	3.12	368	4.06	221	3.46
Apples	Fuji	per lb	1,061	1.53	1,112	1.25	1,092	2.02
Apples	Gala/Royal Gala	2 lb bag	34	2.50	27	2.99	156	4.48
Apples	Gala/Royal Gala	3 lb bag	647	3.11	444	3.94	1,035	3.86
Apples	Gala/Royal Gala	per lb	270	1.96	257	1.21	1,803	1.61
Apples	Ginger Gold	5 lb bag	38	3.99				
Apples	Ginger Gold	per lb	9	1.29			9	1.49
Apples	Golden Delicious	3 lb bag	12	3.79	60	2.92	74	3.99
Apples	Golden Delicious	per lb	27	1.73	7	0.79		
Apples	Granny Smith	3 lb bag	166	3.45	281	4.74	1,436	5.99
Apples	Granny Smith	per lb	987	1.40	808	1.59	160	1.99
Apples	Honeycrisp	2 lb bag	47	2.67				
Apples	Honeycrisp	3 lb bag	131	3.04	20	3.99		
Apples	Honeycrisp	5 lb bag	12	4.99				
Apples	Honeycrisp	per lb	2,819	1.59	3,041	1.95	912	2.20
Apples	McIntosh	3 lb bag	30	3.00				
Apples	Pink Lady/Cripps Pink	3 lb bag	291	3.67	39	2.88	18	4.98
Apples	Pink Lady/Cripps Pink	per lb	331	1.17	270	1.71	1,964	1.96
Apples	Red Delicious	3 lb bag	98	3.18	159	3.07	760	3.91
Apples	Red Delicious	5 lb bag	73	4.94				
Apples	Red Delicious	per lb	164	1.01	290	1.19	381	1.73
Apples, Processed	Juice	128 oz (1 gallon)	38	6.99	214	6.88	66	6.77
Apples, Processed	Juice	64 oz (1/2 gallon)	4,059	2.43	3,430	2.42	4,022	2.67
Apples, Processed	Juice	96 oz (3/4 gallon)	61	3.89			61	3.89
Apples, Processed	Juice Marked Cider	64 oz (1/2 gallon)	64	1.94	9	2.29	287	1.99
Avocados	Hass	each	3,503	1.15	2,193	1.21	7,619	1.34
Avocados	Hass-Marked Extra Large	each	288	2.07	339	2.64		
Avocados	Hass-Marked Large	each	306	1.63	1,164	1.45		
Avocados	Hass-Marked Medium	each	1,128	1.10	559	1.49		
Avocados	Hass-Marked Small	each	95	0.65	69	0.50		

Wtd Avg - Simple weighted average



Commodity	Variety	Unit	THIS WEEK		LAST WEEK		LAST YEAR	
			Number of Ads	Wtd Avg Price	Number of Ads	Wtd Avg Price	Number of Ads	Wtd Avg Price
Avocados	Various Greenskin Varieties	each	1,604	2.87	1,684	2.85	46	2.04
Avocados	Various Greenskin Varieties	per lb	34	0.99	26	0.78		
Bananas		per lb	949	0.58	869	0.54	1,002	0.60
Blackberries		5.6-6 oz package	1,035	3.03	3,143	2.43	2,631	2.94
Blueberries		1 pint (11-12 oz cntr w/ lid)	8,519	2.45	6,629	2.51		
Blueberries		18 oz package	3,791	4.51	1,589	4.74	2,729	4.08
Blueberries		6 oz package	588	2.34	1,227	2.75	596	3.43
Cactus Pears		each	323	0.26	74	0.39	261	0.29
Cactus Pears		per lb	15	1.09	9	1.29	15	0.84
Cantaloupes		each	6,542	2.47	7,354	2.73	7,281	2.40
Cantaloupes		per lb	717	0.62	447	0.48	878	0.58
Cherries	Red Varieties	per lb	2,171	4.42	6,397	4.52	10,704	3.13
Clementines		2 lb bag	565	4.00	441	3.43	1,130	3.85
Clementines		3 lb bag	517	5.23	771	5.25	903	4.68
Grapefruit	RED	5 lb bag	322	5.99	11	5.99	6	5.99
Grapefruit	RED	each	25	1.25	8	0.89	135	1.15
Grapes	Black Seedless	per lb	4,546	2.14	3,584	1.87	1,740	2.24
Grapes	Red Globe Seeded Type	per lb	40	2.54	367	2.52	8	1.98
Grapes	Red Seedless	per lb	11,373	2.07	10,247	2.19	10,479	1.95
Grapes	White Seedless Type	per lb	9,832	2.22	8,979	2.19	7,885	2.19
Honeydews		each	1,830	3.92	1,913	3.87	1,977	4.38
Honeydews		per lb	167	0.91	171	0.86	373	0.87
Kiwifruit	Hayward	1-lb containers with lids	131	4.99	391	4.28		
Kiwifruit	Hayward	each	703	0.41	525	0.51	117	0.53
Kiwifruit	Yellow Flesh	1-lb containers with lids	444	3.94	1,492	4.44		
Kiwifruit	Yellow Flesh	each	40	1.49	6	1.25		
Lemons		1 lb bag	190	2.50	200	2.52		
Lemons		2 lb bag	481	3.31	340	3.72	930	3.94
Lemons		each	1,344	0.58	1,886	0.71	665	0.47
Lemons		per lb	129	0.89	256	0.90		
Limes		each	1,782	0.35	1,764	0.45	480	0.44
Limes		per lb	188	0.98	286	0.96	134	0.94
Mangoes	Round Varieties	each	3,583	0.94	6,279	1.06		
Mangoes	Round Varieties Marked Extra Large	each	332	1.23	314	1.16		
Mangoes	Round Varieties Marked Large	each	1,134	1.25	879	1.14		
Mangoes	Round Varieties Marked Medium	each	27	0.69				

Wtd Avg - Simple weighted average



National Retail Report - Specialty Crops
Friday, August 9, 2024 - Page 6

Commodity	Variety	Unit	THIS WEEK		LAST WEEK		LAST YEAR	
			Number of Ads	Wtd Avg Price	Number of Ads	Wtd Avg Price	Number of Ads	Wtd Avg Price
Mangoes	Yellow Varieties	each	527	0.78	425	0.42		
Mangoes	Yellow Varieties Marked Extra Large	each	419	1.43	11	1.50		
Mangoes	Yellow Varieties Marked Large	each	16	1.00	8	0.99		
Nectarines	Various White Flesh Varieties	per lb	3,380	2.42	3,847	2.65	4,919	2.36
Nectarines	Various Yellow Flesh Varieties	per lb	6,566	2.36	5,960	2.50	8,715	2.32
Oranges	Navel	3 lb bag	2,543	3.31	679	5.11	1,122	3.48
Oranges	Navel	4 lb bag	72	5.49	229	5.19	174	4.12
Oranges	Navel	each	567	0.88	955	0.93	881	1.03
Oranges	Navel	per lb	1,157	1.44	626	1.28	888	1.25
Oranges	Navel, Cara Cara	3 lb bag	16	4.83	366	5.49		
Oranges	Valencia	per lb	18	1.40	7	1.25	16	0.71
Papaya	Maradol/Tainung Types	per lb	729	1.13	1,227	1.11	643	1.36
Papaya	Solo Type	per lb	27	0.99			23	0.99
Peaches	Various White Flesh Varieties	per lb	3,171	2.44	3,661	2.62	5,258	2.35
Peaches	Various Yellow Flesh Varieties	per lb	10,285	1.96	10,355	1.97	10,159	2.26
Pears	Bartlett	per lb	894	1.76	1,830	1.92	686	1.85
Pears	Bosc	per lb	14	1.99	21	1.81		
Pears	D'Anjou	per lb	29	1.93			64	1.77
Pineapples		each	976	2.06	873	2.97	458	2.75
Pineapples		per lb	181	0.89	201	0.54	8	0.99
Plums		per lb	3,910	2.38	4,179	2.30	6,849	2.35
Plums	Interspecific Type	per lb	2,248	2.64	2,630	2.54	3,053	1.80
Raspberries		6 oz package	653	3.00	677	2.66		
Strawberries		1 lb package	3,230	3.06	5,821	2.61	3,934	3.33
Strawberries		2 lb package	1,623	4.00	937	4.46	459	4.75
Tangelos		each	395	1.25			19	1.00
Tangelos		per lb	22	1.69	22	1.99	72	1.55
Tangerines/Mandarins		2 lb bag	1,052	4.45	612	4.63	1,025	4.66
Tangerines/Mandarins		3 lb bag	3,289	4.38	4,710	4.31	2,669	5.06
Tangerines/Mandarins		5 lb package	218	8.99	218	8.99	24	9.99
Tangerines/Mandarins		each	236	0.85	152	0.65		
Tangerines/Mandarins		per lb	525	1.40	327	1.73	155	1.37
Watermelons	Red Flesh Seeded Type	each	38	8.04	47	7.84	4	4.99
Watermelons	Red Flesh Seeded Type	per lb	61	0.48	181	0.47	6	0.33
Watermelons	Red Flesh Seedless Miniature	each	1,923	3.41	1,532	3.86	956	3.85
Watermelons	Red Flesh Seedless Type	each	4,260	5.05	4,667	4.64	3,541	5.25
Watermelons	Red Flesh Seedless Type	per lb	930	0.48	753	0.47	529	0.44

Wtd Avg - Simple weighted average



Potatoes & Onions								
Commodity	Variety	Unit	THIS WEEK		LAST WEEK		LAST YEAR	
			Number of Ads	Wtd Avg Price	Number of Ads	Wtd Avg Price	Number of Ads	Wtd Avg Price
Onions, Dry	RED	2 lb bag	322	2.99	144	2.03		
Onions, Dry	RED	per lb	338	1.24	333	1.59	724	1.33
Onions, Dry	WHITE	2 lb bag	27	1.99	140	1.94	7	1.79
Onions, Dry	WHITE	per lb	838	0.87	802	1.04	776	0.84
Onions, Dry	YELLOW	10 lb bag	13	6.99				
Onions, Dry	YELLOW	2 lb bag	443	1.66	571	1.93	276	1.88
Onions, Dry	YELLOW	3 lb bag	1,897	3.10	618	2.87	976	2.50
Onions, Dry	YELLOW	per lb	224	0.72	931	0.90	896	1.06
Onions, Dry	YELLOW MARKED SWEET	2 lb bag	195	1.32	422	2.32	20	2.50
Onions, Dry	YELLOW MARKED SWEET	3 lb bag	1,210	3.40	657	3.32	20	3.10
Onions, Dry	YELLOW MARKED SWEET	5 lb bag	47	3.99	73	3.99		
Onions, Dry	YELLOW MARKED SWEET	per lb	1,746	1.26	4,152	1.29	1,687	1.35
Potatoes	ROUND RED	3 lb bag	97	3.02	147	2.96	87	2.83
Potatoes	ROUND RED	5 lb bag	469	3.80	78	4.12	551	4.10
Potatoes	ROUND RED	per lb	107	1.06	204	1.06	202	0.95
Potatoes	ROUND WHITE	5 lb bag	126	3.42	440	2.96	197	3.25
Potatoes	RUSSET	10 lb bag	659	3.33	750	3.32	142	4.78
Potatoes	RUSSET	3 lb bag	14	1.99				
Potatoes	RUSSET	5 lb bag	2,718	3.13	3,121	3.57	744	3.85
Potatoes	RUSSET	8 lb bag	37	2.99	51	2.54		
Potatoes	RUSSET	per lb	855	1.15	1,536	0.86	585	1.45
Potatoes	YELLOW TYPE	10 lb bag	8	2.99	8	2.99		
Potatoes	YELLOW TYPE	3 lb bag	119	2.74	154	2.91	108	3.14
Potatoes	YELLOW TYPE	5 lb bag	557	4.69	40	4.59	318	4.26
Potatoes	YELLOW TYPE	per lb	48	1.27	148	1.11	106	1.06

Vegetables								
Commodity	Variety	Unit	THIS WEEK		LAST WEEK		LAST YEAR	
			Number of Ads	Wtd Avg Price	Number of Ads	Wtd Avg Price	Number of Ads	Wtd Avg Price
Artichokes		each	52	1.50	426	2.96	181	2.71
Asparagus	GREEN	per lb	2,133	3.24	3,375	3.49	552	3.85
Beans	ROUND GREEN TYPE	12 oz bag	347	2.74	526	2.56		
Beans	ROUND GREEN TYPE	per lb	1,565	1.61	2,191	1.75	1,427	1.58
Beets		per bunch	177	2.89	127	2.75	275	1.52
Beets		per lb	107	0.75	18	0.84	37	0.77
Broccoli		per bunch	1,569	2.87	1,446	2.84	1,805	3.02

Wtd Avg - Simple weighted average



National Retail Report - Specialty Crops
Friday, August 9, 2024 - Page 8

Commodity	Variety	Unit	THIS WEEK		LAST WEEK		LAST YEAR	
			Number of Ads	Wtd Avg Price	Number of Ads	Wtd Avg Price	Number of Ads	Wtd Avg Price
Broccoli		per lb	445	1.69	617	1.56	220	1.49
Broccoli	CROWN CUT	per lb	2,625	1.65	1,531	1.97	2,628	1.78
Brussels Sprouts		12 oz bag	185	2.50				
Brussels Sprouts		per lb	115	1.79	2,180	3.28	20	2.48
Cabbage	RED TYPE	per lb	96	0.89	131	0.89	96	0.89
Cabbage	ROUND GREEN TYPE	per lb	2,433	0.72	2,256	0.72	3,095	0.75
Cactus Leaf (Nopales)		each	61	0.33				
Cactus Leaf (Nopales)		per lb	25	0.89	11	0.77	11	0.77
Carrots		2 lb bag	63	1.76	43	1.82	507	1.65
Carrots		5 lb film bag	97	3.00	50	2.92		
Carrots		per bunch	9	2.99				
Carrots		per lb	236	0.82	184	0.91	80	0.52
Carrots	BABY PEELED	1 lb bag	1,524	1.42	1,097	1.43	2,248	1.48
Carrots	BABY PEELED	2 lb bag	420	2.24	578	2.74	123	2.36
Cauliflower		each	2,504	2.84	2,604	2.87	2,669	2.74
Cauliflower		per lb	297	0.96	752	1.38	258	1.18
Celery		each	2,342	1.54	1,002	1.31	1,388	1.67
Celery		per lb	9	0.99	132	1.37	79	0.99
Celery	HEARTS	per package	330	2.45	1,176	2.55		
Chayote		each	70	0.52	9	0.67	9	0.67
Chayote		per lb	65	0.89	38	1.49	17	1.44
Cilantro		per bunch	347	0.77	593	0.67	1,170	0.77
Collards		per bunch	51	1.22	103	1.79	254	0.93
Collards		per lb	101	1.42	131	1.79	52	1.49
Corn-Sweet		each	6,759	0.50	6,394	0.48	3,990	0.53
Corn-Sweet		trays 4-5 ears film wrapped	2,656	4.03	1,579	4.08		
Cucumbers		each	3,320	0.70	3,063	0.68	3,516	0.64
Cucumbers	LONG SEEDLESS - Greenhouse	each	3,149	1.69	2,311	1.27	1,157	1.62
Eggplant		each	35	2.37	28	2.49	36	2.25
Eggplant		per lb	810	1.20	1,230	1.40	1,592	1.49
Garlic		per sleeve	153	1.81	310	1.86	297	0.96
Jalapeno Peppers		per lb	2,003	1.21	2,062	1.18	1,046	1.22
Kale		per bunch	21	1.80	138	1.75	90	1.08
Kale		per lb	101	1.42	203	1.79	465	3.27
Lettuce	Boston	each	41	1.67				
Lettuce	Green Leaf	each	747	1.66	958	1.74	500	1.41
Lettuce	Green Leaf	per lb	356	1.62	395	1.57	773	1.60

Wtd Avg - Simple weighted average



Commodity	Variety	Unit	THIS WEEK		LAST WEEK		LAST YEAR	
			Number of Ads	Wtd Avg Price	Number of Ads	Wtd Avg Price	Number of Ads	Wtd Avg Price
Lettuce	Iceberg	each	1,679	1.60	2,106	1.77	281	1.27
Lettuce	Red Leaf	each	734	1.65	896	1.79	500	1.41
Lettuce	Red Leaf	per lb	356	1.62	404	1.57	773	1.60
Lettuce	Romaine	each	766	1.42	580	1.72	1,006	2.16
Lettuce	Romaine	per lb	415	1.55	252	1.58	435	1.58
Lettuce	Romaine (Hearts)	3 count	1,578	3.24	1,391	3.13	2,019	3.14
Mixed Mini Sweet Peppers		1 lb package	109	4.61	590	2.87	2,763	2.99
Mushrooms	CREMINI	8 oz package	1,488	1.94	524	2.25		
Mushrooms	PORTOBELLA	6 oz package	428	3.71	129	3.08	302	3.97
Mushrooms	PORTOBELLA	per lb	7	2.49				
Mushrooms	WHITE	12 oz tray wrapped	1,195	3.00				
Mushrooms	WHITE	8 oz package	2,575	1.89	2,576	2.09	1,682	2.06
Mushrooms	WHITE	per lb	44	3.62	101	3.22	57	3.97
Mustard		per bunch	11	1.99	16	0.99		
Onions, Green		per bunch	627	0.78	508	0.72	1,588	0.89
Peppers (Bell Type)	GREEN	each	1,106	0.99	2,279	1.00	1,728	0.92
Peppers (Bell Type)	GREEN	per lb	966	1.38	405	1.81	943	1.45
Peppers (Bell Type)	ORANGE - Greenhouse	each	160	1.55	73	2.00	476	1.42
Peppers (Bell Type)	ORANGE	each	1,251	1.77	700	1.66	1,960	1.42
Peppers (Bell Type)	ORANGE	per lb	14	2.99	84	2.63	142	3.07
Peppers (Bell Type)	RED - Greenhouse	each	160	1.55	73	2.00	485	1.39
Peppers (Bell Type)	RED	each	1,458	1.42	942	1.53	2,010	1.39
Peppers (Bell Type)	RED	per lb	23	2.40	84	2.63	629	2.30
Peppers (Bell Type)	YELLOW - Greenhouse	each	160	1.55	73	2.00	476	1.41
Peppers (Bell Type)	YELLOW	each	1,251	1.77	700	1.66	1,937	1.41
Peppers (Bell Type)	YELLOW	per lb	14	2.99	84	2.63	149	3.07
Radishes		6-oz film bags	14	0.99				
Radishes		per bunch	202	1.01	454	1.10	678	1.22
Salad (Mixed Types)		1 lb package	54	2.42	199	2.99		
Salad (Mixed Types)		10-12 oz package	2,628	2.75	2,354	2.79	2,517	2.84
Salad (Mixed Types)		5-9 oz package	3,062	2.89	4,649	3.01	2,470	3.00
Serrano Peppers		per lb	159	1.03	182	1.16	36	1.49
Spinach		per bunch	70	0.90	133	1.67	107	0.88
Spinach	FLAT TYPE	5-7 oz package	97	3.12	1,560	3.05		
Spinach	FLAT TYPE	8-10 oz package	548	3.13	1,464	2.89		
Squash	GREY	per lb	226	0.98	202	0.98	173	0.91
Squash	Kabocha	per lb	74	1.29				

Wtd Avg - Simple weighted average



Commodity	Variety	Unit	THIS WEEK		LAST WEEK		LAST YEAR	
			Number of Ads	Wtd Avg Price	Number of Ads	Wtd Avg Price	Number of Ads	Wtd Avg Price
Squash	Yellow Crookneck/Straightneck	per lb	3,725	1.51	4,008	1.60	3,502	1.53
Squash	Zucchini	per lb	4,935	1.46	5,391	1.49	3,900	1.49
Sweet Potatoes		per lb	489	0.95	1,116	1.15	749	1.08
Swiss Chard		per bunch	9	2.98				
Tomatillos		per lb	421	0.94	519	1.06	337	0.86
Tomatoes		per lb	1,772	2.22	904	1.92	1,620	1.93
Tomatoes	Cherry Type	1 pint package	87	3.84	98	2.48	60	2.50
Tomatoes	Cherry Type	10 oz package	149	2.32	341	2.75		
Tomatoes	GRAPE TYPE	1 pint package	2,017	2.53	1,268	2.55	549	2.23
Tomatoes	GRAPE TYPE	10 oz package	528	2.84	2,441	2.46	1,037	2.56
Tomatoes	Plum Type (Roma)	per lb	923	1.28	916	1.45	1,890	1.18
Tomatoes	VINE RIPES - Greenhouse	per lb	542	2.00	162	2.04	704	1.91
Tomatoes	VINE RIPES	per lb	1,024	1.86	2,745	1.89	804	1.91
Tomatoes	Vine Ripes - Heirloom Varieties - Greenhouse	per lb	195	3.29	68	4.52	248	2.66
Tomatoes	VINE RIPES - ON THE VINE - Greenhouse	per lb	3,852	1.76	2,298	1.82	3,771	1.64
Turnip Tops		per bunch	48	1.22	16	0.99	245	0.99

Other Specialty Crop Items

Commodity	Variety	Unit	THIS WEEK		LAST WEEK		LAST YEAR	
			Number of Ads	Wtd Avg Price	Number of Ads	Wtd Avg Price	Number of Ads	Wtd Avg Price
Hemp Protein		16 oz	356	14.99	304	14.99	52	19.99
Hemp Protein		32 oz	60	21.99				
Hemp Seeds Shelled		16 oz	335	14.32	197	14.43	109	18.99
Hemp Seeds Shelled		7 oz	75	8.79	142	9.17	153	8.28
Hemp Seeds Shelled		8 oz	762	8.88	614	8.98		

Seasonal Items

Commodity	Variety	Unit	THIS WEEK		LAST WEEK		LAST YEAR	
			Number of Ads	Wtd Avg Price	Number of Ads	Wtd Avg Price	Number of Ads	Wtd Avg Price
Ornamentals	Chrysanthemums	6 inch pot	31	10.99				
Ornamentals	Rose, Hybrid Tea	bunched 10s	196	9.99	74	9.99		
Ornamentals	Rose, Hybrid Tea	bunched 12s	508	10.87	2,596	7.86	891	11.13
Ornamentals	Tulips	bunched 10s	72	6.99			291	8.50

Wtd Avg - Simple weighted average



REGIONAL CONVENTIONAL DETAILS

Commodity	Variety	Unit	NORTHEAST U.S.				SOUTHEAST U.S.				MIDWEST U.S.			
			Price Range	Number of Ads	Wtd Avg Price	% Marked Local	Price Range	Number of Ads	Wtd Avg Price	% Marked Local	Price Range	Number of Ads	Wtd Avg Price	% Marked Local
FRUIT														
Apple Pears		per lb										0.99	8	0.99
Apples	Ambrosia	per lb	1.99	104	1.99		1.69	1195	1.69			1.99	114	1.99
Apples	Fuji	3 lb bag	3.49 - 4.49	209	3.60		3.00 - 3.99	85	3.41			3.99	106	3.99
Apples	Fuji	per lb					1.29 - 1.99	83	1.91			0.49 - 1.29	24	0.96
Apples	Gala/Royal Gala	2 lb bag	2.50	34	2.50									
Apples	Gala/Royal Gala	3 lb bag	4.49	24	4.49		2.99 - 3.79	78	3.33			2.99 - 3.99	145	3.72
Apples	Gala/Royal Gala	per lb	1.29 - 1.99	25	1.68	36	1.99	74	1.99					
Apples	Ginger Gold	5 lb bag					3.99	38	3.99					
Apples	Ginger Gold	per lb	1.29	9	1.29	100								
Apples	Golden Delicious	3 lb bag					3.79	12	3.79					
Apples	Golden Delicious	per lb	1.99	20	1.99							0.99	7	0.99
Apples	Granny Smith	3 lb bag					3.00	30	3.00			3.99	106	3.99
Apples	Granny Smith	per lb	1.29 - 1.79	757	1.51									
Apples	Honeycrisp	2 lb bag					2.99	37	2.99			1.48	10	1.48
Apples	Honeycrisp	3 lb bag	4.49	24	4.49		2.99 - 3.00	32	3.00			2.99	39	2.99
Apples	Honeycrisp	per lb	0.77 - 1.99	1202	1.53		1.45 - 1.99	641	1.91			0.97 - 1.99	507	1.61
Apples	McIntosh	3 lb bag					3.00	30	3.00					
Apples	Pink Lady/Cripps Pink	3 lb bag	3.49	185	3.49							3.99	106	3.99
Apples	Pink Lady/Cripps Pink	per lb					1.29	9	1.29			1.29 - 1.69	98	1.52
Apples	Red Delicious	3 lb bag					2.99 - 3.99	53	3.35			2.99	39	2.99
Apples	Red Delicious	5 lb bag					3.99 - 5.49	73	4.94					
Apples	Red Delicious	per lb	1.49	28	1.49		1.19 - 1.29	46	1.22			0.49	7	0.49
Apples, Processed	Juice	128 oz (1 gallon)	6.99	38	6.99									
Apples, Processed	Juice	64 oz (1/2 gallon)	1.50 - 5.29	1233	2.53		2.25 - 2.99	283	2.58			1.99 - 2.99	1208	2.47
Apples, Processed	Juice	96 oz (3/4 gallon)										3.89	61	3.89
Apples, Processed	Juice Marked Cider	64 oz (1/2 gallon)	1.69	11	1.69									
Avocados	Hass	each	0.79 - 1.99	1182	1.05		0.68 - 1.67	1594	1.00			1.49 - 1.67	134	1.64
Avocados	Hass-Marked Extra Large	each	1.49	19	1.49									
Avocados	Hass-Marked Large	each										1.69 - 2.00	35	1.93
Avocados	Hass-Marked Medium	each										0.99	14	0.99
Avocados	Various Greenskin Varieties	each					2.50 - 3.00	1561	2.88					

Wtd Avg - Simple weighted average



Commodity	Variety	Unit	NORTHEAST U.S.				SOUTHEAST U.S.				MIDWEST U.S.			
			Price Range	Number of Ads	Wtd Avg Price	% Marked Local	Price Range	Number of Ads	Wtd Avg Price	% Marked Local	Price Range	Number of Ads	Wtd Avg Price	% Marked Local
Avocados	Various Greenskin Varieties	per lb					0.99	34	0.99					
Bananas		per lb	0.59 - 0.69	47	0.65						0.38 - 0.59	337	0.39	
Blackberries		5.6-6 oz package	2.99 - 3.49	246	3.35		2.99 - 3.99	245	3.48		2.50 - 3.50	93	3.10	
Blueberries		1 pint (11-12 oz cntr w/ lid)	1.89 - 4.99	1891	2.32		1.99 - 3.99	2839	2.87		1.49 - 3.99	1640	2.11	14
Blueberries		18 oz package	3.88 - 4.49	771	4.23		3.99 - 5.49	948	4.57		3.49 - 4.99	794	4.23	
Blueberries		6 oz package					1.98 - 3.33	77	2.86					
Cactus Pears		each									0.25	14	0.25	
Cantaloupes		each	1.99 - 3.99	1108	2.39	2	1.99 - 3.99	2140	2.49		1.99 - 3.99	1499	2.40	3
Cantaloupes		per lb									0.66 - 0.88	155	0.84	
Cherries	Red Varieties	per lb	2.99 - 5.99	461	5.87		1.98 - 4.99	1224	3.98		1.98 - 4.99	101	4.28	
Clementines		2 lb bag	4.99	19	4.99		2.95 - 5.00	103	3.55		2.95 - 4.99	118	4.61	
Clementines		3 lb bag	3.99 - 5.99	156	4.73		4.99 - 5.99	144	5.47		4.98 - 5.99	207	5.50	
Grapefruit	RED	5 lb bag	5.99	322	5.99									
Grapefruit	RED	each					1.25	25	1.25					
Grapes	Black Seedless	per lb	1.79 - 2.99	862	2.39		1.79 - 2.99	629	2.10		1.79 - 2.99	1257	2.06	
Grapes	Red Globe Seeded Type	per lb	1.99 - 2.99	23	2.34		1.99 - 2.99	17	2.81					
Grapes	Red Seedless	per lb	1.29 - 3.99	2107	2.17	3	1.28 - 2.99	3043	2.02		1.28 - 2.99	2365	1.89	
Grapes	White Seedless Type	per lb	1.29 - 3.99	1805	2.39		1.28 - 2.99	2551	2.14		1.49 - 2.99	1879	2.13	
Honeydews		each	3.99 - 4.99	674	4.13		3.99 - 4.43	100	4.37		2.50 - 4.99	329	4.01	
Honeydews		per lb	0.99	9	0.99		0.88	52	0.88		0.66	25	0.66	
Kiwifruit	Hayward	1-lb containers with lids	4.99	122	4.99		4.99	3	4.99					
Kiwifruit	Hayward	each	0.50	9	0.50		0.40 - 0.67	412	0.41		0.33 - 0.60	71	0.47	
Kiwifruit	Yellow Flesh	1-lb containers with lids	3.49 - 3.99	347	3.76									
Lemons		1 lb bag	2.50	190	2.50									
Lemons		2 lb bag	1.99 - 3.99	277	3.34		1.99 - 4.49	195	3.21		4.48	9	4.48	
Lemons		each	0.40 - 1.00	513	0.56		0.50 - 0.99	137	0.76		0.49 - 0.79	434	0.60	
Lemons		per lb									0.98 - 0.99	22	0.99	
Limes		each	0.20 - 0.83	494	0.38		0.09 - 0.50	139	0.17		0.14 - 0.79	231	0.54	
Limes		per lb									0.99	14	0.99	
Mangoes	Round Varieties	each	0.69 - 2.50	1196	1.02		0.79 - 1.25	1371	0.92		0.99 - 1.25	71	1.02	
Mangoes	Round Varieties Marked Large	each	1.00	183	1.00						0.99 - 1.50	579	1.48	
Mangoes	Yellow Varieties	each	0.50 - 1.67	175	1.32						0.59 - 0.66	28	0.65	
Mangoes	Yellow Varieties Marked Extra Large	each	1.50	322	1.50									
Mangoes	Yellow Varieties Marked Large	each					1.00	14	1.00					
Nectarines	Various White Flesh Varieties	per lb	1.99 - 3.49	634	2.77		2.49 - 3.49	1578	2.50		1.99 - 2.99	221	2.07	

Wtd Avg - Simple weighted average



Commodity	Variety	Unit	NORTHEAST U.S.				SOUTHEAST U.S.				MIDWEST U.S.			
			Price Range	Number of Ads	Wtd Avg Price	% Marked Local	Price Range	Number of Ads	Wtd Avg Price	% Marked Local	Price Range	Number of Ads	Wtd Avg Price	% Marked Local
Nectarines	Various Yellow Flesh Varieties	per lb	1.49 - 3.49	1476	2.53		0.99 - 3.49	1757	2.47		0.99 - 3.99	818	2.30	1
Oranges	Navel	3 lb bag	2.89 - 4.99	675	3.59		2.95 - 4.99	677	3.20		2.95 - 5.99	852	3.23	
Oranges	Navel	4 lb bag	5.49	72	5.49									
Oranges	Navel	each	0.40 - 1.25	294	0.96		0.67 - 1.00	93	0.80		1.25	29	1.25	
Oranges	Navel	per lb	1.00 - 1.99	258	1.10		1.25 - 1.69	377	1.26		0.98 - 1.99	216	1.94	
Oranges	Navel, Cara Cara	3 lb bag	3.99	7	3.99		5.49	9	5.49					
Papaya	Maradol/Tainung Types	per lb	0.99 - 1.69	145	1.34		1.28 - 1.49	190	1.28		0.88 - 0.99	50	0.97	
Papaya	Solo Type	per lb	0.99	9	0.99									
Peaches	Various White Flesh Varieties	per lb	1.99 - 3.49	587	2.81	1	1.49 - 3.49	1587	2.49		1.79 - 2.99	52	2.17	
Peaches	Various Yellow Flesh Varieties	per lb	0.88 - 3.99	2721	1.95	6	0.88 - 2.49	2583	1.86	1	0.98 - 3.99	1505	1.75	8
Pears	Bartlett	per lb	1.49 - 1.99	257	1.92		1.99	11	1.99		1.90 - 1.99	269	1.99	
Pears	Bosc	per lb									1.99	14	1.99	
Pears	D'Anjou	per lb	1.99	7	1.99		1.79	8	1.79		1.99	14	1.99	
Pineapples		each	3.99	11	3.99		0.99 - 2.99	194	2.78		0.99 - 1.50	611	1.46	
Plums		per lb	1.49 - 3.49	1231	2.50		1.99 - 3.49	567	2.44		1.48 - 3.99	522	2.81	
Plums	Interspecific Type	per lb	1.49 - 2.99	320	2.15		2.49	1195	2.49		2.99 - 3.99	36	3.77	
Raspberries		6 oz package	3.33 - 3.99	201	3.41		3.30 - 3.50	121	3.34		2.50 - 3.50	36	3.28	
Strawberries		1 lb package	2.99 - 3.99	520	3.33		2.95 - 4.29	786	3.33		1.99 - 3.99	537	2.79	
Strawberries		2 lb package	5.99	39	5.99		3.99	13	3.99		3.98 - 4.99	883	4.27	
Tangelos		each					1.25	366	1.25					
Tangelos		per lb									1.69	22	1.69	
Tangerines/Mandarins		2 lb bag	2.88 - 5.00	800	4.54		2.88 - 4.99	153	4.24		5.99	27	5.99	
Tangerines/Mandarins		3 lb bag	3.49 - 6.99	836	4.64		3.49 - 5.99	1063	3.63		3.99 - 5.99	342	4.94	
Tangerines/Mandarins		5 lb package	8.99	104	8.99						8.99	114	8.99	
Tangerines/Mandarins		per lb	1.99	32	1.99						1.49 - 1.99	52	1.73	
Watermelons	Red Flesh Seeded Type	each	8.99	17	8.99	100	8.99	3	8.99					
Watermelons	Red Flesh Seedless Miniature	each	2.99 - 3.99	392	3.93		2.98 - 3.99	340	3.15		1.99 - 3.99	281	3.52	
Watermelons	Red Flesh Seedless Type	each	3.99 - 7.99	1379	5.00		2.95 - 6.99	806	6.05		2.95 - 6.99	1500	4.51	7
Watermelons	Red Flesh Seedless Type	per lb	0.28 - 0.79	145	0.66	31					0.39	8	0.39	

POTATOES & ONIONS

Onions, Dry	RED	2 lb bag	2.99	322	2.99									
Onions, Dry	RED	per lb					0.99	2	0.99		0.99 - 1.99	88	1.39	
Onions, Dry	WHITE	2 lb bag					1.99	27	1.99					
Onions, Dry	WHITE	per lb	0.99 - 1.49	360	1.04		0.99	36	0.99		0.69 - 1.19	76	0.98	
Onions, Dry	YELLOW	10 lb bag					6.99	13	6.99					

Wtd Avg - Simple weighted average



Commodity	Variety	Unit	NORTHEAST U.S.				SOUTHEAST U.S.				MIDWEST U.S.			
			Price Range	Number of Ads	Wtd Avg Price	% Marked Local	Price Range	Number of Ads	Wtd Avg Price	% Marked Local	Price Range	Number of Ads	Wtd Avg Price	% Marked Local
Onions, Dry	YELLOW	2 lb bag	0.99 - 2.50	226	2.15						1.49	14	1.49	
Onions, Dry	YELLOW	3 lb bag	1.99 - 3.99	293	3.57		2.50 - 3.99	1105	2.98		2.49 - 2.99	221	2.94	
Onions, Dry	YELLOW	per lb	0.49 - 1.49	78	1.08	58	0.50 - 0.78	57	0.63		0.79	6	0.79	
Onions, Dry	YELLOW MARKED SWEET	2 lb bag	1.19	175	1.19						2.50	20	2.50	
Onions, Dry	YELLOW MARKED SWEET	3 lb bag	2.39 - 3.99	368	3.62		2.39 - 4.29	678	3.23		2.98 - 4.45	101	3.52	
Onions, Dry	YELLOW MARKED SWEET	5 lb bag					3.99	2	3.99		3.99	39	3.99	
Onions, Dry	YELLOW MARKED SWEET	per lb	0.99 - 1.49	460	1.20	8	0.79 - 1.69	485	1.39	1	0.89 - 1.49	212	1.33	
Potatoes	ROUND RED	3 lb bag					3.29	9	3.29		2.99	20	2.99	
Potatoes	ROUND RED	5 lb bag					2.97 - 5.99	88	3.83		3.99	136	3.99	
Potatoes	ROUND RED	per lb	1.29	58	1.29						0.69	8	0.69	
Potatoes	ROUND WHITE	5 lb bag	2.99 - 3.99	126	3.42	93								
Potatoes	RUSSET	10 lb bag	3.99	38	3.99		3.49 - 4.99	70	4.47		2.49 - 3.99	145	3.37	
Potatoes	RUSSET	3 lb bag									1.99	14	1.99	
Potatoes	RUSSET	5 lb bag	1.99 - 3.99	402	3.27		2.49 - 3.99	1320	3.89		0.99 - 3.49	214	2.72	
Potatoes	RUSSET	8 lb bag					2.99	37	2.99					
Potatoes	RUSSET	per lb	0.79 - 1.29	324	1.02		0.69 - 0.79	42	0.70		0.78 - 1.19	44	0.94	
Potatoes	YELLOW TYPE	10 lb bag									2.99	8	2.99	
Potatoes	YELLOW TYPE	3 lb bag					3.29	9	3.29		1.49 - 2.99	42	2.20	
Potatoes	YELLOW TYPE	5 lb bag					2.97 - 5.99	23	4.55		3.99 - 5.99	211	5.90	
Potatoes	YELLOW TYPE	per lb	1.29 - 1.49	28	1.35									

VEGETABLES

Asparagus	GREEN	per lb	2.99 - 4.49	137	3.26		3.49 - 3.99	765	3.64		2.99 - 3.99	238	3.02	
Beans	ROUND GREEN TYPE	12 oz bag	2.50 - 3.50	347	2.74									
Beans	ROUND GREEN TYPE	per lb	0.99 - 2.99	904	1.61	26	1.49 - 1.99	126	1.79		0.98 - 2.49	397	1.47	43
Beets		per bunch	2.50 - 2.99	137	2.86	74	2.99	40	2.99	100				
Beets		per lb					0.99	34	0.99		0.49	22	0.49	100
Broccoli		per bunch	1.50 - 2.49	231	2.37	80	1.99 - 2.99	1281	2.96		3.49	15	3.49	
Broccoli		per lb	1.69	413	1.69						1.69 - 2.49	23	1.90	
Broccoli	CROWN CUT	per lb	0.99 - 2.49	1033	1.46		1.49 - 2.79	1202	1.60		1.99 - 2.99	171	2.74	
Brussels Sprouts		12 oz bag	2.50	185	2.50									
Brussels Sprouts		per lb									1.79	8	1.79	
Cabbage	RED TYPE	per lb									0.89	96	0.89	100
Cabbage	ROUND GREEN TYPE	per lb	0.49 - 0.89	1255	0.75	74	0.49 - 0.78	192	0.60	25	0.33 - 0.79	443	0.66	90
Cactus Leaf (Nopales)		per lb									0.99	14	0.99	

Wtd Avg - Simple weighted average



Commodity	Variety	Unit	NORTHEAST U.S.				SOUTHEAST U.S.				MIDWEST U.S.			
			Price Range	Number of Ads	Wtd Avg Price	% Marked Local	Price Range	Number of Ads	Wtd Avg Price	% Marked Local	Price Range	Number of Ads	Wtd Avg Price	% Marked Local
Carrots		2 lb bag	2.00	20	2.00		1.50	34	1.50		2.19	9	2.19	
Carrots		per bunch	2.99	9	2.99									
Carrots		per lb	0.99	38	0.99									
Carrots	BABY PEELED	1 lb bag	1.19 - 1.69	593	1.51		1.19 - 1.69	279	1.47		0.98 - 1.66	301	1.33	
Carrots	BABY PEELED	2 lb bag	1.99 - 3.49	337	2.28		1.99	74	1.99		2.88	9	2.88	
Cauliflower		each	1.99 - 3.99	708	2.53		2.99 - 3.79	1322	3.02		0.79 - 3.49	276	2.81	
Cauliflower		per lb									0.99 - 1.49	148	1.04	
Celery		each	0.98 - 1.99	451	1.56		0.98 - 1.79	1336	1.65		0.88 - 1.50	291	1.40	
Celery	HEARTS	per package	1.99 - 2.99	236	2.47		2.49	37	2.49					
Chayote		each	0.67	9	0.67									
Cilantro		per bunch									0.49 - 0.69	31	0.57	
Collards		per bunch					0.99 - 1.29	40	1.01		1.99	11	1.99	
Collards		per lb	0.99 - 1.49	61	1.37	60	1.49	40	1.49	100				
Corn-Sweet		each	0.25 - 0.69	2033	0.45	52	0.20 - 0.99	2523	0.51	2	0.24 - 0.83	739	0.44	42
Corn-Sweet		trays 4-5 ears film wrapped	2.50 - 5.00	1012	4.62	18	2.50 - 5.00	838	2.98		2.99 - 4.99	303	4.02	4
Cucumbers		each	0.50 - 0.83	1231	0.71	40	0.50 - 0.89	533	0.69		0.50 - 1.00	525	0.81	35
Cucumbers	LONG SEEDLESS - Greenhouse	each	0.89 - 2.29	1251	1.49		0.99 - 2.00	1433	1.95		0.97 - 1.69	328	1.38	
Eggplant		each									1.90 - 2.49	25	2.32	36
Eggplant		per lb	0.99 - 1.99	733	1.20	46	0.99	40	0.99	100	0.99 - 1.29	30	1.15	
Garlic		per sleeve	2.00	65	2.00									
Jalapeno Peppers		per lb	1.69	27	1.69						0.79 - 1.59	631	1.54	
Kale		per bunch					1.29	3	1.29		1.88 - 1.89	18	1.88	50
Kale		per lb	0.99 - 1.49	61	1.37	60	1.49	40	1.49	100				
Lettuce	Boston	each	1.29	19	1.29	100					1.99	22	1.99	
Lettuce	Green Leaf	each	1.29 - 1.99	272	1.87	45	0.99 - 1.99	86	1.84		1.69	8	1.69	
Lettuce	Green Leaf	per lb	0.99 - 1.99	208	1.49	91					0.99 - 1.99	148	1.80	90
Lettuce	Iceberg	each	0.99 - 2.00	754	1.74		0.79 - 1.99	109	1.49		0.69 - 1.99	341	1.54	
Lettuce	Red Leaf	each	1.29 - 1.99	251	1.92	52	1.99	73	1.99		0.99 - 1.69	14	1.39	
Lettuce	Red Leaf	per lb	0.99 - 1.99	208	1.49	91					0.99 - 1.99	148	1.80	90
Lettuce	Romaine	each	1.29 - 1.50	349	1.43	64					0.99 - 1.69	44	1.12	
Lettuce	Romaine	per lb	0.99 - 1.99	365	1.61	48					0.99 - 1.29	50	1.11	72
Lettuce	Romaine (Hearts)	3 count	2.49 - 3.99	131	2.78		2.50 - 3.99	792	3.42		1.50 - 3.50	294	2.89	
Mixed Mini Sweet Peppers		1 lb package	3.99 - 4.49	15	4.29		3.99	15	3.99					
Mushrooms	CREMINI	8 oz package	2.50 - 2.99	39	2.69		1.29 - 2.50	861	1.71		1.99 - 3.00	351	2.34	
Mushrooms	PORTOBELLA	6 oz package	1.99 - 3.99	359	3.80						2.99	14	2.99	
Mushrooms	PORTOBELLA	per lb									2.49	7	2.49	
Mushrooms	WHITE	12 oz tray wrapped					3.00	1195	3.00					
Mushrooms	WHITE	8 oz package	1.29 - 2.29	940	1.69		1.29 - 2.99	667	2.18		1.50 - 3.00	504	2.13	

Wtd Avg - Simple weighted average



Commodity	Variety	Unit	NORTHEAST U.S.				SOUTHEAST U.S.				MIDWEST U.S.			
			Price Range	Number of Ads	Wtd Avg Price	% Marked Local	Price Range	Number of Ads	Wtd Avg Price	% Marked Local	Price Range	Number of Ads	Wtd Avg Price	% Marked Local
Mushrooms	WHITE	per lb									1.98 - 3.99	35	3.53	
Mustard		per bunch									1.99	11	1.99	
Onions, Green		per bunch	0.79 - 0.89	61	0.85	27	0.75 - 0.79	12	0.76	75	0.50 - 0.99	150	0.85	8
Peppers (Bell Type)	GREEN	each	1.49	204	1.49		0.88 - 1.25	116	0.95		0.67 - 1.50	375	0.91	10
Peppers (Bell Type)	GREEN	per lb	0.99 - 1.99	887	1.38	18	0.78 - 1.79	29	0.88		1.69	10	1.69	
Peppers (Bell Type)	ORANGE - Greenhouse	each					1.67	74	1.67					
Peppers (Bell Type)	ORANGE	each	1.67 - 2.99	315	1.75		1.67	228	1.67		0.99 - 1.67	221	1.36	
Peppers (Bell Type)	ORANGE	per lb									2.99	14	2.99	
Peppers (Bell Type)	RED - Greenhouse	each					1.67	74	1.67					
Peppers (Bell Type)	RED	each	1.67 - 2.99	315	1.75		0.99 - 1.67	230	1.66		0.99 - 1.67	260	1.30	
Peppers (Bell Type)	RED	per lb	1.49	9	1.49						2.99	14	2.99	
Peppers (Bell Type)	YELLOW - Greenhouse	each					1.67	74	1.67					
Peppers (Bell Type)	YELLOW	each	1.67 - 2.99	315	1.75		1.67	228	1.67		0.99 - 1.67	221	1.36	
Peppers (Bell Type)	YELLOW	per lb									2.99	14	2.99	
Radishes		6-oz film bags									0.99	14	0.99	
Radishes		per bunch	0.99 - 2.00	48	1.60	18					0.77 - 0.99	46	0.87	28
Salad (Mixed Types)		1 lb package					2.50	46	2.50					
Salad (Mixed Types)		10-12 oz package	1.99 - 3.99	1030	2.84		0.88 - 3.99	346	2.78		1.49 - 3.50	853	2.71	
Salad (Mixed Types)		5-9 oz package	2.49 - 3.99	1425	2.83		2.49 - 3.00	203	2.83		2.00 - 3.00	731	2.85	
Serrano Peppers		per lb									0.79 - 1.59	62	1.19	14
Spinach	FLAT TYPE	5-7 oz package									2.39 - 3.00	40	2.73	
Spinach	FLAT TYPE	8-10 oz package	3.50	19	3.50		3.50	366	3.50		1.99 - 3.50	69	2.56	
Squash	Kabocha	per lb	1.29	34	1.29									
Squash	Yellow Crookneck/Straightneck	per lb	0.89 - 1.99	2155	1.48	68	0.99 - 1.69	622	1.49	1	0.88 - 1.99	471	1.39	63
Squash	Zucchini	per lb	0.89 - 1.99	2109	1.51	67	0.99 - 1.69	614	1.50	1	0.88 - 1.99	1067	1.43	28
Sweet Potatoes		per lb	0.79 - 0.99	72	0.97	33	0.79 - 0.99	296	0.96		0.99 - 1.19	23	1.07	
Swiss Chard		per bunch									2.98	9	2.98	
Tomatillos		per lb									0.69 - 1.59	70	1.02	12
Tomatoes		per lb	1.29 - 3.99	572	2.64	64	0.99 - 2.98	113	1.75	22	0.98 - 1.99	125	1.45	50
Tomatoes	Cherry Type	1 pint package									3.50 - 3.99	87	3.84	
Tomatoes	Cherry Type	10 oz package	2.50	78	2.50						2.99	10	2.99	
Tomatoes	GRAPE TYPE	1 pint package	1.67 - 3.00	270	2.32	8	1.79 - 3.00	1560	2.58		1.50 - 3.50	179	2.45	8
Tomatoes	GRAPE TYPE	10 oz package	2.50 - 3.34	321	3.00		1.50 - 3.00	87	2.90		1.50 - 3.50	89	2.38	31
Tomatoes	Plum Type (Roma)	per lb	1.29 - 1.69	204	1.66		0.89 - 1.49	63	1.39		0.88 - 1.68	170	1.31	

Wtd Avg - Simple weighted average



Commodity	Variety	Unit	NORTHEAST U.S.				SOUTHEAST U.S.				MIDWEST U.S.			
			Price Range	Number of Ads	Wtd Avg Price	% Marked Local	Price Range	Number of Ads	Wtd Avg Price	% Marked Local	Price Range	Number of Ads	Wtd Avg Price	% Marked Local
Tomatoes	VINE RIPES - Greenhouse	per lb	1.99	24	1.99		1.99	228	1.99		2.49	9	2.49	100
Tomatoes	VINE RIPES	per lb	1.49 - 2.49	217	2.02	81	1.29 - 1.99	489	1.80	4	0.99 - 2.99	220	1.81	68
Tomatoes	Vine Ripes - Heirloom Varieties - Greenhouse	per lb	2.99 - 3.99	164	3.08	4								
Tomatoes	VINE RIPES - ON THE VINE - Greenhouse	per lb	0.99 - 1.99	963	1.66		1.28 - 2.49	2297	1.80	16	0.99 - 2.99	322	1.72	1
Turnip Tops		per bunch					0.99	37	0.99		1.99	11	1.99	
OTHER SPECIALTY CROP ITEMS														
Hemp Protein		16 oz	14.99	9	14.99		14.99	52	14.99					
Hemp Protein		32 oz									21.99	60	21.99	
Hemp Seeds Shelled		16 oz	14.39	122	14.39		14.39	86	14.39		13.99 - 14.39	127	14.20	
Hemp Seeds Shelled		8 oz	6.99 - 9.99	158	8.56		5.35 - 9.99	212	7.76					
SEASONAL ITEMS														
Ornamentals	Rose, Hybrid Tea	bunched 10s					9.99	74	9.99					
Ornamentals	Rose, Hybrid Tea	bunched 12s	10.98 - 11.99	202	11.08		10.98	14	10.98		7.97 - 9.99	97	9.02	
Ornamentals	Tulips	bunched 10s	6.99	72	6.99									

Wtd Avg - Simple weighted average



Commodity	Variety	Unit	SOUTH CENTRAL U.S.				SOUTHWEST U.S.				NORTHWEST U.S.				
			Price Range	Number of Ads	Wtd Avg Price	% Marked Local	Price Range	Number of Ads	Wtd Avg Price	% Marked Local	Price Range	Number of Ads	Wtd Avg Price	% Marked Local	
FRUIT															
Apples	Envy	per lb										1.98 - 1.99	212	1.99	38
Apples	Fuji	3 lb bag	1.99 - 2.50	333	2.45										
Apples	Fuji	per lb					0.97 - 1.99	933	1.52			0.89 - 1.29	21	1.10	
Apples	Gala/Royal Gala	3 lb bag	1.99 - 4.44	400	2.76										
Apples	Gala/Royal Gala	per lb					1.99	171	1.99	9					
Apples	Granny Smith	3 lb bag	1.99	30	1.99										
Apples	Granny Smith	per lb	1.29	107	1.29		0.50 - 0.88	114	0.75			0.98	9	0.98	
Apples	Honeycrisp	3 lb bag	1.99 - 2.99	36	2.16										
Apples	Honeycrisp	5 lb bag	4.99	12	4.99										
Apples	Honeycrisp	per lb	0.79 - 1.99	369	1.09		1.99	73	1.99			1.49 - 1.99	27	1.92	85
Apples	Pink Lady/Cripps Pink	per lb	0.99 - 1.39	173	1.01		0.99	47	0.99			1.49	4	1.49	
Apples	Red Delicious	3 lb bag	2.99	6	2.99										
Apples	Red Delicious	per lb	0.99	16	0.99		0.69 - 0.99	67	0.72						
Apples, Processed	Juice	64 oz (1/2 gallon)	1.50 - 3.00	581	2.27		1.99 - 3.29	303	2.24			2.00 - 3.68	451	2.25	
Apples, Processed	Juice Marked Cider	64 oz (1/2 gallon)					1.99	53	1.99						
Avocados	Hass	each	0.89 - 2.99	318	2.09		0.33 - 2.69	265	1.14			1.25	10	1.25	
Avocados	Hass-Marked Extra Large	each	2.50 - 2.99	47	2.80		1.50 - 2.00	115	1.59			2.00 - 2.50	107	2.38	
Avocados	Hass-Marked Large	each	1.50 - 1.89	110	1.87		1.25 - 2.00	150	1.33			2.50	11	2.50	
Avocados	Hass-Marked Medium	each	0.67 - 0.89	155	0.86		0.67 - 1.50	814	1.13			0.77 - 1.25	145	1.20	
Avocados	Hass-Marked Small	each	0.50 - 0.99	95	0.65										
Avocados	Various Greenskin Varieties	each	2.50	43	2.50										
Bananas		per lb	0.50 - 0.59	107	0.54		0.50 - 0.69	171	0.62			0.79	287	0.79	
Blackberries		5.6-6 oz package	2.50 - 2.99	156	2.69		4.49	8	4.49			2.50	287	2.50	
Blueberries		1 pint (11-12 oz cntr w/ lid)	1.50 - 4.99	1102	2.30		0.99 - 3.99	952	2.21			1.99 - 2.49	95	2.11	
Blueberries		18 oz package	3.98 - 5.49	217	4.30		2.99 - 5.99	855	5.12			2.98 - 4.99	206	4.04	68
Blueberries		6 oz package	1.99	163	1.99		1.67 - 3.00	61	1.84			2.50	287	2.50	
Cactus Pears		each	0.16 - 0.33	254	0.23		0.40	55	0.40						
Cactus Pears		per lb					0.79 - 1.29	15	1.09						
Cantaloupes		each	1.29 - 3.99	978	2.32	9	0.99 - 3.99	793	2.82	59		1.50 - 3.98	24	2.31	37
Cantaloupes		per lb	0.39 - 0.50	79	0.48		0.25 - 0.99	321	0.41	7		0.79 - 0.99	162	0.89	
Cherries	Red Varieties	per lb	3.99 - 4.98	79	4.10							3.99 - 6.99	306	4.18	
Clementines		2 lb bag	2.95	4	2.95		2.95	34	2.95			3.99	287	3.99	
Clementines		3 lb bag	3.98	10	3.98										
Grapes	Black Seedless	per lb	1.69 - 2.69	795	2.01	1	1.68 - 2.99	861	2.11	3		1.98 - 2.49	142	2.42	

Wtd Avg - Simple weighted average



Commodity	Variety	Unit	SOUTH CENTRAL U.S.				SOUTHWEST U.S.				NORTHWEST U.S.			
			Price Range	Number of Ads	Wtd Avg Price	% Marked Local	Price Range	Number of Ads	Wtd Avg Price	% Marked Local	Price Range	Number of Ads	Wtd Avg Price	% Marked Local
Grapes	Red Seedless	per lb	1.19 - 2.98	1335	1.80	3	0.88 - 3.99	1947	2.13	15	1.98 - 3.99	576	3.16	
Grapes	White Seedless Type	per lb	1.49 - 2.98	1081	2.01	3	0.88 - 3.99	1923	2.07	11	1.49 - 3.99	593	3.12	
Honeydews		each	3.99 - 4.43	238	4.13		3.00 - 4.43	461	3.34		3.98 - 4.43	28	4.33	
Honeydews		per lb	0.99	14	0.99		0.99	6	0.99		0.99	61	0.99	
Kiwifruit	Hayward	1-lb containers with lids									4.99	6	4.99	
Kiwifruit	Hayward	each	0.39	103	0.39		0.40	108	0.40					
Kiwifruit	Yellow Flesh	1-lb containers with lids	4.99	6	4.99		3.99 - 4.99	84	4.44		5.99	7	5.99	
Kiwifruit	Yellow Flesh	each					1.49	40	1.49					
Lemons		each	0.50 - 0.60	78	0.52		0.50	146	0.50		0.49	36	0.49	
Lemons		per lb					0.79 - 0.99	107	0.88					
Limes		each	0.08 - 0.50	198	0.23		0.15 - 0.50	675	0.33		0.10 - 0.49	45	0.41	
Limes		per lb					0.89 - 1.50	174	0.98					
Mangoes	Round Varieties	each	0.50 - 1.25	305	0.91		0.33 - 1.50	603	0.83		0.99 - 1.50	37	1.23	
Mangoes	Round Varieties Marked Extra Large	each	0.99 - 1.50	31	1.17		0.99 - 2.50	301	1.24					
Mangoes	Round Varieties Marked Large	each					0.99 - 1.67	366	1.01		0.99	6	0.99	
Mangoes	Round Varieties Marked Medium	each					0.60	13	0.60		0.77	14	0.77	
Mangoes	Yellow Varieties	each	0.20 - 1.10	176	0.63		0.25 - 0.50	148	0.37					
Mangoes	Yellow Varieties Marked Extra Large	each					0.99 - 1.50	97	1.21					
Mangoes	Yellow Varieties Marked Large	each					0.99	2	0.99					
Nectarines	Various White Flesh Varieties	per lb	1.99 - 2.99	340	2.56		1.49 - 2.49	314	1.75	92	1.99 - 3.98	293	2.03	
Nectarines	Various Yellow Flesh Varieties	per lb	0.99 - 2.99	664	2.35	1	0.77 - 3.99	1421	2.15	57	0.98 - 2.99	430	2.19	18
Oranges	Navel	3 lb bag	2.89 - 5.99	305	3.17		2.95	34	2.95					
Oranges	Navel	each	0.44 - 1.25	151	0.72									
Oranges	Navel	per lb	0.79 - 1.99	281	1.56		1.50 - 1.99	25	1.81					
Oranges	Valencia	per lb					1.25 - 1.49	18	1.40					
Papaya	Maradol/Tainung Types	per lb	0.97 - 0.99	126	0.97		0.79 - 1.29	209	0.98		0.88	9	0.88	
Papaya	Solo Type	per lb					0.99	18	0.99					
Peaches	Various White Flesh Varieties	per lb	1.99 - 2.99	349	2.55		1.49 - 2.49	300	1.72	97	1.79 - 3.98	296	2.03	
Peaches	Various Yellow Flesh Varieties	per lb	0.98 - 3.99	1603	2.02		0.77 - 3.99	1350	2.22	51	0.98 - 3.99	523	2.31	15
Pears	Bartlett	per lb	1.88 - 1.99	69	1.98		0.79 - 2.49	190	1.12		1.39 - 2.49	98	1.83	
Pineapples		each	0.99	6	0.99						2.99 - 3.50	154	3.42	
Pineapples		per lb	0.97	65	0.97		0.79 - 0.89	116	0.84					
Plums		per lb	1.29 - 3.49	765	2.13		0.89 - 2.99	442	2.18	33	1.28 - 2.99	383	2.02	
Plums	Interspecific Type	per lb	1.49 - 3.49	294	3.13		2.99 - 3.99	403	3.02	49				

Wtd Avg - Simple weighted average



Commodity	Variety	Unit	SOUTH CENTRAL U.S.				SOUTHWEST U.S.				NORTHWEST U.S.			
			Price Range	Number of Ads	Wtd Avg Price	% Marked Local	Price Range	Number of Ads	Wtd Avg Price	% Marked Local	Price Range	Number of Ads	Wtd Avg Price	% Marked Local
Raspberries		6 oz package					4.49	8	4.49		2.50	287	2.50	
Strawberries		1 lb package	2.50 - 3.99	259	2.80		1.69 - 3.99	696	3.03		2.49 - 3.98	432	2.79	
Strawberries		2 lb package	2.47 - 4.98	432	3.43		3.99	133	3.99		3.49	123	3.49	
Tangelos		each	1.25	29	1.25									
Tangerines/Mandarins		2 lb bag	2.88	60	2.88		5.99	8	5.99		4.99	4	4.99	
Tangerines/Mandarins		3 lb bag	3.77 - 5.99	477	4.84		3.99 - 5.54	549	4.63		5.54	22	5.54	
Tangerines/Mandarins		each	0.60 - 1.50	236	0.85									
Tangerines/Mandarins		per lb	0.97	303	0.97		1.79 - 2.29	123	1.99		2.48 - 2.98	15	2.68	
Watermelons	Red Flesh Seeded Type	each	6.99	18	6.99									
Watermelons	Red Flesh Seeded Type	per lb					0.25 - 0.50	61	0.48					
Watermelons	Red Flesh Seedless Miniature	each	1.99 - 3.99	356	3.69		0.97 - 3.99	375	2.56	32	3.50 - 4.88	179	3.80	
Watermelons	Red Flesh Seedless Type	each	2.95 - 6.99	374	4.77	24	2.95 - 6.99	174	6.10	70	3.99 - 6.99	27	4.43	
Watermelons	Red Flesh Seedless Type	per lb	0.33	14	0.33		0.20 - 0.79	595	0.45	24	0.25 - 0.89	168	0.42	

POTATOES & ONIONS

Onions, Dry	RED	per lb	0.99 - 1.99	21	1.49		0.99	146	0.99	100	1.48	81	1.48	100
Onions, Dry	WHITE	per lb	0.50 - 1.19	279	0.68		0.50 - 0.99	87	0.61					
Onions, Dry	YELLOW	2 lb bag	1.19	130	1.19		1.00	73	1.00					
Onions, Dry	YELLOW	3 lb bag	2.49 - 3.99	278	3.20									
Onions, Dry	YELLOW	per lb					0.33 - 0.50	66	0.47		0.39	17	0.39	
Onions, Dry	YELLOW MARKED SWEET	3 lb bag	3.49 - 3.99	63	3.76									
Onions, Dry	YELLOW MARKED SWEET	5 lb bag	3.99	6	3.99									
Onions, Dry	YELLOW MARKED SWEET	per lb	0.69 - 1.49	445	1.18		1.38	20	1.38		0.98 - 1.49	124	1.10	56
Potatoes	ROUND RED	3 lb bag	2.99	68	2.99									
Potatoes	ROUND RED	5 lb bag	2.97 - 2.99	76	2.97	21	3.99	169	3.99					
Potatoes	ROUND RED	per lb	1.00	9	1.00	100	0.69	9	0.69		0.79	23	0.79	
Potatoes	RUSSET	10 lb bag	2.97 - 3.99	267	3.58		1.99 - 2.00	129	1.99		2.99	10	2.99	
Potatoes	RUSSET	5 lb bag	1.49 - 2.99	341	1.87	10	0.88 - 2.49	345	2.12		0.88 - 1.29	96	1.22	63
Potatoes	RUSSET	per lb	0.59 - 1.29	233	1.12		0.49 - 1.79	164	1.69		0.49 - 1.19	48	0.87	18
Potatoes	YELLOW TYPE	3 lb bag	2.99	68	2.99									
Potatoes	YELLOW TYPE	5 lb bag	2.97 - 5.99	154	3.80	33	3.99	169	3.99					
Potatoes	YELLOW TYPE	per lb	1.00	9	1.00	100	1.29	11	1.29					

VEGETABLES

Artichokes		each	1.50	52	1.50									
------------	--	------	------	----	------	--	--	--	--	--	--	--	--	--

Wtd Avg - Simple weighted average



Commodity	Variety	Unit	SOUTH CENTRAL U.S.				SOUTHWEST U.S.				NORTHWEST U.S.			
			Price Range	Number of Ads	Wtd Avg Price	% Marked Local	Price Range	Number of Ads	Wtd Avg Price	% Marked Local	Price Range	Number of Ads	Wtd Avg Price	% Marked Local
Asparagus	GREEN	per lb	2.99 - 4.99	408	3.31		3.49	223	3.49		1.99 - 3.49	362	2.30	
Beans	ROUND GREEN TYPE	per lb	1.79	107	1.79		2.49	8	2.49		1.49 - 1.98	23	1.62	
Beets		per lb					0.69 - 0.79	51	0.71					
Broccoli		per bunch	2.50 - 2.99	34	2.86		2.69	8	2.69					
Broccoli		per lb					1.29	9	1.29					
Broccoli	CROWN CUT	per lb	1.57 - 2.49	108	2.09		1.59	15	1.59		0.99 - 1.99	96	1.81	
Brussels Sprouts		per lb	1.79	107	1.79									
Cabbage	ROUND GREEN TYPE	per lb	0.50 - 0.79	255	0.70		0.39 - 0.99	279	0.79	52	0.48	9	0.48	
Cactus Leaf (Nopales)		each					0.33	61	0.33					
Cactus Leaf (Nopales)		per lb	0.77	11	0.77									
Carrots		5 lb film bag					3.00	97	3.00					
Carrots		per lb	0.79 - 0.89	79	0.81		0.59 - 0.99	119	0.77					
Carrots	BABY PEELED	1 lb bag	1.19 - 1.29	132	1.20		0.88 - 1.99	67	1.13		0.88 - 1.99	152	1.45	
Cauliflower		each	2.50 - 2.99	183	2.77		1.99	9	1.99		3.98	6	3.98	
Cauliflower		per lb					0.69 - 1.09	132	0.86		0.99	17	0.99	
Celery		each	0.79 - 1.49	233	1.06		0.50 - 1.99	8	0.87		1.79	23	1.79	
Celery		per lb									0.99	9	0.99	
Celery	HEARTS	per package	1.99	6	1.99		2.50	40	2.50		2.00	11	2.00	
Chayote		each					0.50	61	0.50					
Chayote		per lb	0.89	65	0.89									
Cilantro		per bunch	0.50 - 1.19	59	0.93		0.33 - 0.99	257	0.76	56				
Corn-Sweet		each	0.25 - 0.80	598	0.50	3	0.25 - 0.80	721	0.63	45	0.33 - 1.00	145	0.56	59
Corn-Sweet		trays 4-5 ears film wrapped	2.99 - 4.49	212	3.88		4.99 - 5.99	227	5.17	10	4.99 - 5.99	64	5.04	
Cucumbers		each	0.33 - 0.99	455	0.64	2	0.20 - 1.29	539	0.59	27	0.33 - 1.29	37	1.05	
Cucumbers	LONG SEEDLESS - Greenhouse	each	0.99 - 1.88	87	1.78		0.99 - 1.99	50	1.16					
Eggplant		each	2.49	10	2.49									
Eggplant		per lb	1.99	7	1.99									
Garlic		per sleeve	1.67 - 1.69	79	1.69						1.51	9	1.51	
Jalapeno Peppers		per lb	0.49 - 1.69	641	1.08		0.33 - 1.49	672	1.01	21	0.98 - 0.99	32	0.98	
Lettuce	Green Leaf	each	1.69	107	1.69		0.98 - 1.59	136	1.02		1.67 - 2.50	138	1.71	94
Lettuce	Iceberg	each	0.99 - 1.79	361	1.56		0.50 - 1.49	87	0.96		1.50 - 1.99	27	1.61	
Lettuce	Red Leaf	each	0.79 - 1.69	113	1.64		0.59 - 1.59	145	0.97		1.67 - 2.50	138	1.71	94
Lettuce	Romaine	each	1.69	107	1.69		0.98 - 0.99	128	0.98		1.67 - 2.50	138	1.71	94
Lettuce	Romaine (Hearts)	3 count	1.99 - 3.49	111	3.09		1.99 - 3.99	196	3.60		1.99 - 2.99	54	2.58	
Mixed Mini Sweet Peppers		1 lb package									4.79	79	4.79	
Mushrooms	CREMINI	8 oz package	2.00	167	2.00		2.00	34	2.00		2.50	36	2.50	
Mushrooms	PORTOBELLA	6 oz package	2.49 - 3.49	55	3.33									

Wtd Avg - Simple weighted average



National Retail Report - Specialty Crops
Friday, August 9, 2024 - Page 22

Mushrooms	WHITE	8 oz package	1.29 - 2.00	359	1.46	14	1.49 - 2.00	42	1.90		1.98 - 2.50	63	2.26
Mushrooms	WHITE	per lb	3.99	9	3.99								
Onions, Green		per bunch	0.50 - 0.98	70	0.74		0.33 - 0.99	253	0.77	57	0.49 - 0.99	81	0.71
Peppers (Bell Type)	GREEN	each	0.57 - 1.29	242	0.73	13	0.99	146	0.99	100	0.99	23	0.99
Peppers (Bell Type)	GREEN	per lb					1.49	40	1.49				
Peppers (Bell Type)	ORANGE - Greenhouse	each	0.99 - 1.50	86	1.45								
Peppers (Bell Type)	ORANGE	each	1.50	52	1.50						1.25 - 2.50	435	2.08
Peppers (Bell Type)	RED - Greenhouse	each	0.99 - 1.50	86	1.45								
Peppers (Bell Type)	RED	each	0.99 - 1.50	72	1.46		0.99	146	0.99	100	1.25 - 1.50	435	1.26
Peppers (Bell Type)	YELLOW - Greenhouse	each	0.99 - 1.50	86	1.45								
Peppers (Bell Type)	YELLOW	each	1.50	52	1.50						1.25 - 2.50	435	2.08
Radishes		per bunch					0.50 - 0.99	108	0.80	61			
Salad (Mixed Types)		1 lb package					1.99	8	1.99				
Salad (Mixed Types)		10-12 oz package	2.00 - 3.49	202	2.56		1.50 - 3.50	137	2.53		1.49 - 3.50	60	2.60
Salad (Mixed Types)		5-9 oz package	2.00 - 3.49	287	2.77		3.00 - 3.50	237	3.02		3.00 - 3.89	179	3.58
Serrano Peppers		per lb	0.89 - 0.98	74	0.90		0.79 - 1.19	23	0.98				
Spinach		per bunch					0.89 - 0.99	70	0.90				
Spinach	FLAT TYPE	5-7 oz package	1.99 - 2.99	21	2.56						3.88	36	3.88
Spinach	FLAT TYPE	8-10 oz package	2.00 - 3.50	52	2.84		0.99	42	0.99				
Squash	GREY	per lb	1.29	16	1.29		0.50 - 0.99	210	0.96				
Squash	Kabocha	per lb					1.29	40	1.29				
Squash	Yellow Crookneck/Straightneck	per lb	0.88 - 1.99	174	1.62		1.49 - 1.99	276	1.89	97	1.29 - 1.49	27	1.36
Squash	Zucchini	per lb	0.88 - 1.99	520	1.23		0.34 - 1.99	504	1.46	53	0.99 - 1.69	121	1.53
Sweet Potatoes		per lb	0.79 - 1.29	89	0.91		0.69	9	0.69				
Tomatillos		per lb	0.89 - 0.99	108	0.93		0.60 - 0.99	243	0.93				
Tomatoes		per lb	0.98 - 2.99	431	1.83	20	0.79 - 2.99	466	2.43		1.68 - 1.99	65	1.81
Tomatoes	Cherry Type	10 oz package									1.99	61	1.99
Tomatoes	GRAPE TYPE	1 pint package					0.99	8	0.99				
Tomatoes	GRAPE TYPE	10 oz package	1.50 - 2.50	31	2.31								
Tomatoes	Plum Type (Roma)	per lb	0.89 - 1.79	105	1.23		0.69 - 2.99	349	0.94		1.49 - 2.99	32	2.52
Tomatoes	VINE RIPES - Greenhouse	per lb	1.99 - 2.99	202	2.10	11					1.69	79	1.69
Tomatoes	VINE RIPES	per lb	1.59 - 2.49	98	1.92	12							
Tomatoes	Vine Ripes - Heirloom Varieties - Greenhouse	per lb	3.99	23	3.99	100	5.69	8	5.69				
Tomatoes	VINE RIPES - ON THE VINE - Greenhouse	per lb	1.79 - 1.89	262	1.84		2.69	8	2.69				

Wtd Avg - Simple weighted average



Commodity	Variety	Unit	SOUTH CENTRAL U.S.				SOUTHWEST U.S.				NORTHWEST U.S.			
			Price Range	Number of Ads	Wtd Avg Price	% Marked Local	Price Range	Number of Ads	Wtd Avg Price	% Marked Local	Price Range	Number of Ads	Wtd Avg Price	% Marked Local
OTHER SPECIALTY CROP ITEMS														
Hemp Protein		16 oz	14.99	107	14.99		14.99	184	14.99		14.99	4	14.99	
Hemp Seeds Shelled		7 oz	8.79	75	8.79									
Hemp Seeds Shelled		8 oz	8.49 - 9.99	182	9.37		9.99	184	9.99		8.49 - 9.99	26	8.72	
SEASONAL ITEMS														
Ornamentals	Chrysanthemums	6 inch pot	10.99	31	10.99									
Ornamentals	Rose, Hybrid Tea	bunched 10s					9.99	122	9.99					
Ornamentals	Rose, Hybrid Tea	bunched 12s	9.99 - 12.99	121	10.34		13.00	42	13.00		12.99 - 14.99	32	14.43	

Wtd Avg - Simple weighted average



Commodity	Variety	Unit	ALASKA U.S.				HAWAII U.S.			
			Price Range	Number of Ads	Wtd Avg Price	% Marked Local	Price Range	Number of Ads	Wtd Avg Price	% Marked Local
FRUIT										
Apples	Fuji	3 lb bag	3.49 - 7.49	29	7.35					
Apples	Fuji	per lb				1.29 - 1.89	11	1.67		
Apples	Gala/Royal Gala	3 lb bag	3.99 - 7.49	39	6.50					
Apples	Granny Smith	3 lb bag	3.49 - 7.49	29	7.35					
Apples	Honeycrisp	3 lb bag	7.49	28	7.49					
Apples	Honeycrisp	per lb	1.79	2	1.79					
Apples	Pink Lady/Cripps Pink	per lb	1.79	2	1.79					
Apples	Red Delicious	3 lb bag	7.49	28	7.49	5.29	7	5.29		
Apples, Processed	Juice	64 oz (1/2 gallon)	2.50 - 4.79	24	2.92					
Avocados	Hass	each	2.88	3	2.88					
Avocados	Hass-Marked Extra Large	each	3.99	9	3.99					
Avocados	Hass-Marked Large	each	2.49	1	2.49					
Bananas		per lb				1.19	3	1.19		
Blackberries		5.6-6 oz package	3.00 - 3.29	12	3.02					
Blueberries		18 oz package	4.50 - 5.49	3	5.16					
Blueberries		6 oz package	2.59 - 3.00	13	2.94	3.99	4	3.99		
Cantaloupes		each	4.79	11	4.79					
Cantaloupes		per lb	1.29	1	1.29	0.99 - 1.99	33	1.24		
Cherries	Red Varieties	per lb	4.99 - 5.99	22	5.49	3.99	2	3.99		
Clementines		2 lb bag	4.49	11	4.49					
Grapefruit	RED	5 lb bag	8.99	11	8.99					
Grapes	Black Seedless	per lb	3.49	11	3.49	2.49	23	2.49		
Grapes	Red Seedless	per lb	2.99 - 4.99	34	4.09	2.49 - 3.99	57	3.11		
Grapes	White Seedless Type	per lb	2.99 - 4.99	34	4.09	2.49 - 3.49	50	2.99		
Honeydews		each				6.21	4	6.21		
Honeydews		per lb				0.99	27	0.99		
Kiwifruit	Yellow Flesh	1-lb containers with lids				4.99	46	4.99		
Lemons		2 lb bag				5.99	7	5.99		
Lemons		each	0.69	1	0.69	1.25	23	1.25		
Mangoes	Round Varieties	each	2.18	3	2.18					
Nectarines	Various White Flesh Varieties	per lb	2.49	11	2.49	2.99	27	2.99		
Nectarines	Various Yellow Flesh Varieties	per lb	2.49 - 3.99	25	3.22	5.49	23	5.49		
Oranges	Navel	4 lb bag	7.99	11	7.99					
Oranges	Navel	per lb	1.99	11	1.99					
Papaya	Solo Type	per lb				1.49	23	1.49	100	

Wtd Avg - Simple weighted average



Commodity	Variety	Unit	ALASKA U.S.				HAWAII U.S.			
			Price Range	Number of Ads	Wtd Avg Price	% Marked Local	Price Range	Number of Ads	Wtd Avg Price	% Marked Local
Peaches	Various White Flesh Varieties	per lb	2.49	11	2.49		3.49	7	3.49	
Peaches	Various Yellow Flesh Varieties	per lb	2.49 - 3.99	25	3.22		5.49	23	5.49	
Pears	Bartlett	2 lb bag	4.89	11	4.89					
Pears	Bartlett	per lb	1.69	2	1.69					
Pineapples		each					3.99	2	3.99	
Pineapples		per lb					0.79	23	0.79	100
Plums		per lb	2.48 - 2.49	14	2.49		3.99	33	3.99	
Plums	Interspecific Type	per lb	2.99	11	2.99					
Raspberries		6 oz package	3.00 - 4.49	12	3.12					
Strawberries		1 lb package	3.00 - 4.99	14	3.25		3.99 - 5.99	7	4.85	
Strawberries		2 lb package	5.99	11	5.99					
Tangerines/Mandarins		2 lb bag	5.79	1	5.79		5.29	3	5.29	
Tangerines/Mandarins		3 lb bag					7.76	4	7.76	
Watermelons	Red Flesh Seedless Type	each	8.99	11	8.99					
Watermelons	Red Flesh Seedless Type	per lb	0.99 - 1.19	3	1.12		1.19	33	1.19	

POTATOES & ONIONS

Onions, Dry	RED	per lb	2.49	28	2.49		2.59	7	2.59	
Onions, Dry	WHITE	per lb	2.49	28	2.49					
Onions, Dry	YELLOW	per lb	0.98	3	0.98					
Onions, Dry	YELLOW MARKED SWEET	per lb	1.59 - 2.49	32	2.38					
Potatoes	ROUND RED	5 lb bag	6.49	2	6.49					
Potatoes	RUSSET	per lb					1.19	7	1.19	
Potatoes	YELLOW TYPE	per lb					1.49	2	1.49	

VEGETABLES

Asparagus	GREEN	per lb	2.99	11	2.99					
Beans	ROUND GREEN TYPE	per lb	2.99	1	2.99					
Broccoli	CROWN CUT	per lb	2.59 - 2.79	12	2.77		2.99	23	2.99	
Carrots		1 lb bag					1.19	3	1.19	
Carrots	BABY PEELED	1 lb bag	3.49	28	3.49					
Carrots	BABY PEELED	2 lb bag					4.99	7	4.99	
Cauliflower		per lb					2.99	23	2.99	
Celery		per lb	1.48 - 1.79	14	1.72		1.09	3	1.09	
Chinese Cabbage		per lb	1.78	3	1.78		1.29	4	1.29	
Corn-Sweet		each	1.29 - 1.50	10	1.48					
Corn-Sweet		trays 4-5 ears film wrapped	6.99	11	6.99					
Cucumbers		each	0.89	2	0.89					

Wtd Avg - Simple weighted average



Commodity	Variety	Unit	ALASKA U.S.				HAWAII U.S.			
			Price Range	Number of Ads	Wtd Avg Price	% Marked Local	Price Range	Number of Ads	Wtd Avg Price	% Marked Local
Cucumbers	LONG SEEDLESS - Greenhouse	each	1.50	11	1.50					
Lettuce	Green Leaf	per lb					1.49	7	1.49	
Lettuce	Iceberg	each	3.99	28	3.99					
Lettuce	Romaine (Hearts)	3 count	4.59	2	4.59					
Mixed Mini Sweet Peppers		1 lb package	3.99	9	3.99					
Peppers (Bell Type)	GREEN	each	1.29	2	1.29					
Peppers (Bell Type)	ORANGE	each	1.50 - 1.67	20	1.59					
Peppers (Bell Type)	ORANGE	per lb	3.99	1	3.99					
Peppers (Bell Type)	RED	each	1.50 - 1.67	20	1.59					
Peppers (Bell Type)	RED	per lb	3.99	1	3.99					
Peppers (Bell Type)	YELLOW	each	1.50 - 1.67	20	1.59					
Peppers (Bell Type)	YELLOW	per lb	3.99	1	3.99					
Squash	Acorn	per lb	1.39	1	1.39					
Squash	Butternut	per lb	1.39	1	1.39					
Squash	Kabocha	per lb	1.39	1	1.39		1.29	4	1.29	
Squash	Spaghetti	per lb	1.39	1	1.39					
Squash	Yellow Crookneck/Straightneck	per lb	3.99	28	3.99					
Squash	Zucchini	per lb	3.99	28	3.99					
Sweet Potatoes		per lb	1.58	3	1.58					
Tomatoes		per lb	2.79	2	2.79		2.29 - 2.99	30	2.92 90	
Tomatoes	VINE RIPES - ON THE VINE - Greenhouse	per lb	2.79 - 3.49	39	3.29					
OTHER SPECIALTY CROP ITEMS										
Hemp Seeds Shelled		8 oz	8.24	11	8.24		10.19	4	10.19	

Wtd Avg - Simple weighted average



NATIONAL ORGANIC SUMMARY

(not including AK & HI)

Fruit								
Commodity	Variety	Unit	THIS WEEK		LAST WEEK		LAST YEAR	
			Number of Ads	Wtd Avg Price	Number of Ads	Wtd Avg Price	Number of Ads	Wtd Avg Price
Apples	Fuji	2 lb bag	370	4.60	190	4.99	20	4.99
Apples	Fuji	3 lb bag	221	4.02				
Apples	Fuji	per lb	328	1.64	112	1.87	2	1.89
Apples	Gala/Royal Gala	2 lb bag	1,724	4.09	190	4.99	98	4.13
Apples	Gala/Royal Gala	3 lb bag	34	6.99				
Apples	Gala/Royal Gala	per lb	8	1.99	9	2.18	478	2.11
Apples	Granny Smith	2 lb bag	146	3.99	303	1.77		
Apples	Granny Smith	3 lb bag	34	6.99				
Apples	Granny Smith	per lb	258	1.69				
Apples	Honeycrisp	2 lb bag	75	4.99	1,020	4.99		
Apples	Honeycrisp	3 lb bag	9	4.98				
Apples	Honeycrisp	per lb	676	2.70	476	3.49	346	3.13
Apples	Pink Lady/Cripps Pink	per lb	22	1.99			8	2.79
Apples, Processed	Juice	64 oz (1/2 gallon)	68	3.00	126	3.43	172	3.77
Avocados	Hass	each	344	1.48	250	1.61	2,217	1.81
Avocados	Hass-Marked Extra Large	each	18	3.30				
Bananas		per lb	349	0.90	534	0.87	80	0.83
Blackberries		1 pint (11-12 oz cntr w/ lid)	115	2.50	231	5.52		
Blackberries		5.6-6 oz package	2,189	3.77	1,144	4.21	579	2.84
Blueberries		1 pint (11-12 oz cntr w/ lid)	1,144	3.75	2,681	3.48		
Blueberries		18 oz package	1,654	6.53	367	7.80	433	6.99
Blueberries		6 oz package	1,397	3.51	896	4.30	1,302	3.35
Cantaloupes		each	548	4.33	497	4.32	330	4.23
Cantaloupes		per lb	27	1.69	27	1.49	42	1.15
Cherries	Red Varieties	per lb	107	3.99	22	4.99		
Grapes	Black Seedless	per lb	694	3.37	481	3.34	344	4.94
Grapes	Red Seedless	per lb	3,128	3.13	3,069	3.07	2,841	3.04
Grapes	White Seedless Type	per lb	2,964	3.14	3,168	3.05	2,648	3.03
Honeydews		each	31	7.51	20	4.99	29	4.92
Kiwifruit	Yellow Flesh	1-lb containers with lids	517	3.89	751	4.34		
Lemons		1 lb bag	72	3.99				
Lemons		2 lb bag	21	5.66			92	3.99
Mangoes	Round Varieties	each	75	2.19	127	1.26		

Wtd Avg - Simple weighted average



Commodity	Variety	Unit	THIS WEEK		LAST WEEK		LAST YEAR	
			Number of Ads	Wtd Avg Price	Number of Ads	Wtd Avg Price	Number of Ads	Wtd Avg Price
Mangoes	Round Varieties Marked Large	each	7	1.99	7	1.99		
Nectarines	Various Yellow Flesh Varieties	per lb	175	3.60	373	3.76	3,109	2.97
Oranges	Valencia	each	38	1.25				
Oranges	Valencia	per lb	11	1.99	11	1.99	2	2.29
Peaches	Various White Flesh Varieties	per lb	8	4.99	45	4.25	1,067	2.64
Peaches	Various Yellow Flesh Varieties	per lb	794	3.82	835	3.87	2,682	2.91
Pears	Bartlett	per lb	16	2.49				
Plums		per lb	79	3.95	19	3.99	707	3.35
Plums	Interspecific Type	per lb	11	3.99	19	2.99	11	3.99
Raspberries		6 oz package	1,750	3.75	755	4.08		
Strawberries		1 lb package	1,238	5.00	1,276	4.70	1,516	4.18
Watermelons	Red Flesh Seedless Miniature	each	83	4.75	116	4.43	106	5.99
Watermelons	Red Flesh Seedless Type	each	9	10.99			9	6.99
Watermelons	Red Flesh Seedless Type	per lb	117	0.97	42	0.90	23	0.99

Potatoes & Onions

Commodity	Variety	Unit	THIS WEEK		LAST WEEK		LAST YEAR	
			Number of Ads	Wtd Avg Price	Number of Ads	Wtd Avg Price	Number of Ads	Wtd Avg Price
Onions, Dry	RED	per lb	8	2.99				
Onions, Dry	YELLOW	per lb	8	1.79			154	1.49
Onions, Dry	YELLOW MARKED SWEET	per lb	212	1.30	39	1.42		
Potatoes	ROUND RED	3 lb bag	212	3.89			24	4.99
Potatoes	ROUND RED	5 lb bag	34	6.99				
Potatoes	RUSSET	per lb	162	1.51	154	1.49		
Potatoes	YELLOW TYPE	3 lb bag	212	3.89	27	5.99	24	4.99

Vegetables

Commodity	Variety	Unit	THIS WEEK		LAST WEEK		LAST YEAR	
			Number of Ads	Wtd Avg Price	Number of Ads	Wtd Avg Price	Number of Ads	Wtd Avg Price
Artichokes		each	6	3.99				
Beans	ROUND GREEN TYPE	12 oz bag	35	5.45	142	4.07		
Beets		per bunch	204	2.97	13	1.50	234	0.86
Beets		per lb	8	2.69				
Broccoli		per bunch	1,249	3.49	209	3.25	88	3.11
Broccoli		per lb	10	1.99	340	2.46	11	2.49
Broccoli	CROWN CUT	per lb	9	3.49	19	2.99	30	2.28
Carrots		2 lb bag	6	2.98				
Carrots		per bunch	81	3.98			11	2.99

Wtd Avg - Simple weighted average



Commodity	Variety	Unit	THIS WEEK		LAST WEEK		LAST YEAR	
			Number of Ads	Wtd Avg Price	Number of Ads	Wtd Avg Price	Number of Ads	Wtd Avg Price
Carrots		per lb	9	1.48	35	3.00		
Carrots	BABY PEELED	1 lb bag	986	2.14	294	2.67	924	1.88
Cauliflower		each	36	4.74	88	3.99	257	3.90
Cauliflower		per lb	50	1.68	305	2.46	105	2.46
Celery		each	160	1.73	264	2.52	306	2.26
Celery		per lb	17	1.49			17	1.49
Celery	HEARTS	per package	495	3.14	612	3.18		
Cilantro		per bunch	9	1.99	146	1.50	330	1.31
Corn-Sweet		each	16	1.50	16	1.50		
Cucumbers	LONG SEEDLESS - Greenhouse	each	265	2.10	183	1.99	24	2.50
Kale		per bunch	191	2.62	137	2.20	91	1.91
Lettuce	Green Leaf	each	154	1.99	171	1.99	154	1.79
Lettuce	Iceberg	each	1,313	2.56	35	3.49	34	3.69
Lettuce	Red Leaf	each	154	1.99	171	1.99	154	1.79
Lettuce	Romaine	each	138	2.62				
Lettuce	Romaine (Hearts)	3 count	618	3.64	589	4.33	692	4.13
Mixed Mini Sweet Peppers		1 lb package	14	5.49	22	5.26	243	3.98
Mushrooms	CREMINI	8 oz package	142	3.14	483	3.39		
Mushrooms	WHITE	8 oz package	211	3.12	273	3.27	226	3.23
Onions, Green		per bunch	486	1.07	140	1.16	330	0.99
Radishes		per bunch	22	1.50	7	0.99		
Salad (Mixed Types)		1 lb package	169	4.99	25	5.88		
Salad (Mixed Types)		10-12 oz package	913	5.01	292	5.48	109	6.03
Salad (Mixed Types)		5-9 oz package	2,680	3.50	1,436	3.64	3,887	3.14
Spinach	FLAT TYPE	1 lb package	30	4.29	74	5.99	64	5.00
Spinach	FLAT TYPE	5-7 oz package	295	3.62	370	3.83		
Squash	Yellow Crookneck/Straightneck	per lb	145	2.98	8	2.99	268	2.37
Squash	Zucchini	per lb	325	2.45	191	1.96	458	2.00
Swiss Chard		per bunch	6	2.50			20	2.50
Tomatoes		per lb	154	2.49	283	2.41	174	2.55
Tomatoes	GRAPE TYPE	1 pint package	970	3.60	583	2.38	795	2.92
Tomatoes	Plum Type (Roma)	per lb	6	2.99			358	2.99
Tomatoes	VINE RIPES - Greenhouse	per lb	8	3.49			24	2.79
Tomatoes	Vine Ripes - Heirloom Varieties - Greenhouse	per lb	528	4.45	439	4.33	652	4.00

Wtd Avg - Simple weighted average



Other Specialty Crop Items

Commodity	Variety	Unit	THIS WEEK		LAST WEEK		LAST YEAR	
			Number of Ads	Wtd Avg Price	Number of Ads	Wtd Avg Price	Number of Ads	Wtd Avg Price
Hemp (Seed) Oil		16 oz	416	16.70	356	16.99	167	16.98
Hemp Seeds Shelled		12 oz	683	14.46	467	15.11	267	15.06
Hemp Seeds Shelled		16 oz	356	14.99	343	14.99	351	13.67
Hemp Seeds Shelled		7 oz	780	10.81	487	11.29	527	10.58

Wtd Avg - Simple weighted average



REGIONAL ORGANIC DETAILS

Commodity	Variety	Unit	NORTHEAST U.S.				SOUTHEAST U.S.				MIDWEST U.S.			
			Price Range	Number of Ads	Wtd Avg Price	% Marked Local	Price Range	Number of Ads	Wtd Avg Price	% Marked Local	Price Range	Number of Ads	Wtd Avg Price	% Marked Local
FRUIT														
Apples	Fuji	2 lb bag	4.99	190	4.99									
Apples	Fuji	3 lb bag					3.48 - 6.99	221	4.02					
Apples	Fuji	per lb									1.68	199	1.68	
Apples	Gala/Royal Gala	2 lb bag	3.99 - 4.99	270	4.82		2.99 - 3.99	1197	3.99		2.99 - 3.99	61	3.35	
Apples	Gala/Royal Gala	3 lb bag					6.99	34	6.99					
Apples	Granny Smith	3 lb bag					6.99	34	6.99					
Apples	Granny Smith	per lb									1.68	199	1.68	
Apples	Honeycrisp	2 lb bag	4.99	75	4.99									
Apples	Honeycrisp	3 lb bag	4.98	9	4.98									
Apples	Honeycrisp	per lb	2.99	9	2.99		1.98 - 3.32	138	2.82					
Apples	Pink Lady/Cripps Pink	per lb									1.99	22	1.99	
Apples, Processed	Juice	64 oz (1/2 gallon)					2.99	2	2.99		3.00	60	3.00	
Avocados	Hass	each	1.67	190	1.67						1.25	13	1.25	
Avocados	Hass-Marked Extra Large	each	2.99	7	2.99									
Bananas		per lb	0.88 - 0.99	178	0.97		0.99	40	0.99		0.77 - 0.79	131	0.79	
Blackberries		5.6-6 oz package	3.89 - 4.99	200	3.96		3.50 - 4.00	1247	3.98		3.33 - 3.89	106	3.68	
Blueberries		1 pint (11-12 oz cntr w/ lid)	3.99 - 4.99	201	4.62		3.50	52	3.50		1.48 - 4.43	275	3.16	
Blueberries		18 oz package					6.99	1195	6.99		5.99	22	5.99	
Blueberries		6 oz package	3.49	75	3.49		3.49	945	3.49					
Cantaloupes		each	3.99 - 5.99	146	4.53		4.43	86	4.43		1.99 - 4.43	93	3.75	
Grapes	Black Seedless	per lb	3.49 - 3.66	305	3.56		2.99 - 3.49	100	3.06		3.32	67	3.32	
Grapes	Red Seedless	per lb	2.99 - 3.99	547	3.51		2.49 - 3.49	1698	3.05		2.78 - 3.99	428	3.06	
Grapes	White Seedless Type	per lb	2.99 - 3.99	546	3.51		2.49 - 3.49	1698	3.05		2.88 - 3.99	174	3.16	
Honeydews		each	6.99 - 8.99	17	7.93									
Kiwifruit	Yellow Flesh	1-lb containers with lids	3.89	244	3.89						3.89	67	3.89	
Lemons		1 lb bag	3.99	72	3.99									
Lemons		2 lb bag									2.99	7	2.99	
Mangoes	Round Varieties	each	2.29	8	2.29									
Mangoes	Round Varieties Marked Large	each	1.99	7	1.99									
Nectarines	Various Yellow Flesh Varieties	per lb	3.49 - 3.99	175	3.60									
Oranges	Valencia	each	1.25	38	1.25									
Peaches	Various Yellow Flesh Varieties	per lb	3.49 - 3.99	290	3.72		3.88	86	3.88		2.99 - 3.99	97	3.69	
Plums		per lb	3.99 - 4.99	17	4.46									
Raspberries		6 oz package	5.49	8	5.49		3.50 - 4.00	1247	3.98					

Wtd Avg - Simple weighted average



Commodity	Variety	Unit	NORTHEAST U.S.				SOUTHEAST U.S.				MIDWEST U.S.			
			Price Range	Number of Ads	Wtd Avg Price	% Marked Local	Price Range	Number of Ads	Wtd Avg Price	% Marked Local	Price Range	Number of Ads	Wtd Avg Price	% Marked Local
Strawberries		1 lb package	4.99 - 7.99	258	5.08		5.99	34	5.99		3.99	6	3.99	
Watermelons	Red Flesh Seedless Miniature	each	5.99	20	5.99									
Watermelons	Red Flesh Seedless Type	each	10.99	9	10.99									
POTATOES & ONIONS														
Onions, Dry	YELLOW MARKED SWEET	per lb	1.49	9	1.49	100	1.28	187	1.28					
Potatoes	ROUND RED	3 lb bag	3.99	190	3.99					2.99	22	2.99		
Potatoes	ROUND RED	5 lb bag					6.99	34	6.99					
Potatoes	RUSSET	per lb								1.49	13	1.49		
Potatoes	YELLOW TYPE	3 lb bag	3.99	190	3.99					2.99	22	2.99		
VEGETABLES														
Beans	ROUND GREEN TYPE	12 oz bag	4.99 - 5.99	35	5.45									
Beets		per bunch	1.99	9	1.99		3.49	74	3.49	1.50	22	1.50		
Beets		per lb	2.69	8	2.69									
Broccoli		per bunch	4.99	27	4.99		3.49	1195	3.49					
Broccoli	CROWN CUT	per lb	3.49	9	3.49									
Carrots		per lb								1.48	9	1.48		
Carrots	BABY PEELED	1 lb bag	1.99 - 2.99	308	2.78		1.50 - 3.00	55	1.58	1.97 - 2.50	139	2.40		
Cauliflower		each	3.99 - 4.99	36	4.74									
Cauliflower		per lb								1.29	22	1.29		
Celery		each	2.50	35	2.50					1.66	9	1.66		
Celery	HEARTS	per package	2.99 - 3.49	446	3.20		3.49	14	3.49	1.50 - 2.50	35	2.30		
Cilantro		per bunch	1.99	9	1.99									
Cucumbers	LONG SEEDLESS - Greenhouse	each	1.99 - 2.49	229	2.09		1.99	14	1.99					
Kale		per bunch	1.99 - 2.50	64	2.43									
Lettuce	Green Leaf	each								1.99	13	1.99		
Lettuce	Iceberg	each	2.99	37	2.99		2.50 - 2.99	1235	2.52	3.49	35	3.49		
Lettuce	Red Leaf	each								1.99	13	1.99		
Lettuce	Romaine	each	2.50	35	2.50					1.50	22	1.50		
Lettuce	Romaine (Hearts)	3 count	1.50 - 4.99	417	3.82		3.99	74	3.99	1.99 - 3.99	47	2.82		
Mushrooms	CREMINI	8 oz package	3.99	20	3.99									
Mushrooms	WHITE	8 oz package	2.79 - 3.99	89	3.28									
Onions, Green		per bunch	0.99	413	0.99									
Radishes		per bunch								1.50	22	1.50		
Salad (Mixed Types)		10-12 oz package	5.00 - 5.99	422	5.02					4.99	99	4.99		
Salad (Mixed Types)		5-9 oz package	2.50 - 4.99	1252	3.66		3.33 - 3.99	120	3.66	2.50 - 3.99	410	3.47	5	
Spinach	FLAT TYPE	1 lb package								4.99	6	4.99		

Wtd Avg - Simple weighted average



Commodity	Variety	Unit	NORTHEAST U.S.				SOUTHEAST U.S.				MIDWEST U.S.			
			Price Range	Number of Ads	Wtd Avg Price	% Marked Local	Price Range	Number of Ads	Wtd Avg Price	% Marked Local	Price Range	Number of Ads	Wtd Avg Price	% Marked Local
Spinach	FLAT TYPE	5-7 oz package	3.99	19	3.99					3.99	13	3.99		
Squash	Yellow Crookneck/Straightneck	per lb	2.99	131	2.99									
Squash	Zucchini	per lb	2.49 - 2.99	139	2.96					1.99	13	1.99		
Tomatoes		per lb								2.49	13	2.49		
Tomatoes	GRAPE TYPE	1 pint package	2.99 - 4.99	317	3.30		2.99 - 4.00	409	3.89		2.49 - 2.99	48	2.70	29
Tomatoes	VINE RIPES - Greenhouse	per lb	3.49	8	3.49									
Tomatoes	Vine Ripes - Heirloom Varieties - Greenhouse	per lb	4.43	122	4.43		4.43	86	4.43		4.43	67	4.43	

OTHER SPECIALTY CROP ITEMS

Hemp (Seed) Oil		16 oz	16.99	9	16.99		16.99	52	16.99		14.99	60	14.99	
Hemp Seeds Shelled		12 oz	12.79 - 14.99	139	13.00		14.99 - 15.19	138	15.11		13.59	67	13.59	100
Hemp Seeds Shelled		16 oz	14.99	9	14.99		14.99	52	14.99					
Hemp Seeds Shelled		7 oz	9.59 - 11.99	139	9.81		10.79 - 11.99	126	11.29		9.59	67	9.59	

Wtd Avg - Simple weighted average



Commodity	Variety	Unit	SOUTH CENTRAL U.S.				SOUTHWEST U.S.				NORTHWEST U.S.			
			Price Range	Number of Ads	Wtd Avg Price	% Marked Local	Price Range	Number of Ads	Wtd Avg Price	% Marked Local	Price Range	Number of Ads	Wtd Avg Price	% Marked Local
FRUIT														
Apples	Fuji	2 lb bag	4.99	34	4.99		3.99	146	3.99					
Apples	Fuji	per lb	1.68	42	1.68		1.99	8	1.99		1.49	79	1.49	
Apples	Gala/Royal Gala	2 lb bag	2.99 - 3.99	50	3.87		3.99	146	3.99					
Apples	Gala/Royal Gala	per lb					1.99	8	1.99					
Apples	Granny Smith	2 lb bag					3.99	146	3.99					
Apples	Granny Smith	per lb	1.68	42	1.68		1.99	8	1.99		1.59	9	1.59	
Apples	Honeycrisp	per lb	1.98 - 3.32	182	2.53		1.98 - 3.88	321	2.66		1.98 - 3.88	26	3.59	
Apples, Processed	Juice	64 oz (1/2 gallon)	2.99	6	2.99									
Avocados	Hass	each	1.25	92	1.25		1.25	23	1.25		1.25	26	1.25	
Avocados	Hass-Marked Extra Large	each					3.50	11	3.50					
Blackberries		1 pint (11-12 oz cntr w/ lid)	2.50	115	2.50									
Blackberries		5.6-6 oz package	2.50 - 3.50	316	3.00		3.50 - 3.89	293	3.65		2.50 - 4.00	27	3.54	
Blueberries		1 pint (11-12 oz cntr w/ lid)	2.50 - 4.43	276	3.60		2.99 - 4.43	307	3.81		2.50 - 4.98	33	4.42	
Blueberries		18 oz package	4.99	297	4.99						5.98 - 5.99	140	5.99	
Blueberries		6 oz package	1.50 - 2.49	27	1.87		2.50 - 3.99	316	3.77		2.99	34	2.99	
Cantaloupes		each	4.43	75	4.43		4.43	109	4.43		3.99 - 4.43	39	4.24	
Cantaloupes		per lb									1.49 - 1.99	27	1.69	
Cherries	Red Varieties	per lb	3.99	107	3.99	100								
Grapes	Black Seedless	per lb	2.99	75	2.99		3.32	109	3.32		3.32 - 3.99	38	3.60	
Grapes	Red Seedless	per lb	2.99 - 3.29	104	3.07		1.25 - 3.99	258	3.02		1.98 - 3.99	93	3.13	
Grapes	White Seedless Type	per lb	2.99 - 3.29	104	3.07		1.25 - 3.99	349	3.01		1.98 - 3.99	93	3.13	
Honeydews		each					6.99	14	6.99					
Kiwifruit	Yellow Flesh	1-lb containers with lids	3.89	75	3.89		3.89	109	3.89		3.89	22	3.89	
Lemons		2 lb bag					6.99	14	6.99					
Mangoes	Round Varieties	each					1.50 - 2.50	45	2.13		1.67 - 2.50	22	2.27	
Oranges	Valencia	per lb					1.99	11	1.99					
Peaches	Various White Flesh Varieties	per lb					4.99	8	4.99					
Peaches	Various Yellow Flesh Varieties	per lb	3.88 - 3.99	182	3.94	58	3.88 - 4.99	117	3.96		3.88	22	3.88	
Pears	Bartlett	per lb					2.49	16	2.49	100				
Plums		per lb					2.99 - 3.49	34	3.37		3.88 - 5.98	28	4.33	
Plums	Interspecific Type	per lb									3.99	11	3.99	
Raspberries		6 oz package	2.50 - 3.50	255	2.92		3.00 - 3.50	224	3.41		2.50 - 4.00	16	3.21	
Strawberries		1 lb package	4.98 - 4.99	172	4.99		4.99 - 6.49	707	5.03		3.99	61	3.99	
Watermelons	Red Flesh Seedless Miniature	each	4.99	7	4.99		3.99	40	3.99		4.99	16	4.99	

Wtd Avg - Simple weighted average



Commodity	Variety	Unit	SOUTH CENTRAL U.S.				SOUTHWEST U.S.				NORTHWEST U.S.			
			Price Range	Number of Ads	Wtd Avg Price	% Marked Local	Price Range	Number of Ads	Wtd Avg Price	% Marked Local	Price Range	Number of Ads	Wtd Avg Price	% Marked Local
Watermelons	Red Flesh Seedless Type	per lb					0.89	13	0.89		0.98 - 0.99	104	0.98	
POTATOES & ONIONS														
Onions, Dry	RED	per lb					2.99	8	2.99					
Onions, Dry	YELLOW	per lb					1.79	8	1.79					
Onions, Dry	YELLOW MARKED SWEET	per lb									1.49	16	1.49	
Potatoes	RUSSET	per lb	1.49	92	1.49		1.49 - 1.99	31	1.62		1.49	26	1.49	
VEGETABLES														
Artichokes		each					3.99	6	3.99					
Beets		per bunch	3.00	99	3.00									
Broccoli		per bunch					2.99	6	2.99		1.98	21	1.98	
Broccoli		per lb									1.99	10	1.99	
Carrots		2 lb bag									2.98	6	2.98	
Carrots		per bunch									3.98	81	3.98	100
Carrots	BABY PEELED	1 lb bag	1.50	107	1.50		1.50 - 1.99	350	1.71		1.50 - 2.99	27	2.77	
Cauliflower		per lb									1.98 - 1.99	28	1.98	
Celery		each					1.25 - 1.99	88	1.44		1.68 - 1.69	28	1.68	
Celery		per lb									1.49	17	1.49	
Corn-Sweet		each									1.50	16	1.50	100
Cucumbers	LONG SEEDLESS - Greenhouse	each									2.21	22	2.21	
Kale		per bunch	1.50 - 3.00	116	2.78		1.99	11	1.99					
Lettuce	Green Leaf	each	1.99	92	1.99		1.99	23	1.99		1.99	26	1.99	
Lettuce	Iceberg	each	3.49	6	3.49									
Lettuce	Red Leaf	each	1.99	92	1.99		1.99	23	1.99		1.99	26	1.99	
Lettuce	Romaine	each									2.98	81	2.98	100
Lettuce	Romaine (Hearts)	3 count	3.49	27	3.49		2.50	53	2.50					
Mixed Mini Sweet Peppers		1 lb package					5.49	14	5.49					
Mushrooms	CREMINI	8 oz package					3.00	122	3.00					
Mushrooms	WHITE	8 oz package					3.00	122	3.00					
Onions, Green		per bunch					1.49	66	1.49	100	1.50	7	1.50	
Salad (Mixed Types)		1 lb package					4.99	169	4.99					
Salad (Mixed Types)		10-12 oz package					5.00	392	5.00					
Salad (Mixed Types)		5-9 oz package	3.00 - 3.69	372	3.25		3.00 - 3.50	452	3.30		3.00 - 3.50	74	3.08	
Spinach	FLAT TYPE	1 lb package	4.49	6	4.49		3.99	18	3.99					
Spinach	FLAT TYPE	5-7 oz package	3.00 - 3.99	214	3.48		3.99	23	3.99		3.99	26	3.99	
Squash	Yellow Crookneck/Straightneck	per lb					2.89	14	2.89					

Wtd Avg - Simple weighted average



Commodity	Variety	Unit	SOUTH CENTRAL U.S.				SOUTHWEST U.S.				NORTHWEST U.S.			
			Price Range	Number of Ads	Wtd Avg Price	% Marked Local	Price Range	Number of Ads	Wtd Avg Price	% Marked Local	Price Range	Number of Ads	Wtd Avg Price	% Marked Local
Squash	Zucchini	per lb	1.99	92	1.99		1.99 - 2.19	37	2.07		1.99 - 2.99	44	2.24	
Swiss Chard		per bunch									2.50	6	2.50	
Tomatoes		per lb	2.49	92	2.49		2.49	23	2.49		2.49	26	2.49	
Tomatoes	GRAPE TYPE	1 pint package	2.50 - 4.00	38	3.64		2.00	53	2.00		3.99 - 4.99	105	4.60	
Tomatoes	Plum Type (Roma)	per lb					2.99	6	2.99					
Tomatoes	Vine Ripes - Heirloom Varieties - Greenhouse	per lb	4.43	75	4.43		1.75 - 4.43	122	4.29		4.43 - 5.99	56	4.97	12
OTHER SPECIALTY CROP ITEMS														
Hemp (Seed) Oil		16 oz	16.99	107	16.99		16.99	184	16.99		16.99	4	16.99	
Hemp Seeds Shelled		12 oz	14.99	107	14.99		14.99	184	14.99		13.59 - 15.99	48	14.81	
Hemp Seeds Shelled		16 oz	14.99	107	14.99		14.99	184	14.99		14.99	4	14.99	
Hemp Seeds Shelled		7 oz	11.99	107	11.99		9.19 - 11.99	293	10.95		10.39 - 11.99	48	10.62	

Wtd Avg - Simple weighted average



Commodity	Variety	Unit	ALASKA U.S.				HAWAII U.S.			
			Price Range	Number of Ads	Wtd Avg Price	% Marked Local	Price Range	Number of Ads	Wtd Avg Price	% Marked Local
FRUIT										
Apples	Honeycrisp	2 lb bag	5.99	11	5.99					
Apples	Honeycrisp	per lb	1.89	1	1.89		5.32	4	5.32	
Bananas		per lb	0.89	11	0.89					
Blackberries		5.6-6 oz package					5.45	4	5.45	
Blueberries		1 pint (11-12 oz cntr w/ lid)					6.21	4	6.21	
Blueberries		18 oz package	6.99	11	6.99					
Cantaloupes		each					6.21	4	6.21	
Grapes	Black Seedless	per lb					4.43	4	4.43	
Grapes	Red Seedless	per lb	3.98	3	3.98		4.43	4	4.43	
Grapes	White Seedless Type	per lb	3.98	3	3.98		4.43	4	4.43	
Kiwifruit	Yellow Flesh	1-lb containers with lids					5.45	4	5.45	
Peaches	Various Yellow Flesh Varieties	per lb					5.43	4	5.43	
Plums		per lb					5.43	4	5.43	
Strawberries		1 lb package	4.50	11	4.50					
Watermelons	Red Flesh Seedless Miniature	each	7.99	11	7.99					
POTATOES & ONIONS										
Potatoes	ROUND RED	per lb	1.78	3	1.78					
VEGETABLES										
Cabbage	ROUND GREEN TYPE	per lb	1.79	1	1.79					
Carrots		2 lb bag	3.28	3	3.28					
Celery		each	2.59	1	2.59					
Cucumbers	LONG SEEDLESS - Greenhouse	each					3.56	4	3.56	
Salad (Mixed Types)		10-12 oz package	3.50	11	3.50					
Tomatoes	Vine Ripes - Heirloom Varieties - Greenhouse	per lb					6.21	4	6.21	
OTHER SPECIALTY CROP ITEMS										
Hemp Seeds Shelled		7 oz	9.74	11	9.74		11.99 - 12.99	8	12.49	

Wtd Avg - Simple weighted average

REGIONAL DEFINITIONS

As used in this report, regions include the following states:	
NORTHEAST U.S.	Connecticut, Delaware, Massachusetts, Maryland, Maine, New Hampshire, New Jersey, New York, Pennsylvania, Rhode Island and Vermont
SOUTHEAST U.S.	Alabama, Florida, Georgia, Mississippi, North Carolina, South Carolina, Tennessee, Virginia and West Virginia
MIDWEST U.S.	Iowa, Illinois, Indiana, Kentucky, Michigan, Minnesota, North Dakota, Nebraska, Ohio, South Dakota and Wisconsin
SOUTH CENTRAL U.S.	Arkansas, Colorado, Kansas, Louisiana, Missouri, New Mexico, Oklahoma, and Texas
SOUTHWEST U.S.	Arizona, California, Nevada and Utah
NORTHWEST U.S.	Idaho, Montana, Oregon, Washington, and Wyoming
ALASKA	Alaska
HAWAII	Hawaii
NATIONAL	Continental United States

1 -- Specialty Crops Market News surveys nearly 271 retailers, comprising over 29,700 individual stores, with online weekly advertised features.

2 -- Date range reflects one week of data collection ending on the report date and encompassing ad pricing good from the Saturday before the report release date through the following Friday.