



## Advertised Prices for Specialty Crops Products at Major Retail Supermarket Outlets ending during the period of 8/10/2024 to 8/22/2024

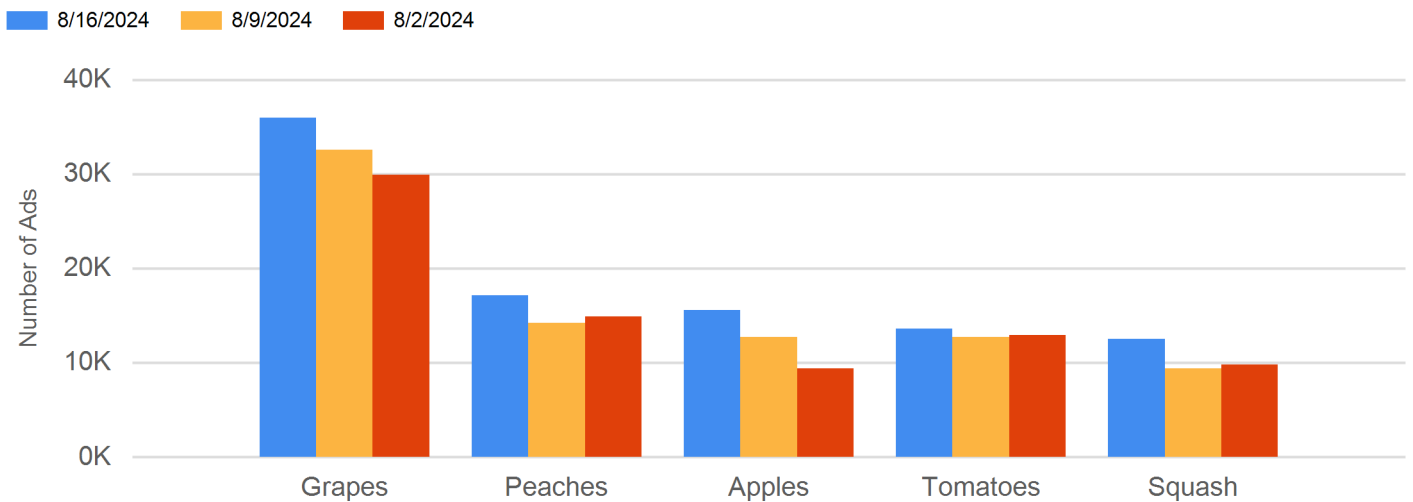
### Summer Sales

Local and regional fruits and vegetables continued to dominate produce ads this week. Hot items included Olathe corn, Rocky Ford cantaloupes, Hatch chilis and new crop California Bartlett pears. Organic and conventional California grapes were abundantly advertised this week, with high production coinciding with back-to-school demand. The very first hints of autumn appeared in the form of ads for chrysanthemums and other fall décor.

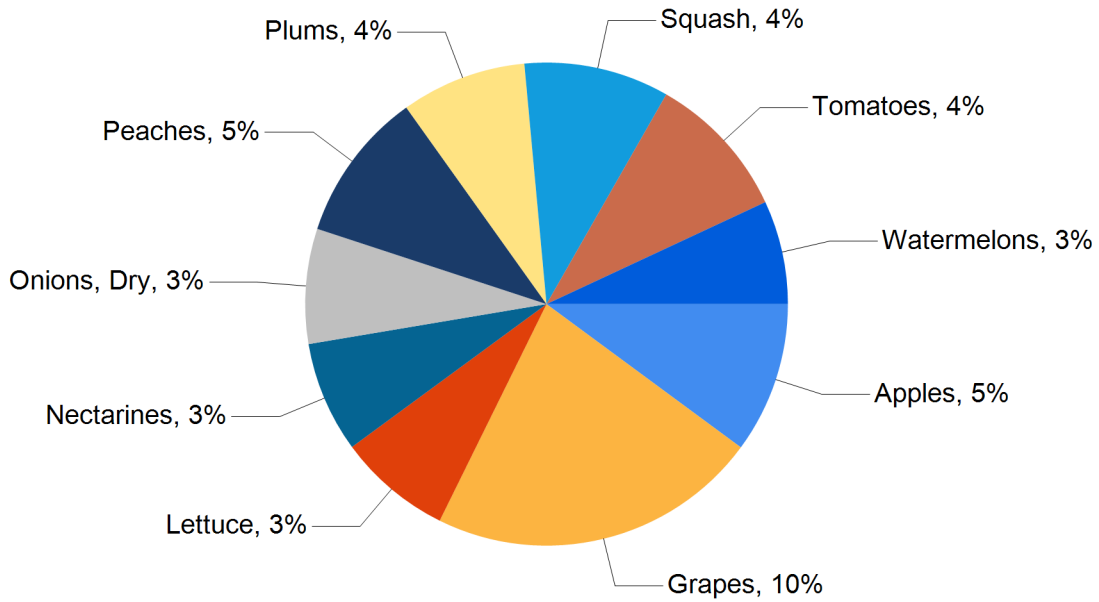
Total ad numbers this week were 325,888, a 14% increase from last week's total of 285,699. The total for the same week last year was 13% lower at 289,097. The total number of ads broken out by commodity groups: fruit 184,282 (57% of all ads), onions and potatoes 20,017 (6%), vegetables 116,700 (36%), herbs 278, ornamentals 1,154, and hemp 3,735. The number of ads for organic produce was 48,454, 15% of total ads.

The following are the prices of major advertised items (3,000 plus ads) this week, compared to the same week last year. Significant increases in price for fruit this week included tangerines (3 lb.) at 18%, white nectarines at 15%, red seedless grapes at 14%, white peaches at 13%, and round mangos at 12%. Significant decreases included Honeycrisp apples at 33%, pluots at 19%, and yellow peaches at 12%. There were no significant changes in price for potatoes and onions this week. Significant increases in price for vegetables this week included on-the-vine tomatoes at 25% and white mushrooms (8 oz.) at 15%. Significant decreases included only asparagus at 22%.

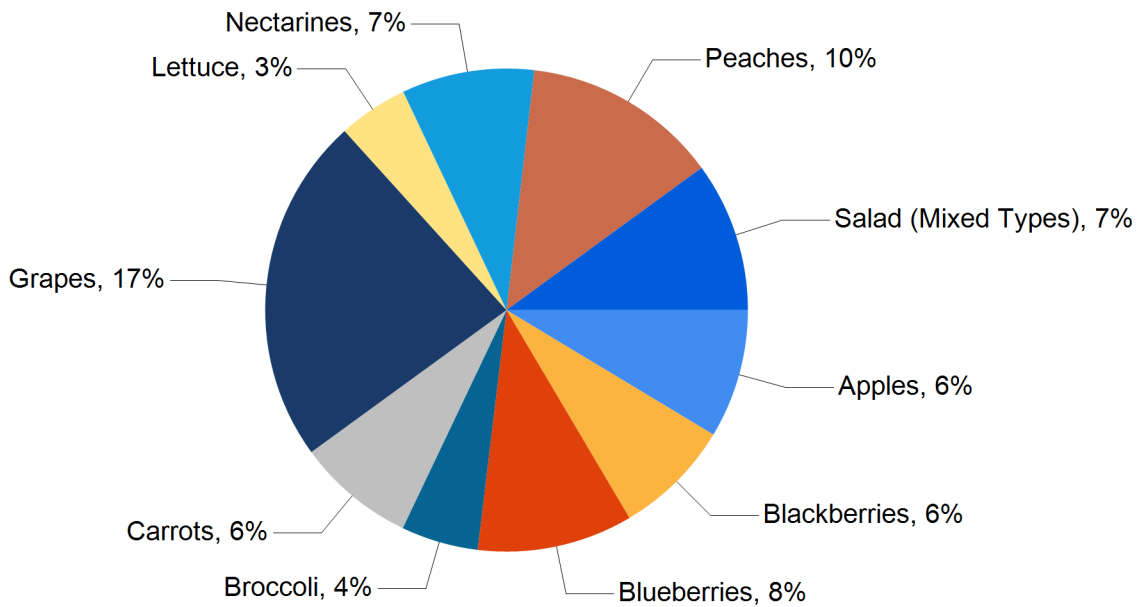
### Top 5 Commodities Featured This Week



### Top 10 Commodities as Percentage of Total Conventional Ads

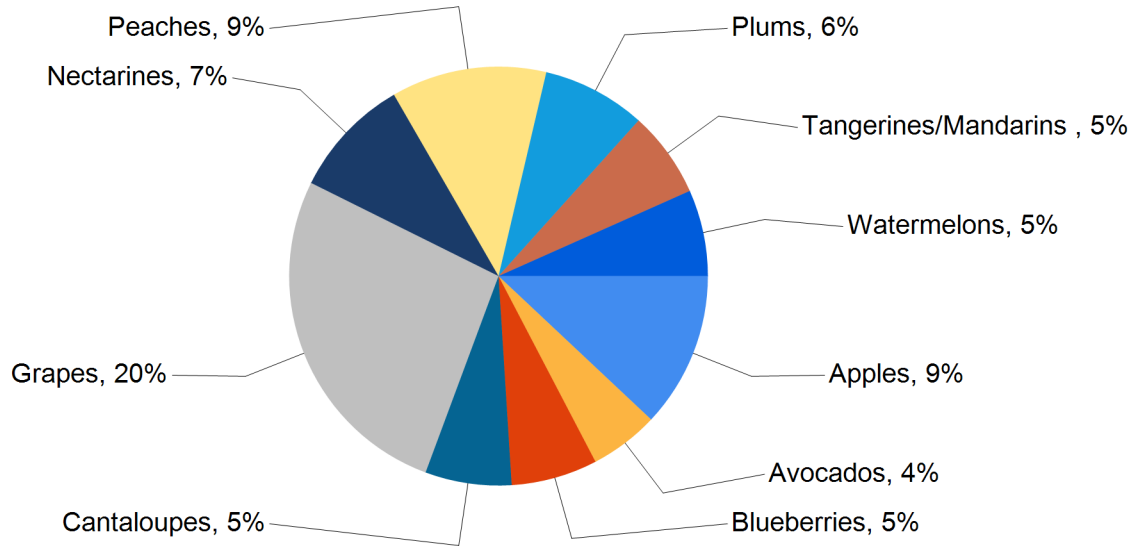


### Top 10 Commodities as Percentage of Total Organic Ads

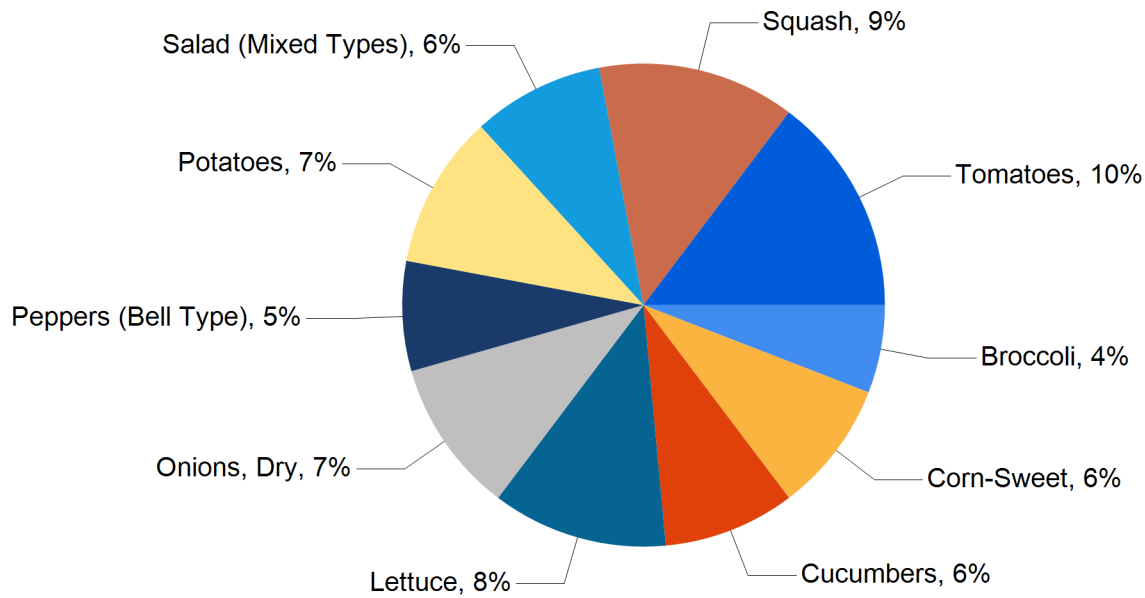


Wtd Avg - Simple weighted average

### Top 10 Fruits as Percentage of Total Fruit Ads



### Top 10 Vegetables as Percentage of Total Vegetable Ads Including Onions and Potatoes



Wtd Avg - Simple weighted average

**NATIONAL CONVENTIONAL SUMMARY**  
 (not including AK & HI)

Fruit								
Commodity	Variety	Unit	THIS WEEK		LAST WEEK		LAST YEAR	
			Number of Ads	Wtd Avg Price	Number of Ads	Wtd Avg Price	Number of Ads	Wtd Avg Price
Apple Pears		each	8	0.99				
Apple Pears		per lb	55	1.99	8	0.99		
Apples	Ambrosia	per lb	33	1.04	1,413	1.74	58	1.99
Apples	Envy	per lb	74	1.79	212	1.99	672	2.41
Apples	Fuji	3 lb bag	570	3.39	733	3.12	391	4.08
Apples	Fuji	per lb	906	1.42	1,061	1.53	841	1.81
Apples	Gala/Royal Gala	2 lb bag	26	2.98	34	2.50	20	3.48
Apples	Gala/Royal Gala	3 lb bag	2,886	3.49	647	3.11	437	3.90
Apples	Gala/Royal Gala	5 lb bag	119	5.00				
Apples	Gala/Royal Gala	per lb	924	1.09	270	1.96	2,502	1.61
Apples	Ginger Gold	per lb	9	1.29	9	1.29	9	1.49
Apples	Golden Delicious	2 lb bag	26	2.98				
Apples	Golden Delicious	per lb	23	1.14	27	1.73		
Apples	Granny Smith	2 lb bag	26	2.98				
Apples	Granny Smith	3 lb bag	15	2.83	166	3.45		
Apples	Granny Smith	per lb	919	1.58	987	1.40	250	2.00
Apples	Honeycrisp	2 lb bag	50	2.90	47	2.67		
Apples	Honeycrisp	3 lb bag	299	4.25	131	3.04		
Apples	Honeycrisp	per lb	3,735	1.75	2,819	1.59	355	2.63
Apples	Jazz	per lb	262	1.22			83	2.02
Apples	Pink Lady/Cripps Pink	2 lb bag	26	2.98			20	3.48
Apples	Pink Lady/Cripps Pink	per lb	887	1.53	331	1.17	1,310	1.64
Apples	Red Delicious	3 lb bag	370	4.36	98	3.18	469	3.90
Apples	Red Delicious	per lb	363	1.29	164	1.01	167	1.76
Apples, Processed	Juice	128 oz (1 gallon)	190	6.99	38	6.99	72	6.19
Apples, Processed	Juice	64 oz (1/2 gallon)	2,586	2.58	4,059	2.43	1,901	2.48
Apples, Processed	Juice Marked Cider	128 oz (1 gallon)	272	5.99				
Apples, Processed	Juice Marked Cider	64 oz (1/2 gallon)	27	2.40	64	1.94		
Avocados	Hass	each	2,648	1.33	3,503	1.15	3,004	1.05
Avocados	Hass-Marked Extra Large	each	114	2.50	288	2.07	196	2.46
Avocados	Hass-Marked Large	each	533	1.59	306	1.63	221	1.59
Avocados	Hass-Marked Medium	each	916	1.26	1,128	1.10	152	0.99
Avocados	Hass-Marked Small	each	9	0.25	95	0.65	145	0.49

Wtd Avg - Simple weighted average



Commodity	Variety	Unit	THIS WEEK		LAST WEEK		LAST YEAR	
			Number of Ads	Wtd Avg Price	Number of Ads	Wtd Avg Price	Number of Ads	Wtd Avg Price
Avocados	Various Greenskin Marked Large	each	190	2.50				
Avocados	Various Greenskin Varieties	each	1,636	2.85	1,604	2.87	53	1.21
Bananas		per lb	792	0.47	949	0.58	463	0.55
Blackberries		5.6-6 oz package	2,780	2.98	1,035	3.03	4,573	2.75
Blueberries		1 pint (11-12 oz cntr w/ lid)	3,905	2.40	8,519	2.45	4,958	2.38
Blueberries		18 oz package	1,179	3.89	3,791	4.51	2,383	4.32
Blueberries		6 oz package	669	2.86	588	2.34	686	2.88
Cactus Pears		each	437	0.29	323	0.26	171	0.25
Cactus Pears		per lb	24	1.36	15	1.09	119	0.58
Cantaloupes		each	8,118	3.05	6,542	2.47	6,279	3.01
Cantaloupes		per lb	400	0.44	717	0.62	735	0.59
Cherries	Red Varieties	per lb	751	5.17	2,171	4.42	2,010	3.99
Clementines		2 lb bag	831	4.16	565	4.00	177	3.97
Clementines		3 lb bag	565	5.00	517	5.23	797	4.90
Grapefruit	RED	each	276	0.88	25	1.25	153	0.92
Grapefruit	RED	per lb	121	1.73			22	1.29
Grapes	Black Seedless	per lb	4,871	1.99	4,546	2.14	3,952	1.95
Grapes	Red Globe Seeded Type	per lb	8	2.48	40	2.54	247	2.17
Grapes	Red Seedless	per lb	10,213	2.28	11,373	2.07	8,756	2.00
Grapes	White Seedless Type	per lb	12,524	1.99	9,832	2.22	11,390	1.87
Honeydews		each	2,725	4.37	1,830	3.92	2,034	4.66
Honeydews		per lb	37	0.64	167	0.91	545	3.00
Kiwifruit	Hayward	1-lb containers with lids	244	4.96	131	4.99		
Kiwifruit	Hayward	each	368	0.50	703	0.41	166	0.50
Kiwifruit	Yellow Flesh	1-lb containers with lids	1,211	4.12	444	3.94	902	3.97
Kiwifruit	Yellow Flesh	2-lb containers with lids	40	7.99				
Kiwifruit	Yellow Flesh	each	6	1.25	40	1.49		
Lemons		1 lb bag	190	2.50	190	2.50	78	3.24
Lemons		2 lb bag	2,076	3.52	481	3.31	1,111	3.88
Lemons		each	1,448	0.66	1,344	0.58	1,644	0.50
Lemons		per lb	155	0.85	129	0.89	46	0.99
Limes		each	2,071	0.50	1,782	0.35	1,166	0.45
Limes		per lb	125	1.03	188	0.98	231	1.66
Mangoes	Round Varieties	each	5,267	1.12	3,583	0.94	5,434	1.00
Mangoes	Round Varieties Marked Extra Large	each	206	1.41	332	1.23	218	1.86
Mangoes	Round Varieties Marked Large	each	413	1.07	1,134	1.25	1,941	1.13

Wtd Avg - Simple weighted average



Commodity	Variety	Unit	THIS WEEK		LAST WEEK		LAST YEAR	
			Number of Ads	Wtd Avg Price	Number of Ads	Wtd Avg Price	Number of Ads	Wtd Avg Price
Mangoes	Round Varieties Marked Small	each	15	0.50				
Mangoes	Yellow Varieties	each	577	0.65	527	0.78	573	0.75
Mangoes	Yellow Varieties Marked Extra Large	each	9	1.50	419	1.43	113	1.25
Mangoes	Yellow Varieties Marked Large	each	79	0.91	16	1.00	58	1.19
Nectarines	Various White Flesh Varieties	per lb	3,154	2.72	3,380	2.42	4,967	2.36
Nectarines	Various Yellow Flesh Varieties	per lb	6,101	2.41	6,566	2.36	8,429	2.43
Oranges	Navel	3 lb bag	1,081	4.80	2,543	3.31	701	4.91
Oranges	Navel	4 lb bag	7	4.90	72	5.49	116	2.82
Oranges	Navel	each	2,471	0.90	567	0.88	2,199	1.08
Oranges	Navel	per lb	546	1.45	1,157	1.44	1,965	1.63
Oranges	Navel, Cara Cara	3 lb bag	175	4.42	16	4.83	487	4.24
Oranges	Navel, Cara Cara	each	9	0.75				
Oranges	Valencia	4 lb bag	20	5.69				
Oranges	Valencia	per lb	7	1.25	18	1.40	46	0.99
Papaya	Maradol/Tainung Types	per lb	989	1.06	729	1.13	558	1.09
Papaya	Solo Type	each	40	2.69				
Peaches	Various White Flesh Varieties	per lb	3,777	2.67	3,171	2.44	5,322	2.37
Peaches	Various Yellow Flesh Varieties	per lb	8,712	2.06	10,285	1.96	9,908	2.35
Pears	Bartlett	2 lb bag	22	3.99			24	3.99
Pears	Bartlett	per lb	3,602	1.64	894	1.76	4,962	1.81
Pears	Bosc	per lb	252	2.49	14	1.99	103	1.08
Pears	D'Anjou	per lb	24	2.49	29	1.93	95	1.80
Pineapples		each	1,588	2.28	976	2.06	1,633	2.88
Pineapples		per lb	234	0.91	181	0.89	115	0.96
Plums		per lb	6,519	2.25	3,910	2.38	6,327	2.26
Plums	Interspecific Type	per lb	3,968	2.38	2,248	2.64	2,438	2.94
Prunes		per lb	40	1.93				
Raspberries		6 oz package	1,400	2.66	653	3.00	777	2.73
Strawberries		1 lb package	2,880	3.21	3,230	3.06	1,559	3.30
Strawberries		2 lb package	1,016	4.64	1,623	4.00	107	3.99
Tangelos		each	27	1.00	395	1.25	19	1.25
Tangelos		per lb	173	1.61	22	1.69	114	2.01
Tangerines/Mandarins		2 lb bag	323	4.41	1,052	4.45	334	4.63
Tangerines/Mandarins		3 lb bag	7,320	4.32	3,289	4.38	3,985	3.65
Tangerines/Mandarins		each	171	0.60	236	0.85	19	1.00
Tangerines/Mandarins		per lb	590	1.32	525	1.40	1,350	1.67
Watermelons	Red Flesh Seeded Type	each	85	5.12	38	8.04		

Wtd Avg - Simple weighted average



Commodity	Variety	Unit	THIS WEEK		LAST WEEK		LAST YEAR	
			Number of Ads	Wtd Avg Price	Number of Ads	Wtd Avg Price	Number of Ads	Wtd Avg Price
Watermelons	Red Flesh Seeded Type	per lb	55	0.25	61	0.48	55	0.25
Watermelons	Red Flesh Seedless Miniature	each	2,091	3.29	1,923	3.41	1,801	3.30
Watermelons	Red Flesh Seedless Miniature	per lb	17	0.69			22	0.59
Watermelons	Red Flesh Seedless Type	each	5,983	4.81	4,260	5.05	2,792	5.12
Watermelons	Red Flesh Seedless Type	per lb	422	0.52	930	0.48	922	0.70

**Potatoes & Onions**

Commodity	Variety	Unit	THIS WEEK		LAST WEEK		LAST YEAR	
			Number of Ads	Wtd Avg Price	Number of Ads	Wtd Avg Price	Number of Ads	Wtd Avg Price
Onions, Dry	RED	2 lb bag	8	2.99	322	2.99	8	2.00
Onions, Dry	RED	per lb	762	1.87	338	1.24	702	1.84
Onions, Dry	WHITE	3 lb bag	7	1.99			66	1.72
Onions, Dry	WHITE	per lb	1,218	1.08	838	0.87	624	0.74
Onions, Dry	YELLOW	2 lb bag	622	1.89	443	1.66	959	1.72
Onions, Dry	YELLOW	3 lb bag	1,668	2.67	1,897	3.10	2,690	2.82
Onions, Dry	YELLOW	5 lb bag	17	3.00			63	4.26
Onions, Dry	YELLOW	per lb	797	1.06	224	0.72	241	0.65
Onions, Dry	YELLOW MARKED SWEET	2 lb bag	26	1.68	195	1.32	498	1.83
Onions, Dry	YELLOW MARKED SWEET	3 lb bag	2,091	4.39	1,210	3.40	6	4.99
Onions, Dry	YELLOW MARKED SWEET	5 lb bag	195	3.99	47	3.99	1,020	3.99
Onions, Dry	YELLOW MARKED SWEET	per lb	2,191	1.29	1,746	1.26	1,219	1.35
Potatoes	ROUND RED	3 lb bag	67	2.90	97	3.02	132	3.57
Potatoes	ROUND RED	5 lb bag	507	4.36	469	3.80	980	4.35
Potatoes	ROUND RED	per lb	336	1.28	107	1.06	343	1.32
Potatoes	ROUND WHITE	5 lb bag	474	4.41	126	3.42	215	3.53
Potatoes	RUSSET	10 lb bag	892	3.48	659	3.33	71	4.38
Potatoes	RUSSET	3 lb bag	272	1.87	14	1.99	8	1.99
Potatoes	RUSSET	5 lb bag	3,493	3.29	2,718	3.13	2,188	3.44
Potatoes	RUSSET	8 lb bag	240	4.39	37	2.99	33	6.44
Potatoes	RUSSET	per lb	1,559	0.88	855	1.15	216	1.19
Potatoes	YELLOW TYPE	10 lb bag	8	2.99	8	2.99		
Potatoes	YELLOW TYPE	3 lb bag	67	2.90	119	2.74	425	2.54
Potatoes	YELLOW TYPE	5 lb bag	442	4.50	557	4.69	504	3.89
Potatoes	YELLOW TYPE	per lb	217	1.44	48	1.27	26	1.02

Wtd Avg - Simple weighted average



Vegetables								
Commodity	Variety	Unit	THIS WEEK		LAST WEEK		LAST YEAR	
			Number of Ads	Wtd Avg Price	Number of Ads	Wtd Avg Price	Number of Ads	Wtd Avg Price
Artichokes		each	61	2.49	52	1.50	603	2.83
Asparagus	GREEN	per lb	3,238	3.46	2,133	3.24	941	4.41
Beans	ROUND GREEN TYPE	12 oz bag	641	2.65	347	2.74	272	3.10
Beans	ROUND GREEN TYPE	per lb	1,056	1.75	1,565	1.61	2,848	1.76
Beets		per bunch	306	2.52	177	2.89	172	2.89
Beets		per lb	88	0.78	107	0.75	7	0.59
Bok Choy		per lb	94	1.58			14	0.74
Broccoli		per bunch	1,486	2.76	1,569	2.87	1,459	2.58
Broccoli		per lb	623	1.48	445	1.69	618	2.35
Broccoli	CROWN CUT	per lb	1,616	2.00	2,625	1.65	1,642	1.77
Brussels Sprouts		1 lb bag	1,981	2.25				
Brussels Sprouts		12 oz bag	209	3.30	185	2.50	183	3.49
Brussels Sprouts		per lb	1,741	3.31	115	1.79		
Cabbage	RED TYPE	per lb	657	0.93	96	0.89	266	0.85
Cabbage	ROUND GREEN TYPE	per lb	3,116	0.69	2,433	0.72	1,768	0.68
Cactus Leaf (Nopales)		per lb	6	0.33	25	0.89	63	1.09
Carrots		2 lb bag	287	1.59	63	1.76	314	1.78
Carrots		5 lb film bag	42	3.00	97	3.00	74	3.53
Carrots		per lb	215	0.81	236	0.82	61	0.50
Carrots	BABY PEELED	1 lb bag	1,281	1.47	1,524	1.42	2,613	1.31
Carrots	BABY PEELED	2 lb bag	596	2.27	420	2.24	753	2.92
Cauliflower		each	1,838	2.57	2,504	2.84	1,413	2.87
Cauliflower		per lb	944	1.67	297	0.96	546	1.36
Celery		each	1,348	1.44	2,342	1.54	2,850	1.46
Celery		per lb	32	1.49	9	0.99	41	1.60
Celery	HEARTS	per package	360	2.89	330	2.45		
Chayote		each	76	0.52	70	0.52	24	0.67
Chayote		per lb	169	0.88	65	0.89	6	0.98
Chinese Cabbage		per lb	6	1.69			7	0.50
Cilantro		per bunch	278	0.64	347	0.77	482	0.54
Collards		1 lb bag	224	2.15			334	2.16
Collards		per bunch	237	1.49	51	1.22	106	0.99
Collards		per lb	289	1.44	101	1.42	18	1.24
Corn-Sweet		each	5,676	0.45	6,759	0.50	6,100	0.45
Corn-Sweet		trays 4-5 ears film wrapped	2,333	3.80	2,656	4.03	285	4.84
Cucumbers		each	4,358	0.68	3,320	0.70	2,716	0.73

Wtd Avg - Simple weighted average





Commodity	Variety	Unit	THIS WEEK		LAST WEEK		LAST YEAR	
			Number of Ads	Wtd Avg Price	Number of Ads	Wtd Avg Price	Number of Ads	Wtd Avg Price
Cucumbers		per lb	18	0.75			10	1.99
Cucumbers	LONG SEEDLESS - Greenhouse	each	2,976	1.67	3,149	1.69	1,218	1.44
Eggplant		each	134	1.99	35	2.37	254	1.55
Eggplant		per lb	1,793	1.42	810	1.20	1,560	1.44
Garlic		per lb	9	3.99				
Garlic		per sleeve	233	1.68	153	1.81	209	1.32
Jalapeno Peppers		per lb	3,614	1.23	2,003	1.21	784	1.34
Kale		1 lb bag	224	2.15			327	2.18
Kale		per bunch	255	1.51	21	1.80	147	1.07
Kale		per lb	267	1.49	101	1.42	422	3.44
Lettuce	Boston	each	78	1.50	41	1.67	31	1.03
Lettuce	Boston	per lb	7	0.99				
Lettuce	Green Leaf	each	1,521	1.52	747	1.66	523	2.69
Lettuce	Green Leaf	per lb	179	1.99	356	1.62	510	1.70
Lettuce	Iceberg	each	3,279	1.68	1,679	1.60	538	1.72
Lettuce	Red Leaf	each	567	1.57	734	1.65	160	1.72
Lettuce	Red Leaf	per lb	179	1.99	356	1.62	445	1.66
Lettuce	Romaine	each	488	1.45	766	1.42	626	2.54
Lettuce	Romaine	per lb	206	1.73	415	1.55	36	1.53
Lettuce	Romaine (Hearts)	3 count	2,999	3.04	1,578	3.24	668	3.25
Mixed Mini Sweet Peppers		1 lb package	202	3.49	109	4.61	1,849	3.42
Mushrooms	CREMINI	8 oz package	442	2.49	1,488	1.94	46	1.91
Mushrooms	PORTOBELLA	6 oz package	73	4.33	428	3.71	274	3.02
Mushrooms	WHITE	12 oz tray wrapped	102	2.50	1,195	3.00		
Mushrooms	WHITE	8 oz package	3,430	2.24	2,575	1.89	1,429	1.94
Mushrooms	WHITE	per lb	9	3.28	44	3.62	69	3.73
Mustard		1 lb bag	20	3.50			7	0.99
Onions, Green		per bunch	645	0.79	627	0.78	1,196	0.72
Peppers (Bell Type)	GREEN	each	2,467	0.74	1,106	0.99	4,179	0.75
Peppers (Bell Type)	GREEN	per lb	631	1.59	966	1.38	1,850	1.71
Peppers (Bell Type)	ORANGE - Greenhouse	each	164	1.55	160	1.55	661	1.10
Peppers (Bell Type)	ORANGE	each	906	1.55	1,251	1.77	1,012	1.54
Peppers (Bell Type)	ORANGE	per lb	24	2.99	14	2.99	189	2.51
Peppers (Bell Type)	ORANGE - Greenhouse	per lb	78	2.49			19	2.99
Peppers (Bell Type)	RED - Greenhouse	each	164	1.55	160	1.55	661	1.10
Peppers (Bell Type)	RED	each	992	1.52	1,458	1.42	1,415	1.38
Peppers (Bell Type)	RED	per lb	33	2.58	23	2.40	472	2.68

Wtd Avg - Simple weighted average



Commodity	Variety	Unit	THIS WEEK		LAST WEEK		LAST YEAR	
			Number of Ads	Wtd Avg Price	Number of Ads	Wtd Avg Price	Number of Ads	Wtd Avg Price
Peppers (Bell Type)	RED - Greenhouse	per lb	78	2.49			19	2.99
Peppers (Bell Type)	YELLOW - Greenhouse	each	164	1.55	160	1.55	661	1.10
Peppers (Bell Type)	YELLOW	each	867	1.55	1,251	1.77	1,012	1.54
Peppers (Bell Type)	YELLOW	per lb	24	2.99	14	2.99	255	2.54
Peppers (Bell Type)	YELLOW - Greenhouse	per lb	78	2.49			19	2.99
Radishes		1 lb bag	210	1.04			201	1.00
Radishes		per bunch	586	1.22	202	1.01	608	0.95
Salad (Mixed Types)		10-12 oz package	2,385	2.69	2,628	2.75	2,527	2.80
Salad (Mixed Types)		5-9 oz package	2,597	2.91	3,062	2.89	2,097	3.19
Serrano Peppers		per lb	171	1.05	159	1.03	34	1.30
Spinach		per bunch	100	1.58	70	0.90		
Spinach	FLAT TYPE	5-7 oz package	1,220	3.01	97	3.12	73	3.09
Spinach	FLAT TYPE	8-10 oz package	644	2.43	548	3.13	269	2.31
Squash	Acorn	per lb	108	1.13			79	1.30
Squash	Butternut	per lb	108	1.13			71	1.72
Squash	GREY	per lb	288	0.91	226	0.98	173	0.83
Squash	Kabocha	per lb	34	1.29	74	1.29	8	0.49
Squash	Spaghetti	per lb	108	1.13			79	1.30
Squash	Yellow Crookneck/Straightneck	per lb	3,576	1.42	3,725	1.51	4,705	1.46
Squash	Zucchini	per lb	7,912	1.33	4,935	1.46	6,992	1.41
Sweet Potatoes		per lb	471	1.27	489	0.95	387	0.94
Swiss Chard		per lb	116	1.95				
Tomatillos		per lb	444	0.85	421	0.94	149	0.97
Tomatoes		per lb	1,786	1.51	1,772	2.22	1,542	1.78
Tomatoes	Cherry Type	1 pint package	6	3.98	87	3.84	47	1.79
Tomatoes	Cherry Type	10 oz package	21	2.95	149	2.32	11	1.99
Tomatoes	GRAPE TYPE	1 pint package	3,775	2.14	2,017	2.53	624	2.25
Tomatoes	GRAPE TYPE	10 oz package	545	2.61	528	2.84	2,448	2.84
Tomatoes	Plum Type (Roma)	per lb	1,622	1.30	923	1.28	3,211	1.55
Tomatoes	VINE RIPES - Greenhouse	per lb	425	2.02	542	2.00	113	1.98
Tomatoes	VINE RIPES	per lb	527	1.99	1,024	1.86	2,650	1.45
Tomatoes	Vine Ripes - Heirloom Varieties - Greenhouse	per lb	66	2.58	195	3.29	243	2.62
Tomatoes	VINE RIPES - ON THE VINE - Greenhouse	per lb	3,462	1.78	3,852	1.76	1,272	1.42
Turnip Tops		1 lb bag	20	3.50				

Wtd Avg - Simple weighted average



**Other Specialty Crop Items**

Commodity	Variety	Unit	THIS WEEK		LAST WEEK		LAST YEAR	
			Number of Ads	Wtd Avg Price	Number of Ads	Wtd Avg Price	Number of Ads	Wtd Avg Price
Hemp Protein		16 oz	326	14.83	356	14.99	184	19.99
Hemp Protein		8 oz	86	8.49				
Hemp Seeds Shelled		10 oz	154	3.29				
Hemp Seeds Shelled		16 oz	358	14.32	335	14.32		
Hemp Seeds Shelled		7 oz	228	8.50	75	8.79	153	8.28
Hemp Seeds Shelled		8 oz	773	8.52	762	8.88	2,296	7.86

**Seasonal Items**

Commodity	Variety	Unit	THIS WEEK		LAST WEEK		LAST YEAR	
			Number of Ads	Wtd Avg Price	Number of Ads	Wtd Avg Price	Number of Ads	Wtd Avg Price
Ornamentals	Chrysanthemums	6 inch pot	96	10.68	31	10.99	15	8.00
Ornamentals	Chrysanthemums	8 Inch Pot	18	7.48			183	6.00
Ornamentals	Chrysanthemums	bunched 5s	27	6.00				
Ornamentals	Gladiolas	bunched 10s	199	4.92			61	5.44
Ornamentals	Rose, Hybrid Tea	bunched 10s	74	9.99	196	9.99		
Ornamentals	Rose, Hybrid Tea	bunched 12s	740	11.59	508	10.87	520	11.10

Wtd Avg - Simple weighted average



### REGIONAL CONVENTIONAL DETAILS

Commodity	Variety	Unit	NORTHEAST U.S.				SOUTHEAST U.S.				MIDWEST U.S.			
			Price Range	Number of Ads	Wtd Avg Price	% Marked Local	Price Range	Number of Ads	Wtd Avg Price	% Marked Local	Price Range	Number of Ads	Wtd Avg Price	% Marked Local
<b>FRUIT</b>														
Apple Pears		each									0.99	8	0.99	
Apple Pears		per lb	1.99	6	1.99									
Apples	Envy	per lb					1.79	74	1.79					
Apples	Fuji	3 lb bag	4.49	24	4.49		4.49	228	4.49					
Apples	Fuji	per lb					1.69 - 1.79	104	1.76		0.99	22	0.99	
Apples	Gala/Royal Gala	2 lb bag					2.98	26	2.98					
Apples	Gala/Royal Gala	3 lb bag	3.49 - 4.49	702	3.52		2.99 - 5.49	680	3.90		2.99 - 3.99	465	3.47	
Apples	Gala/Royal Gala	5 lb bag					5.00	119	5.00					
Apples	Gala/Royal Gala	per lb	0.99 - 1.29	113	1.01	7	0.99 - 1.79	85	1.69		0.99 - 1.69	287	1.33	
Apples	Ginger Gold	per lb	1.29	9	1.29	100								
Apples	Golden Delicious	2 lb bag					2.98	26	2.98					
Apples	Golden Delicious	per lb									0.79	7	0.79	
Apples	Granny Smith	2 lb bag					2.98	26	2.98					
Apples	Granny Smith	per lb	1.49 - 1.99	279	1.56		0.99 - 1.99	318	1.85		0.99 - 1.49	39	1.34	
Apples	Honeycrisp	2 lb bag					2.98	26	2.98		2.99	22	2.99	
Apples	Honeycrisp	3 lb bag	4.49	24	4.49		2.99 - 4.49	230	4.48		2.99	39	2.99	
Apples	Honeycrisp	per lb	1.29 - 2.99	381	1.82	2	1.29 - 1.99	1974	1.96		0.97 - 1.99	329	1.41	
Apples	Jazz	per lb					1.79	74	1.79		0.99	188	0.99	
Apples	Pink Lady/Cripps Pink	2 lb bag					2.98	26	2.98					
Apples	Pink Lady/Cripps Pink	per lb	1.49 - 1.99	96	1.61		0.99 - 1.99	249	1.93		1.48	329	1.48	
Apples	Red Delicious	3 lb bag	4.49	24	4.49		2.99 - 4.99	295	4.59		2.99	39	2.99	
Apples	Red Delicious	per lb	1.29	76	1.29		0.89 - 1.69	149	1.35		0.99 - 1.49	61	1.21	
Apples, Processed	Juice	128 oz (1 gallon)	6.99	190	6.99									
Apples, Processed	Juice	64 oz (1/2 gallon)	1.99 - 4.69	615	2.76		2.00 - 3.00	314	2.38		1.49 - 3.97	620	2.79	
Apples, Processed	Juice Marked Cider	128 oz (1 gallon)	5.99	272	5.99									
Apples, Processed	Juice Marked Cider	64 oz (1/2 gallon)									1.99 - 2.99	27	2.40	
Avocados	Hass	each	0.59 - 2.50	851	1.27		0.59 - 1.67	647	1.19		0.88 - 1.69	382	1.26	
Avocados	Hass-Marked Extra Large	each									2.50	114	2.50	
Avocados	Hass-Marked Large	each									0.99 - 1.67	155	1.45	
Avocados	Hass-Marked Medium	each									0.99	6	0.99	
Avocados	Various Greenskin Marked Large	each	2.50	190	2.50									

Wtd Avg - Simple weighted average



Commodity	Variety	Unit	NORTHEAST U.S.				SOUTHEAST U.S.				MIDWEST U.S.			
			Price Range	Number of Ads	Wtd Avg Price	% Marked Local	Price Range	Number of Ads	Wtd Avg Price	% Marked Local	Price Range	Number of Ads	Wtd Avg Price	% Marked Local
Avocados	Various Greenskin Varieties	each					2.00 - 3.00	1607	2.86					
Bananas		per lb	0.59 - 0.69	73	0.63		0.49 - 0.59	74	0.54		0.38 - 0.79	181	0.43	
Blackberries		5.6-6 oz package	3.34 - 3.99	212	3.42		2.98 - 3.34	1324	3.31		1.99 - 2.99	791	2.05	
Blueberries		1 pint (11-12 oz cntr w/ lid)	1.79 - 4.99	1222	2.51		2.00 - 3.99	704	3.19	3	0.99 - 3.99	1575	2.01	
Blueberries		18 oz package	2.49 - 4.99	475	3.61		3.99	23	3.99					
Blueberries		6 oz package					1.95	73	1.95		1.95	22	1.95	
Cactus Pears		per lb	1.49	8	1.49									
Cantaloupes		each	1.99 - 3.99	1981	2.74		2.00 - 3.99	3442	3.30	1	1.99 - 3.99	499	3.20	11
Cantaloupes		per lb									0.66	25	0.66	
Cherries	Red Varieties	per lb	4.99 - 5.99	430	5.95		3.99 - 4.99	40	4.06		3.99 - 4.99	204	4.59	
Clementines		2 lb bag	3.99 - 4.99	256	4.06		3.49 - 3.99	23	3.79		4.99	20	4.99	
Clementines		3 lb bag	3.99 - 6.99	419	4.85		4.99 - 5.54	102	5.45		4.99 - 5.99	30	5.52	
Grapefruit	RED	each	1.00	8	1.00		0.99 - 1.00	104	1.00					
Grapefruit	RED	per lb									0.98 - 1.88	114	1.82	
Grapes	Black Seedless	per lb	1.98 - 2.99	866	2.63		1.49 - 2.99	1197	1.94		1.49 - 2.49	1062	1.75	
Grapes	Red Globe Seeded Type	per lb									2.48	8	2.48	
Grapes	Red Seedless	per lb	1.29 - 3.49	1966	2.43		1.29 - 2.99	3692	2.39		1.49 - 3.99	1485	1.98	
Grapes	White Seedless Type	per lb	1.29 - 3.49	2564	2.28		1.29 - 2.99	3214	1.99		0.99 - 3.99	2289	1.73	
Honeydews		each	3.33 - 5.99	552	4.22		3.99 - 4.99	1255	4.97		1.99 - 4.99	196	3.89	
Honeydews		per lb									0.66	25	0.66	
Kiwifruit	Hayward	1-lb containers with lids	3.99 - 5.99	109	4.92									
Kiwifruit	Hayward	each	0.50 - 0.67	66	0.60		0.40 - 0.50	302	0.48					
Kiwifruit	Yellow Flesh	1-lb containers with lids	5.99 - 6.99	81	6.19		3.49 - 3.99	1019	3.95		3.99 - 4.99	50	4.21	
Kiwifruit	Yellow Flesh	each	1.25	6	1.25									
Lemons		1 lb bag	2.50	190	2.50									
Lemons		2 lb bag	3.49 - 3.99	705	3.83		1.98 - 3.99	990	3.35		2.69 - 3.89	77	3.09	
Lemons		each	0.33 - 0.83	622	0.62		0.50 - 0.99	278	0.65		0.50 - 0.88	284	0.82	
Lemons		per lb					0.69	34	0.69		0.99	14	0.99	
Limes		each	0.25 - 0.75	286	0.46		0.10 - 0.69	501	0.59		0.25 - 0.88	318	0.80	
Mangoes	Round Varieties	each	0.80 - 1.50	575	1.08		0.80 - 1.50	2146	1.20		0.88 - 1.27	265	1.00	
Mangoes	Round Varieties Marked Extra Large	each									1.25	17	1.25	
Mangoes	Round Varieties Marked Large	each	1.00	183	1.00		1.25 - 1.50	60	1.31		1.25	10	1.25	
Mangoes	Round Varieties Marked Small	each					0.50	15	0.50					
Mangoes	Yellow Varieties	each	0.75 - 1.00	156	0.99						0.66 - 1.25	36	0.89	
Mangoes	Yellow Varieties Marked Large	each					1.00	14	1.00					

Wtd Avg - Simple weighted average



National Retail Report - Specialty Crops  
Friday, August 16, 2024 - Page 14

Commodity	Variety	Unit	NORTHEAST U.S.				SOUTHEAST U.S.				MIDWEST U.S.			
			Price Range	Number of Ads	Wtd Avg Price	% Marked Local	Price Range	Number of Ads	Wtd Avg Price	% Marked Local	Price Range	Number of Ads	Wtd Avg Price	% Marked Local
Nectarines	Various White Flesh Varieties	per lb	1.99 - 3.99	730	3.10		2.49 - 3.49	2038	2.59		0.99 - 2.99	201	2.86	
Nectarines	Various Yellow Flesh Varieties	per lb	1.79 - 3.49	913	2.51		0.99 - 3.49	2228	2.53		0.99 - 3.99	532	2.68	1
Oranges	Navel	3 lb bag	3.99 - 4.99	345	4.26		2.99 - 5.99	563	5.01					
Oranges	Navel	4 lb bag									4.90	7	4.90	
Oranges	Navel	each	0.79 - 1.25	1234	1.00		0.79 - 1.00	1124	0.82					
Oranges	Navel	per lb					1.00	14	1.00		1.48	130	1.48	
Oranges	Navel, Cara Cara	3 lb bag	3.99 - 6.49	175	4.42									
Oranges	Navel, Cara Cara	each					0.75	9	0.75					
Oranges	Valencia	4 lb bag									5.99	14	5.99	
Papaya	Maradol/Tainung Types	per lb	0.99 - 1.49	575	1.16		0.79	34	0.79		0.98 - 1.29	51	1.07	
Peaches	Various White Flesh Varieties	per lb	1.99 - 3.99	1013	3.05		0.99 - 3.49	2081	2.56		0.99 - 2.99	223	2.73	
Peaches	Various Yellow Flesh Varieties	per lb	0.99 - 2.99	2029	1.76	4	0.99 - 2.49	2125	2.33		0.99 - 3.99	1221	2.39	16
Pears	Bartlett	2 lb bag									3.99	22	3.99	
Pears	Bartlett	per lb	0.99 - 2.49	333	1.71		1.28 - 2.49	717	1.86		0.99 - 2.26	1031	1.54	
Pears	Bosc	per lb	2.49	24	2.49		2.49	228	2.49					
Pears	D'Anjou	per lb	2.49	24	2.49									
Pineapples		each	1.99 - 3.00	260	2.71		0.98 - 2.99	1118	2.05		0.99 - 2.99	45	1.26	
Plums		per lb	1.49 - 3.49	1828	2.38		1.59 - 3.49	655	2.61		0.99 - 2.99	1249	2.24	
Plums	Interspecific Type	per lb	1.99 - 2.49	108	2.46		2.49 - 2.99	1423	2.57		1.49 - 3.99	1017	2.51	
Prunes		per lb									1.49	16	1.49	
Raspberries		6 oz package	2.29 - 3.99	588	2.56						2.50 - 2.99	32	2.75	
Strawberries		1 lb package	2.99 - 3.99	824	3.40		1.48 - 3.99	673	3.08		1.99 - 3.50	433	2.92	
Strawberries		2 lb package	3.99	175	3.99		5.98	34	5.98		2.77	11	2.77	
Tangelos		each	1.00	27	1.00									
Tangelos		per lb	1.49	10	1.49						1.99	16	1.99	
Tangerines/Mandarins		2 lb bag	3.99 - 4.99	208	4.21		3.99	27	3.99		4.99	10	4.99	
Tangerines/Mandarins		3 lb bag	2.99 - 5.99	841	3.76		2.99 - 5.99	2493	4.11		2.99 - 5.99	1815	4.14	
Tangerines/Mandarins		per lb									0.99 - 1.99	36	1.43	
Watermelons	Red Flesh Seeded Type	each					3.99	38	3.99		4.99 - 5.99	29	5.44	
Watermelons	Red Flesh Seedless Miniature	each	3.33 - 3.99	392	3.74		3.34 - 3.99	92	3.64		3.50	61	3.50	
Watermelons	Red Flesh Seedless Miniature	per lb	0.69	6	0.69									
Watermelons	Red Flesh Seedless Type	each	2.99 - 7.99	1729	4.71		2.98 - 6.99	1128	5.28	3	2.99 - 5.99	1665	4.53	10
Watermelons	Red Flesh Seedless Type	per lb	0.39 - 0.79	55	0.68						0.79	8	0.79	

Wtd Avg - Simple weighted average



Commodity	Variety	Unit	NORTHEAST U.S.				SOUTHEAST U.S.				MIDWEST U.S.			
			Price Range	Number of Ads	Wtd Avg Price	% Marked Local	Price Range	Number of Ads	Wtd Avg Price	% Marked Local	Price Range	Number of Ads	Wtd Avg Price	% Marked Local
<b>POTATOES &amp; ONIONS</b>														
Onions, Dry	RED	2 lb bag	2.99	8	2.99									
Onions, Dry	RED	per lb	0.99 - 1.49	87	1.44		0.99 - 2.99	314	2.66		0.99 - 1.69	80	1.11	
Onions, Dry	WHITE	per lb					0.99 - 1.69	260	1.51		0.79 - 1.49	104	1.12	
Onions, Dry	YELLOW	2 lb bag	1.49 - 2.50	474	1.88		2.00	38	2.00		1.50 - 1.99	110	1.93	87
Onions, Dry	YELLOW	3 lb bag	1.88 - 3.99	1018	2.81		1.99 - 3.99	197	2.77		1.49 - 2.99	50	2.37	
Onions, Dry	YELLOW	5 lb bag	3.00	11	3.00									
Onions, Dry	YELLOW	per lb	1.49	22	1.49		0.50 - 1.69	95	0.98		0.49 - 1.49	246	1.40	
Onions, Dry	YELLOW MARKED SWEET	2 lb bag					1.68	26	1.68					
Onions, Dry	YELLOW MARKED SWEET	3 lb bag	2.99 - 3.99	687	3.72		2.99 - 4.99	1283	4.90		2.50	39	2.50	
Onions, Dry	YELLOW MARKED SWEET	5 lb bag	3.99	75	3.99		3.99	75	3.99		3.99	39	3.99	
Onions, Dry	YELLOW MARKED SWEET	per lb	0.99 - 1.69	421	1.49	2	0.89 - 1.69	573	1.11		0.89 - 1.79	264	1.48	8
Potatoes	ROUND RED	3 lb bag					2.50	12	2.50		2.99	28	2.99	
Potatoes	ROUND RED	5 lb bag	4.99	280	4.99		2.99 - 3.99	93	3.68		2.49 - 4.99	79	3.48	13
Potatoes	ROUND RED	per lb	1.29 - 1.49	219	1.47		0.89	13	0.89		0.69	8	0.69	
Potatoes	ROUND WHITE	5 lb bag	2.99 - 4.99	459	4.43	15	3.98	15	3.98					
Potatoes	RUSSET	10 lb bag	3.99	37	3.99		2.99 - 4.98	424	3.15		2.90 - 3.99	101	3.64	
Potatoes	RUSSET	3 lb bag	2.00	163	2.00		1.49 - 2.00	49	1.89					
Potatoes	RUSSET	5 lb bag	2.48 - 4.99	606	3.46		1.98 - 3.99	1272	3.93		1.29 - 4.99	623	3.20	34
Potatoes	RUSSET	8 lb bag	2.99	8	2.99		2.99 - 5.49	204	4.58		2.99 - 3.49	28	3.38	
Potatoes	RUSSET	per lb	0.79 - 1.29	386	0.99		0.79 - 0.98	958	0.79		0.79 - 1.26	73	0.98	
Potatoes	YELLOW TYPE	10 lb bag									2.99	8	2.99	
Potatoes	YELLOW TYPE	3 lb bag					2.50	12	2.50		2.99	28	2.99	
Potatoes	YELLOW TYPE	5 lb bag	4.99	272	4.99		2.00 - 3.99	64	3.15		2.00 - 4.99	74	4.19	
Potatoes	YELLOW TYPE	per lb	1.49	200	1.49									
<b>VEGETABLES</b>														
Asparagus	GREEN	per lb	2.69 - 4.49	112	3.08		3.49	463	3.49		2.99 - 3.99	836	3.18	
Beans	ROUND GREEN TYPE	12 oz bag	2.50 - 3.99	362	2.65		2.99	74	2.99		2.50	188	2.50	
Beans	ROUND GREEN TYPE	per lb	1.29 - 1.99	673	1.73	10	1.58 - 1.69	49	1.59		1.49 - 1.99	279	1.72	72
Beets		per bunch	1.99 - 2.99	197	2.26	32	2.99	3	2.99		2.99	106	2.99	100
Beets		per lb									0.49 - 0.59	22	0.55	
Bok Choy		per lb	1.49	54	1.49									
Broccoli		per bunch	1.49	60	1.49		1.95 - 2.99	1268	2.93		1.49 - 2.50	120	1.89	
Broccoli		per lb	1.29	413	1.29		2.49	74	2.49					
Broccoli	CROWN CUT	per lb	1.00 - 2.79	667	1.92		1.48 - 2.49	327	2.08		1.99 - 2.38	249	2.30	

Wtd Avg - Simple weighted average



Commodity	Variety	Unit	NORTHEAST U.S.				SOUTHEAST U.S.				MIDWEST U.S.			
			Price Range	Number of Ads	Wtd Avg Price	% Marked Local	Price Range	Number of Ads	Wtd Avg Price	% Marked Local	Price Range	Number of Ads	Wtd Avg Price	% Marked Local
Brussels Sprouts		1 lb bag	1.89	442	1.89		2.49	530	2.49		2.29	735	2.29	
Brussels Sprouts		12 oz bag					2.99	74	2.99		3.49 - 3.50	127	3.50	
Brussels Sprouts		per lb					3.49	463	3.49		2.99	570	2.99	
Cabbage	RED TYPE	per lb	0.79 - 0.99	544	0.94						0.88	106	0.88	100
Cabbage	ROUND GREEN TYPE	per lb	0.59 - 0.79	1191	0.74	30	0.59 - 0.89	299	0.74	10	0.45 - 0.89	425	0.73	77
Carrots		2 lb bag	2.00 - 2.50	27	2.15						1.50 - 1.99	156	1.92	80
Carrots		per lb									1.00	39	1.00	
Carrots	BABY PEELED	1 lb bag	1.00 - 1.99	467	1.56		0.99 - 1.69	342	1.39		0.97 - 1.50	182	1.46	
Carrots	BABY PEELED	2 lb bag	1.99	272	1.99						1.99 - 2.68	282	2.48	
Cauliflower		each	2.00 - 3.99	1176	2.46		1.95 - 3.49	196	2.60		1.95 - 3.49	305	2.87	
Cauliflower		per lb									0.79 - 1.69	246	1.41	
Celery		each	0.89 - 2.00	678	1.50		0.98 - 1.89	207	1.54	4	0.89 - 1.69	205	1.54	
Celery	HEARTS	per package	2.49 - 3.50	319	3.01		2.00	34	2.00					
Chayote		each	0.67	9	0.67						0.50	6	0.50	
Chayote		per lb									0.99	16	0.99	
Chinese Cabbage		per lb	1.69	6	1.69									
Cilantro		per bunch	0.99	8	0.99						0.49 - 0.99	92	0.62	14
Collards		1 lb bag	2.00 - 3.50	183	2.16		2.00 - 3.50	41	2.11					
Collards		per bunch	1.49	131	1.49						1.49	106	1.49	100
Collards		per lb	1.49	227	1.49	100	1.49	40	1.49	100	0.79	22	0.79	100
Corn-Sweet		each	0.25 - 0.69	1499	0.42	24	0.20 - 0.99	1649	0.55		0.24 - 0.69	967	0.38	40
Corn-Sweet		trays 4-5 ears film wrapped	2.99 - 5.00	1153	4.13		1.95 - 5.00	131	2.88		1.95 - 4.49	778	3.92	1
Cucumbers		each	0.50 - 1.00	819	0.66	12	0.40 - 1.00	1351	0.63		0.33 - 0.99	579	0.80	41
Cucumbers		per lb	0.99	7	0.99	100								
Cucumbers	LONG SEEDLESS - Greenhouse	each	0.89 - 2.00	980	1.36		0.99 - 2.00	1567	1.90		0.88 - 2.00	288	1.52	
Eggplant		each									1.99	115	1.99	100
Eggplant		per lb	0.89 - 1.99	1327	1.37	38	0.99	40	0.99	100	0.99 - 1.98	163	1.04	26
Garlic		per lb	3.99	9	3.99									
Garlic		per sleeve	2.00	35	2.00		2.00	3	2.00					
Jalapeno Peppers		per lb	0.99 - 1.69	300	1.44		1.29	945	1.29		0.79 - 1.99	783	1.57	20
Kale		1 lb bag	2.00 - 3.50	183	2.16		2.00 - 3.50	41	2.11					
Kale		per bunch	1.49	131	1.49						1.49 - 1.79	124	1.53	100
Kale		per lb	1.49	227	1.49	100	1.49	40	1.49	100				
Lettuce	Boston	each	1.50	78	1.50									
Lettuce	Boston	per lb	0.99	7	0.99	100								
Lettuce	Green Leaf	each	0.89 - 1.99	395	1.66	31	1.49	945	1.49					
Lettuce	Green Leaf	per lb	1.99	65	1.99						1.99	114	1.99	100

Wtd Avg - Simple weighted average





Commodity	Variety	Unit	NORTHEAST U.S.				SOUTHEAST U.S.				MIDWEST U.S.			
			Price Range	Number of Ads	Wtd Avg Price	% Marked Local	Price Range	Number of Ads	Wtd Avg Price	% Marked Local	Price Range	Number of Ads	Wtd Avg Price	% Marked Local
Lettuce	Iceberg	each	0.99 - 2.00	825	1.66		1.29 - 2.00	1453	1.95		0.99 - 1.67	191	1.25	
Lettuce	Red Leaf	each	0.89 - 1.99	395	1.66	31								
Lettuce	Red Leaf	per lb	1.99	65	1.99						1.99	114	1.99	100
Lettuce	Romaine	each	0.89 - 1.50	317	1.46	70					0.99	30	0.99	
Lettuce	Romaine	per lb	0.99 - 1.99	93	1.81						1.49 - 1.69	113	1.66	
Lettuce	Romaine (Hearts)	3 count	1.99 - 3.99	832	2.96		2.49 - 3.99	1380	3.40		1.50 - 3.99	226	3.22	
Mixed Mini Sweet Peppers		1 lb package	3.99 - 4.49	15	4.29		3.50 - 3.99	26	3.78		2.99 - 3.50	66	3.45	
Mushrooms	CREMINI	8 oz package	1.79 - 2.50	422	2.48						2.49 - 2.50	20	2.50	
Mushrooms	PORTOBELLA	6 oz package	2.99 - 4.49	73	4.33									
Mushrooms	WHITE	12 oz tray wrapped									2.50	102	2.50	
Mushrooms	WHITE	8 oz package	1.00 - 3.99	1182	2.22		1.00 - 2.00	696	1.95		1.49 - 2.99	528	1.90	
Mushrooms	WHITE	per lb									3.28	9	3.28	
Mustard		1 lb bag	3.50	20	3.50									
Onions, Green		per bunch	0.67 - 0.99	292	0.89	55	0.67	40	0.67		0.49 - 0.99	62	0.71	20
Peppers (Bell Type)	GREEN	each	0.59 - 1.49	235	0.93	31	0.59 - 1.19	1220	0.63		0.59 - 1.90	568	0.87	41
Peppers (Bell Type)	GREEN	per lb	0.99 - 2.19	489	1.57	72	1.49	40	1.49	100	1.29 - 2.99	91	1.59	
Peppers (Bell Type)	ORANGE - Greenhouse	each					1.00 - 2.00	164	1.55					
Peppers (Bell Type)	ORANGE	each	1.67	296	1.67		1.67	231	1.67		1.50 - 1.89	93	1.55	
Peppers (Bell Type)	ORANGE - Greenhouse	per lb	2.49	78	2.49									
Peppers (Bell Type)	ORANGE	per lb									2.99	24	2.99	
Peppers (Bell Type)	RED - Greenhouse	each					1.00 - 2.00	164	1.55					
Peppers (Bell Type)	RED	each	1.67	296	1.67		0.99 - 1.67	233	1.66		0.99 - 1.89	171	1.41	
Peppers (Bell Type)	RED - Greenhouse	per lb	2.49	78	2.49									
Peppers (Bell Type)	RED	per lb	1.49	9	1.49						2.99	24	2.99	
Peppers (Bell Type)	YELLOW - Greenhouse	each					1.00 - 2.00	164	1.55					
Peppers (Bell Type)	YELLOW	each	1.67	296	1.67		1.67	231	1.67		1.50 - 1.89	54	1.58	
Peppers (Bell Type)	YELLOW - Greenhouse	per lb	2.49	78	2.49									
Peppers (Bell Type)	YELLOW	per lb									2.99	24	2.99	
Radishes		1 lb bag	1.00	163	1.00		1.00	38	1.00		1.99	9	1.99	100
Radishes		per bunch	0.67 - 1.50	428	1.25	37	1.50	3	1.50	100	0.77 - 1.25	155	1.13	83
Salad (Mixed Types)		10-12 oz package	1.00 - 3.99	1228	2.56		0.99 - 3.50	550	3.04		2.50 - 3.97	160	3.11	
Salad (Mixed Types)		5-9 oz package	2.49 - 3.99	1483	2.79		2.50 - 3.50	463	3.37		2.50 - 3.97	229	3.09	
Serrano Peppers		per lb	1.49	8	1.49						0.79 - 1.59	68	1.09	26

Wtd Avg - Simple weighted average



Commodity	Variety	Unit	NORTHEAST U.S.				SOUTHEAST U.S.				MIDWEST U.S.			
			Price Range	Number of Ads	Wtd Avg Price	% Marked Local	Price Range	Number of Ads	Wtd Avg Price	% Marked Local	Price Range	Number of Ads	Wtd Avg Price	% Marked Local
Spinach		per bunch	2.00	19	2.00									
Spinach	FLAT TYPE	5-7 oz package					3.00 - 3.50	1210	3.01		3.00	10	3.00	
Spinach	FLAT TYPE	8-10 oz package	2.50 - 2.99	442	2.53						1.50 - 3.00	49	1.81	
Squash	Acorn	per lb									0.79 - 1.39	32	1.12	100
Squash	Butternut	per lb									0.79 - 1.39	32	1.12	100
Squash	Kabocha	per lb	1.29	34	1.29									
Squash	Spaghetti	per lb									0.79 - 1.39	32	1.12	100
Squash	Yellow Crookneck/Straightneck	per lb	0.99 - 1.99	1403	1.47	49	0.99 - 1.69	1202	1.34	81	0.99 - 1.99	470	1.42	64
Squash	Zucchini	per lb	0.89 - 1.99	2528	1.42	35	0.99 - 1.69	1724	1.32	57	0.79 - 1.99	1882	1.39	21
Sweet Potatoes		per lb	0.79 - 1.99	79	1.05		0.79 - 0.89	46	0.86	65	1.00 - 1.26	57	1.08	
Swiss Chard		per lb	1.49 - 1.99	116	1.95	92								
Tomatillos		per lb	0.99	8	0.99						0.69 - 1.49	106	0.98	37
Tomatoes		per lb	1.29 - 2.49	477	1.86	45	1.29 - 1.99	1015	1.30	94	1.46 - 1.99	71	1.83	69
Tomatoes	Cherry Type	10 oz package									2.00 - 3.99	21	2.95	
Tomatoes	GRAPE TYPE	1 pint package	0.99 - 3.49	1446	2.09	11	1.50 - 2.99	1741	2.15		1.50 - 3.00	389	2.37	27
Tomatoes	GRAPE TYPE	10 oz package	2.50	167	2.50		1.99	30	1.99		2.00 - 3.99	45	2.27	
Tomatoes	Plum Type (Roma)	per lb	1.48 - 1.99	388	1.63	4	0.89 - 1.99	99	1.49		0.79 - 1.99	184	1.42	11
Tomatoes	VINE RIPES - Greenhouse	per lb	1.49 - 1.99	58	1.90	12	1.88 - 1.99	296	1.97		1.69 - 2.49	19	2.07	47
Tomatoes	VINE RIPES	per lb	1.49 - 1.99	154	1.95	23	1.79	12	1.79		1.49 - 1.99	212	1.92	78
Tomatoes	Vine Ripes - Heirloom Varieties - Greenhouse	per lb	3.99	6	3.99						3.99	6	3.99	100
Tomatoes	VINE RIPES - ON THE VINE - Greenhouse	per lb	1.29 - 1.99	513	1.55	1	1.29 - 1.99	2106	1.88		0.99 - 1.99	392	1.72	28
Turnip Tops		1 lb bag	3.50	20	3.50									
<b>OTHER SPECIALTY CROP ITEMS</b>														
Hemp Protein		16 oz					14.39 - 14.99	138	14.62					
Hemp Protein		8 oz					8.49	86	8.49					
Hemp Seeds Shelled		10 oz									3.29	13	3.29	
Hemp Seeds Shelled		16 oz	14.39	122	14.39						13.99 - 14.39	127	14.20	
Hemp Seeds Shelled		7 oz					7.39	86	7.39		9.59	67	9.59	
Hemp Seeds Shelled		8 oz	8.49 - 9.99	138	8.59		5.35 - 9.99	126	7.26					
<b>SEASONAL ITEMS</b>														
Ornamentals	Chrysanthemums	6 inch pots					10.89	74	10.89		9.99	22	9.99	
Ornamentals	Chrysanthemums	8 Inch Pots									7.48	18	7.48	
Ornamentals	Gladiolas	bunched 10s									6.00	92	6.00	100

Wtd Avg - Simple weighted average



Commodity	Variety	Unit	NORTHEAST U.S.				SOUTHEAST U.S.				MIDWEST U.S.			
			Price Range	Number of Ads	Wtd Avg Price	% Marked Local	Price Range	Number of Ads	Wtd Avg Price	% Marked Local	Price Range	Number of Ads	Wtd Avg Price	% Marked Local
Ornamentals	Rose, Hybrid Tea	bunched 10s					9.99	74	9.99					
Ornamentals	Rose, Hybrid Tea	bunched 12s	10.98 - 11.99	474	11.03		10.98	14	10.98		7.99 - 11.98	58	9.78	

Wtd Avg - Simple weighted average



Commodity	Variety	Unit	SOUTH CENTRAL U.S.				SOUTHWEST U.S.				NORTHWEST U.S.			
			Price Range	Number of Ads	Wtd Avg Price	% Marked Local	Price Range	Number of Ads	Wtd Avg Price	% Marked Local	Price Range	Number of Ads	Wtd Avg Price	% Marked Local
<b>FRUIT</b>														
Apple Pears		per lb					1.99	49	1.99					
Apples	Ambrosia	per lb	0.99	14	0.99		0.99	2	0.99		0.99 - 1.29	17	1.10	
Apples	Fuji	3 lb bag	2.50	303	2.50		2.59 - 2.99	15	2.83					
Apples	Fuji	per lb	0.99 - 1.59	223	1.43		0.89 - 1.99	426	1.34		1.49	131	1.49	100
Apples	Gala/Royal Gala	3 lb bag	2.50 - 3.49	602	2.99		3.49	365	3.49		3.49	72	3.49	
Apples	Gala/Royal Gala	per lb	0.77 - 0.99	363	0.81		0.79 - 1.69	76	0.97					
Apples	Golden Delicious	per lb	1.29	16	1.29									
Apples	Granny Smith	3 lb bag					2.59 - 2.99	15	2.83					
Apples	Granny Smith	per lb	0.99 - 1.59	237	1.40		0.99	46	0.99					
Apples	Honeycrisp	2 lb bag					0.99	2	0.99					
Apples	Honeycrisp	3 lb bag	2.99	6	2.99									
Apples	Honeycrisp	per lb	0.99 - 1.99	496	1.69		0.88 - 1.99	507	1.23		0.88 - 1.99	48	1.47	
Apples	Pink Lady/Cripps Pink	per lb	0.99 - 1.48	112	1.20		0.99	97	0.99		1.49	4	1.49	
Apples	Red Delicious	3 lb bag	2.99	6	2.99		2.59	6	2.59					
Apples	Red Delicious	per lb	0.99	68	0.99		2.99	9	2.99					
Apples, Processed	Juice	64 oz (1/2 gallon)	0.99 - 3.49	261	2.08		1.99 - 3.99	584	2.44		1.25 - 3.99	192	2.78	42
Avocados	Hass	each	0.67 - 2.99	709	1.50						0.99 - 2.50	59	1.91	
Avocados	Hass-Marked Large	each	1.29 - 2.00	264	1.72		1.25 - 2.00	114	1.48					
Avocados	Hass-Marked Medium	each	0.67 - 0.89	175	0.80		0.88 - 2.00	604	1.46		0.99	131	0.99	
Avocados	Hass-Marked Small	each					0.25	9	0.25					
Avocados	Various Greenskin Varieties	each	2.50	29	2.50									
Bananas		per lb	0.50	65	0.50		0.33 - 0.67	399	0.45					
Blackberries		5.6-6 oz package	2.99	61	2.99		3.50	392	3.50					
Blueberries		1 pint (11-12 oz cntr w/ lid)	1.98 - 3.34	292	2.37		0.99 - 5.99	112	1.69					
Blueberries		18 oz package	3.99 - 4.99	169	4.11		3.99 - 4.77	378	4.24		3.49 - 4.99	134	3.61	
Blueberries		6 oz package	1.95 - 1.99	10	1.97		1.50 - 3.50	491	3.20		1.50 - 2.50	73	1.95	
Cactus Pears		each	0.16 - 0.44	268	0.24		0.33 - 0.40	169	0.36					
Cactus Pears		per lb	1.29	16	1.29									
Cantaloupes		each	1.00 - 3.99	796	2.66		2.00 - 3.99	955	2.96	66	2.00 - 3.99	445	3.31	
Cantaloupes		per lb	0.39 - 0.69	85	0.50		0.25 - 0.69	237	0.34		0.69 - 0.79	53	0.71	20
Cherries	Red Varieties	per lb	1.59 - 3.99	37	2.04		3.69	40	3.69					
Clementines		2 lb bag	4.99	99	4.99		5.99	146	5.99		2.99	287	2.99	
Clementines		3 lb bag									4.99	14	4.99	
Grapefruit	RED	each	0.99	103	0.99		0.50	61	0.50					
Grapefruit	RED	per lb					0.34	7	0.34					

Wtd Avg - Simple weighted average



Commodity	Variety	Unit	SOUTH CENTRAL U.S.				SOUTHWEST U.S.				NORTHWEST U.S.			
			Price Range	Number of Ads	Wtd Avg Price	% Marked Local	Price Range	Number of Ads	Wtd Avg Price	% Marked Local	Price Range	Number of Ads	Wtd Avg Price	% Marked Local
Grapes	Black Seedless	per lb	0.99 - 1.99	445	1.65		0.97 - 3.99	1242	1.93	29	0.99 - 1.99	59	1.71	
Grapes	Red Seedless	per lb	0.99 - 2.98	1114	1.65		0.97 - 3.99	1611	2.58	56	0.99 - 2.98	345	1.97	
Grapes	White Seedless Type	per lb	0.99 - 2.98	1859	1.63	2	0.97 - 3.99	2112	2.30	43	0.99 - 2.98	486	1.82	
Honeydews		each	3.00 - 4.99	45	4.59		3.00 - 3.99	368	3.04	4	3.99 - 4.43	309	4.02	
Honeydews		per lb					0.39	8	0.39		0.99	4	0.99	
Kiwifruit	Hayward	1-lb containers with lids									4.99	135	4.99	
Kiwifruit	Yellow Flesh	1-lb containers with lids	3.99	61	3.99									
Kiwifruit	Yellow Flesh	2-lb containers with lids					7.99	40	7.99					
Lemons		2 lb bag	2.98 - 4.99	304	3.42									
Lemons		each	0.50 - 0.88	72	0.75		0.33 - 0.50	192	0.49					
Lemons		per lb					0.79 - 0.99	107	0.88					
Limes		each	0.09 - 0.88	300	0.28		0.33 - 0.50	553	0.39		0.34 - 0.50	113	0.48	
Limes		per lb	1.49	11	1.49		0.99	114	0.99					
Mangoes	Round Varieties	each	0.67 - 2.00	884	0.90		0.50 - 1.67	1116	1.16		0.99 - 1.50	281	1.30	
Mangoes	Round Varieties Marked Extra Large	each	1.97	11	1.97		0.99 - 1.67	178	1.39					
Mangoes	Round Varieties Marked Large	each	0.67 - 1.25	105	0.85		1.25 - 1.50	55	1.44					
Mangoes	Yellow Varieties	each	0.99	14	0.99		0.33 - 1.25	371	0.48					
Mangoes	Yellow Varieties Marked Extra Large	each					1.50	9	1.50					
Mangoes	Yellow Varieties Marked Large	each	0.89	65	0.89									
Nectarines	Various White Flesh Varieties	per lb	1.99 - 2.99	81	2.35		1.99 - 3.49	98	2.46	26	3.98	6	3.98	
Nectarines	Various Yellow Flesh Varieties	per lb	0.99 - 2.99	410	2.27		0.99 - 3.99	1603	2.36	75	0.97 - 5.49	415	1.49	19
Oranges	Navel	3 lb bag	4.98 - 5.99	173	5.22									
Oranges	Navel	each	0.44 - 0.79	113	0.55									
Oranges	Navel	per lb	1.47 - 1.69	272	1.60		0.99 - 1.99	130	1.14					
Oranges	Valencia	4 lb bag					5.00	6	5.00					
Oranges	Valencia	per lb					1.25	7	1.25					
Papaya	Maradol/Tainung Types	per lb	0.69 - 0.99	87	0.77		0.50 - 1.39	242	0.95					
Papaya	Solo Type	each					2.69	40	2.69					
Peaches	Various White Flesh Varieties	per lb	1.99 - 2.99	214	2.13		1.99 - 3.99	240	2.43	10	3.98	6	3.98	
Peaches	Various Yellow Flesh Varieties	per lb	0.97 - 2.99	1278	1.57	1	0.99 - 3.99	1686	2.40	79	0.97 - 3.59	373	1.36	2
Pears	Bartlett	per lb	1.49 - 2.29	540	1.57		0.79 - 2.49	690	1.62	32	1.48 - 2.49	291	1.52	27
Pineapples		each	0.99 - 2.99	58	2.20		4.99	26	4.99		3.98	81	3.98	
Pineapples		per lb	0.89	65	0.89		0.69 - 0.88	54	0.85		0.89 - 0.99	115	0.96	
Plums		per lb	1.49 - 2.99	689	2.14	6	0.89 - 2.99	1561	2.26	61	0.97 - 2.69	537	1.53	

Wtd Avg - Simple weighted average



Commodity	Variety	Unit	SOUTH CENTRAL U.S.				SOUTHWEST U.S.				NORTHWEST U.S.			
			Price Range	Number of Ads	Wtd Avg Price	% Marked Local	Price Range	Number of Ads	Wtd Avg Price	% Marked Local	Price Range	Number of Ads	Wtd Avg Price	% Marked Local
Plums	Interspecific Type	per lb	0.97 - 2.99	645	1.71		1.99 - 3.99	590	2.50	29	1.49 - 2.49	185	2.16	
Prunes		per lb					1.99 - 2.69	24	2.22					
Raspberries		6 oz package	1.89 - 1.99	280	1.89		1.50 - 3.50	449	3.30		1.50 - 2.99	51	2.28	
Strawberries		1 lb package	1.99 - 3.99	221	2.81		1.99 - 4.99	596	3.61	20	2.50 - 2.99	133	2.54	
Strawberries		2 lb package	3.77 - 4.79	486	4.21		5.00 - 5.99	309	5.60		3.99	1	3.99	
Tangelos		per lb					0.99 - 3.49	125	1.24		3.49	22	3.49	
Tangerines/Mandarins		2 lb bag	4.99 - 5.99	72	5.10		4.00	6	4.00					
Tangerines/Mandarins		3 lb bag	2.99 - 6.99	1125	4.49		2.69 - 6.99	1005	5.41		4.99 - 5.54	41	5.29	
Tangerines/Mandarins		each	0.60	171	0.60									
Tangerines/Mandarins		per lb	0.97 - 1.50	368	1.06		0.99 - 2.49	180	1.78		2.98	6	2.98	
Watermelons	Red Flesh Seeded Type	each	6.99	18	6.99									
Watermelons	Red Flesh Seeded Type	per lb					0.25	55	0.25					
Watermelons	Red Flesh Seedless Miniature	each	3.34 - 4.99	219	3.81		2.00 - 3.99	894	2.90	13	2.00 - 3.99	433	3.33	
Watermelons	Red Flesh Seedless Miniature	per lb					0.69	11	0.69					
Watermelons	Red Flesh Seedless Type	each	2.99 - 6.99	1208	4.87	6	4.99 - 5.99	243	5.04		5.99	10	5.99	100
Watermelons	Red Flesh Seedless Type	per lb	0.33	14	0.33		0.13 - 0.79	317	0.48		0.69	28	0.69	

**POTATOES & ONIONS**

Onions, Dry	RED	per lb	0.99 - 1.49	242	1.29		1.69 - 1.99	16	1.84		1.49	23	1.49	
Onions, Dry	WHITE	3 lb bag	1.99	7	1.99									
Onions, Dry	WHITE	per lb	0.69 - 1.39	592	1.02		0.69 - 0.79	262	0.77					
Onions, Dry	YELLOW	3 lb bag	1.99 - 2.99	299	2.71		0.99 - 1.00	95	1.00		1.98	9	1.98	
Onions, Dry	YELLOW	5 lb bag					3.00	6	3.00					
Onions, Dry	YELLOW	per lb	0.50 - 0.67	217	0.57		0.33 - 1.49	208	1.17	70	0.79	9	0.79	
Onions, Dry	YELLOW MARKED SWEET	3 lb bag	2.50 - 3.99	82	2.88									
Onions, Dry	YELLOW MARKED SWEET	5 lb bag	3.99	6	3.99									
Onions, Dry	YELLOW MARKED SWEET	per lb	0.97 - 1.49	635	1.31		0.99 - 2.49	266	1.05		1.49 - 2.49	32	2.18	
Potatoes	ROUND RED	3 lb bag	2.99	27	2.99									
Potatoes	ROUND RED	5 lb bag	2.50 - 3.99	55	3.57	16								
Potatoes	ROUND RED	per lb					0.69 - 0.99	79	0.96		0.79	17	0.79	
Potatoes	RUSSET	10 lb bag	2.99 - 4.49	260	4.15		1.50 - 2.99	70	2.53					
Potatoes	RUSSET	3 lb bag	1.49	60	1.49									
Potatoes	RUSSET	5 lb bag	1.50 - 2.99	634	2.40		1.29 - 3.00	327	2.45		1.28 - 2.49	31	2.14	

Wtd Avg - Simple weighted average



Commodity	Variety	Unit	SOUTH CENTRAL U.S.				SOUTHWEST U.S.				NORTHWEST U.S.			
			Price Range	Number of Ads	Wtd Avg Price	% Marked Local	Price Range	Number of Ads	Wtd Avg Price	% Marked Local	Price Range	Number of Ads	Wtd Avg Price	% Marked Local
Potatoes	RUSSET	per lb	0.49 - 1.28	133	1.19						0.79	9	0.79	100
Potatoes	YELLOW TYPE	3 lb bag	2.99	27	2.99									
Potatoes	YELLOW TYPE	5 lb bag	2.50 - 4.99	32	3.76									
Potatoes	YELLOW TYPE	per lb									0.79	17	0.79	
<b>VEGETABLES</b>														
Artichokes		each									2.49	61	2.49	
Asparagus	GREEN	per lb	2.99 - 4.99	408	3.61		2.99 - 4.99	934	4.12		1.99 - 3.49	485	2.60	
Beans	ROUND GREEN TYPE	12 oz bag	2.99	8	2.99		2.49	9	2.49					
Beans	ROUND GREEN TYPE	per lb					2.49	8	2.49		1.99 - 2.99	47	2.22	
Beets		per lb					0.49 - 0.99	66	0.85					
Bok Choy		per lb					1.69	40	1.69					
Broccoli		per bunch	1.95	4	1.95		1.95	34	1.95					
Broccoli		per lb	1.49	5	1.49						1.49	131	1.49	
Broccoli	CROWN CUT	per lb	1.99 - 2.49	218	2.08		0.99 - 2.49	100	1.28		1.68 - 2.79	55	2.27	
Brussels Sprouts		1 lb bag	2.29	274	2.29									
Brussels Sprouts		12 oz bag	2.99	8	2.99									
Brussels Sprouts		per lb	2.99 - 3.49	348	3.39		3.49	223	3.49		3.49	137	3.49	
Cabbage	RED TYPE	per lb	0.69	7	0.69									
Cabbage	ROUND GREEN TYPE	per lb	0.50 - 0.79	640	0.62		0.39 - 1.49	530	0.58		0.78 - 1.49	31	1.28	
Cactus Leaf (Nopales)		per lb					0.33	6	0.33					
Carrots		2 lb bag					0.95 - 1.00	104	0.95					
Carrots		5 lb film bag					3.00	42	3.00					
Carrots		per lb	0.79 - 0.89	97	0.82		0.50 - 0.89	79	0.70					
Carrots	BABY PEELED	1 lb bag	0.99 - 1.29	58	1.26		1.25 - 1.50	232	1.44					
Carrots	BABY PEELED	2 lb bag	2.68	42	2.68									
Cauliflower		each	1.95 - 2.77	98	2.74		1.95	34	1.95		3.49 - 3.98	29	3.59	
Cauliflower		per lb	1.49	5	1.49		0.69 - 0.99	196	0.90	27	1.49 - 2.49	497	2.10	
Celery		each	0.79 - 1.49	216	1.20		0.49 - 1.29	33	0.95	24	0.98	9	0.98	
Celery		per lb					1.49	10	1.49		1.49	22	1.49	
Celery	HEARTS	per package					1.67	7	1.67					
Chayote		each					0.50	61	0.50					
Chayote		per lb	0.69 - 1.29	95	0.88		0.69 - 1.49	58	0.86					
Cilantro		per bunch	0.50 - 1.19	144	0.66		0.34 - 0.69	34	0.55					
Corn-Sweet		each	0.38 - 0.80	587	0.48	12	0.25 - 0.75	873	0.38	56	0.40 - 1.00	101	0.69	36
Corn-Sweet		trays 4-5 ears film wrapped	1.95 - 4.49	14	3.76		1.95 - 2.49	257	2.42					
Cucumbers		each	0.25 - 1.19	495	0.71	2	0.25 - 0.79	777	0.61		0.75 - 0.89	337	0.79	
Cucumbers		per lb					0.59	11	0.59					

Wtd Avg - Simple weighted average



Commodity	Variety	Unit	SOUTH CENTRAL U.S.				SOUTHWEST U.S.				NORTHWEST U.S.			
			Price Range	Number of Ads	Wtd Avg Price	% Marked Local	Price Range	Number of Ads	Wtd Avg Price	% Marked Local	Price Range	Number of Ads	Wtd Avg Price	% Marked Local
Cucumbers	LONG SEEDLESS - Greenhouse	each	0.99 - 1.50	15	1.30		2.00	2	2.00		1.50 - 1.66	124	1.53	
Eggplant		each	1.50 - 2.49	19	2.02	100								
Eggplant		per lb	1.99	7	1.99		1.99	256	1.99					
Garlic		per sleeve	1.59 - 1.67	79	1.60		1.59 - 1.67	116	1.63					
Jalapeno Peppers		per lb	0.50 - 1.69	1016	1.06		0.49 - 0.99	546	0.87		0.98 - 0.99	24	0.99	
Lettuce	Green Leaf	each	1.50	6	1.50		0.69 - 2.49	147	1.15		1.50 - 2.49	28	2.28	
Lettuce	Iceberg	each	0.99 - 1.79	266	1.40		0.89 - 0.99	159	0.93		0.99 - 1.49	385	1.42	21
Lettuce	Red Leaf	each	1.50	6	1.50		0.69 - 2.49	138	1.16		1.50 - 2.49	28	2.28	
Lettuce	Romaine	each	1.50	6	1.50		0.99 - 2.49	107	1.33		1.50 - 2.49	28	2.28	
Lettuce	Romaine (Hearts)	3 count	3.99	60	3.99		1.50 - 2.50	351	1.96	15	1.99 - 3.98	150	2.10	
Mixed Mini Sweet Peppers		1 lb package	2.98 - 3.50	95	3.31	9								
Mushrooms	WHITE	8 oz package	1.49 - 2.99	410	2.22		3.99	10	3.99		1.99 - 3.99	604	2.86	13
Onions, Green		per bunch	0.50 - 0.99	105	0.60		0.50	59	0.50		0.98 - 1.50	87	1.02	93
Peppers (Bell Type)	GREEN	each	0.57 - 1.29	233	0.87	4	0.49 - 0.67	115	0.52		0.79	96	0.79	82
Peppers (Bell Type)	GREEN	per lb					2.99	11	2.99					
Peppers (Bell Type)	ORANGE	each	1.25 - 1.50	15	1.35		1.67	8	1.67		0.99 - 1.67	263	1.30	
Peppers (Bell Type)	RED	each	0.99 - 1.50	21	1.25		1.67	8	1.67		0.99 - 1.67	263	1.30	
Peppers (Bell Type)	YELLOW	each	1.25 - 1.50	15	1.35		1.67	8	1.67		0.99 - 1.67	263	1.30	
Salad (Mixed Types)		10-12 oz package	0.99 - 3.99	247	2.13		2.00 - 3.58	70	3.21		2.00 - 3.00	130	2.80	
Salad (Mixed Types)		5-9 oz package	2.50 - 2.99	269	2.67		2.00 - 2.50	17	2.06		2.50 - 3.00	136	2.94	
Serrano Peppers		per lb	0.49	11	0.49		0.79 - 1.29	84	1.04					
Spinach		per bunch									1.48	81	1.48	100
Spinach	FLAT TYPE	8-10 oz package	1.50 - 2.50	67	1.59		1.49 - 3.50	75	2.96		2.50	11	2.50	
Squash	Acorn	per lb	0.99 - 1.49	76	1.13	13								
Squash	Butternut	per lb	0.99 - 1.49	76	1.13	13								
Squash	GREY	per lb					0.50 - 0.99	288	0.91					
Squash	Spaghetti	per lb	0.99 - 1.49	76	1.13									
Squash	Yellow Crookneck/Straightneck	per lb	0.99 - 1.99	170	1.61	11	0.98 - 0.99	10	0.98		0.98 - 1.49	321	1.44	8
Squash	Zucchini	per lb	0.95 - 1.99	1085	1.08	1	0.49 - 1.49	299	0.88		0.98 - 1.49	394	1.43	7
Sweet Potatoes		per lb	0.59 - 1.29	134	0.89		0.69 - 1.99	155	1.91	94				
Tomatillos		per lb	0.50 - 1.29	118	0.80		0.49 - 1.59	212	0.81					
Tomatoes		per lb	1.29 - 1.99	69	1.91	88	0.99 - 2.69	136	1.51		1.29	18	1.29	
Tomatoes	Cherry Type	1 pint package									3.98	6	3.98	
Tomatoes	GRAPE TYPE	1 pint package	1.79 - 2.00	120	1.80		1.50 - 2.00	33	1.57		1.50 - 3.49	46	2.56	
Tomatoes	GRAPE TYPE	10 oz package	1.50 - 2.99	177	2.77		3.00	103	3.00		1.99	23	1.99	

Wtd Avg - Simple weighted average





Commodity	Variety	Unit	SOUTH CENTRAL U.S.				SOUTHWEST U.S.				NORTHWEST U.S.			
			Price Range	Number of Ads	Wtd Avg Price	% Marked Local	Price Range	Number of Ads	Wtd Avg Price	% Marked Local	Price Range	Number of Ads	Wtd Avg Price	% Marked Local
Tomatoes	Plum Type (Roma)	per lb	0.89 - 1.99	243	1.08		0.79 - 1.29	638	1.13		1.29 - 1.48	70	1.31	
Tomatoes	VINE RIPES - Greenhouse	per lb	1.99 - 2.99	52	2.43	44								
Tomatoes	VINE RIPES	per lb	1.49 - 1.99	49	1.88		0.99	9	0.99		1.79 - 2.48	91	2.40	
Tomatoes	Vine Ripes - Heirloom Varieties - Greenhouse	per lb	0.99 - 3.99	54	2.27	42								
Tomatoes	VINE RIPES - ON THE VINE - Greenhouse	per lb	1.29 - 1.99	298	1.45	3					1.45 - 1.99	153	1.91	

**OTHER SPECIALTY CROP ITEMS**

Hemp Protein		16 oz					14.99	184	14.99		14.99	4	14.99	
Hemp Seeds Shelled		10 oz	3.29	92	3.29		3.29	23	3.29		3.29	26	3.29	
Hemp Seeds Shelled		16 oz					14.39	109	14.39					
Hemp Seeds Shelled		7 oz	8.79	75	8.79									
Hemp Seeds Shelled		8 oz	7.49 - 8.49	190	7.88		8.49 - 9.99	293	9.43		8.49 - 9.99	26	8.72	

**SEASONAL ITEMS**

Ornamentals	Chrysanthemums	bunched 5s					6.00	27	6.00					
Ornamentals	Gladiolas	bunched 10s	4.00	107	4.00									
Ornamentals	Rose, Hybrid Tea	bunched 12s	12.99 - 14.00	96	13.85		10.99 - 12.99	66	12.66		12.99 - 14.99	32	14.43	

Wtd Avg - Simple weighted average



Commodity	Variety	Unit	ALASKA U.S.				HAWAII U.S.			
			Price Range	Number of Ads	Wtd Avg Price	% Marked Local	Price Range	Number of Ads	Wtd Avg Price	% Marked Local
<b>FRUIT</b>										
Apples	Envy	per lb					1.99	23	1.99	
Apples	Fuji	per lb	1.49	1	1.49					
Apples	Gala/Royal Gala	2 lb bag	3.99	11	3.99					
Apples	Gala/Royal Gala	per lb	1.99	11	1.99					
Apples	Granny Smith	per lb	1.18 - 1.49	4	1.26					
Apples	Honeycrisp	per lb	1.49 - 2.99	40	2.90					
Apples	Pinata	per lb	1.79	2	1.79					
Apples	Pink Lady/Cripps Pink	3 lb bag					4.99	7	4.99	
Apples	Red Delicious	per lb					1.59	7	1.59	
Apples, Processed	Juice	64 oz (1/2 gallon)	2.98	3	2.98					
Apples, Processed	Juice Marked Cider	64 oz (1/2 gallon)	2.98	3	2.98					
Apricots		per lb					5.49	33	5.49	
Avocados	Hass	each					1.50	23	1.50	
Avocados	Hass-Marked Large	each	3.49	11	3.49					
Avocados	Hass-Marked Small	each	1.49	1	1.49					
Bananas		per lb					1.19	3	1.19	
Blackberries		5.6-6 oz package	3.39	2	3.39					
Blueberries		18 oz package	4.49 - 7.69	20	5.93					
Blueberries		6 oz package	2.69	1	2.69					
Cantaloupes		each	4.99 - 5.99	22	5.49					
Cantaloupes		per lb	1.18 - 1.19	4	1.18		1.39 - 2.49	26	2.36	
Cherries	Red Varieties	per lb	5.99	28	5.99					
Clementines		2 lb bag	3.99	11	3.99					
Grapefruit	RED	each					1.89	7	1.89	
Grapes	Black Seedless	per lb	2.49 - 2.98	14	2.59					
Grapes	Red Seedless	per lb	2.49 - 4.99	45	4.11		2.99	27	2.99	
Grapes	White Seedless Type	per lb	2.49 - 4.99	45	4.11		2.99 - 3.99	34	3.20	
Honeydews		each	4.99	11	4.99		6.21	4	6.21	
Honeydews		per lb	1.29	2	1.29		1.89	7	1.89	
Kiwifruit	Yellow Flesh	1-lb containers with lids	5.99	2	5.99					
Limes		each	1.50	3	1.50					
Mangoes	Round Varieties	each	1.89	1	1.89					
Mangoes	Round Varieties	per lb					3.99	23	3.99	
Nectarines	Various White Flesh Varieties	per lb					2.99	4	2.99	
Nectarines	Various Yellow Flesh Varieties	per lb	1.99 - 3.49	12	2.12		2.99 - 3.49	30	3.11	

Wtd Avg - Simple weighted average



Commodity	Variety	Unit	ALASKA U.S.				HAWAII U.S.			
			Price Range	Number of Ads	Wtd Avg Price	% Marked Local	Price Range	Number of Ads	Wtd Avg Price	% Marked Local
Papaya	Solo Type	per lb					1.49 - 2.49	27	2.34	100
Peaches	Various White Flesh Varieties	per lb					2.99	56	2.99	
Peaches	Various Yellow Flesh Varieties	per lb	1.99 - 3.49	12	2.12		2.99	56	2.99	
Pears	Bartlett	per lb	1.99	11	1.99					
Pears	Bosc	per lb	2.49	1	2.49					
Pears	D'Anjou	per lb	2.49	1	2.49					
Pineapples		per lb					0.99	23	0.99	100
Plums		per lb	3.49 - 3.69	20	3.58					
Plums	Interspecific Type	per lb	3.49	11	3.49					
Strawberries		1 lb package	4.99 - 5.49	12	5.03		5.99	3	5.99	
Tangerines/Mandarins		2 lb bag					5.29	3	5.29	
Tangerines/Mandarins		3 lb bag					7.76	4	7.76	
Watermelons	Red Flesh Seedless Miniature	each	4.99	11	4.99					
Watermelons	Red Flesh Seedless Type	each	8.99	9	8.99					
Watermelons	Red Flesh Seedless Type	per lb	0.79 - 0.98	4	0.93					
<b>POTATOES &amp; ONIONS</b>										
Onions, Dry	YELLOW	per lb	0.89 - 0.99	10	0.98					
Onions, Dry	YELLOW MARKED SWEET	per lb	1.29	2	1.29		1.79	7	1.79	
Potatoes	ROUND RED	per lb	1.39	1	1.39					
Potatoes	YELLOW TYPE	per lb	1.39	1	1.39					
<b>VEGETABLES</b>										
Asparagus	GREEN	per lb	2.99 - 4.99	25	4.11					
Bok Choy		per lb	2.99	28	2.99					
Broccoli		per lb	2.69	11	2.69					
Broccoli	CROWN CUT	per lb	2.49 - 4.49	41	3.94		2.99	27	2.99	
Cabbage	ROUND GREEN TYPE	per lb					0.99 - 1.29	11	1.10	
Carrots		1 lb bag					1.19	3	1.19	
Carrots	BABY PEELED	1 lb bag					2.39	7	2.39	
Cauliflower		per lb	1.89 - 2.69	13	2.57		2.99	23	2.99	
Celery		each	2.19	1	2.19					
Celery		per lb	1.79	11	1.79		1.09	3	1.09	
Chinese Cabbage		per lb	2.99	28	2.99					
Corn-Sweet		each	1.25 - 1.50	5	1.40		0.34	23	0.34	
Corn-Sweet		trays 4-5 ears film wrapped	6.99	11	6.99					
Cucumbers		each	0.99 - 1.25	23	1.10					

Wtd Avg - Simple weighted average



Commodity	Variety	Unit	ALASKA U.S.				HAWAII U.S.			
			Price Range	Number of Ads	Wtd Avg Price	% Marked Local	Price Range	Number of Ads	Wtd Avg Price	% Marked Local
Cucumbers	LONG SEEDLESS - Greenhouse	each	2.00	2	2.00					
Jalapeno Peppers		per lb	1.99	11	1.99					
Lettuce	Iceberg	each	1.79	11	1.79	2.99	4	2.99		
Lettuce	Red Leaf	per lb				1.39	7	1.39		
Lettuce	Romaine (Hearts)	3 count				4.99	23	4.99		
Mushrooms	CREMINI	8 oz package	2.69 - 3.00	10	2.72					
Mushrooms	WHITE	8 oz package	2.28 - 3.00	15	2.60					
Onions, Green		per bunch	0.99	11	0.99					
Peppers (Bell Type)	ORANGE	each	2.00	2	2.00					
Peppers (Bell Type)	ORANGE	per lb	4.79	1	4.79					
Peppers (Bell Type)	RED	each	2.00	2	2.00					
Peppers (Bell Type)	RED	per lb	4.79	1	4.79					
Peppers (Bell Type)	YELLOW	each	2.00	2	2.00					
Peppers (Bell Type)	YELLOW	per lb	4.79	1	4.79					
Radishes		per bunch	0.99	11	0.99					
Serrano Peppers		per lb	2.49	11	2.49					
Spinach		per bunch				2.50	23	2.50		
Squash	Kabocha	per lb				2.19	7	2.19		
Squash	Yellow Crookneck/Straightneck	per lb	1.79	11	1.79					
Squash	Zucchini	per lb	1.79	11	1.79	1.99	7	1.99		
Tomatoes	Greenhouse	per lb	2.49	9	2.49					
Tomatoes		per lb				2.29	3	2.29		
Tomatoes	GRAPE TYPE	1 pint package	2.59	2	2.59					
Tomatoes	GRAPE TYPE	10 oz package	4.00	11	4.00					
Tomatoes	VINE RIPES - Greenhouse	per lb	2.48	3	2.48					
<b>OTHER SPECIALTY CROP ITEMS</b>										
Hemp Seeds Shelled		8 oz	8.24	11	8.24					

Wtd Avg - Simple weighted average

## NATIONAL ORGANIC SUMMARY

(not including AK & HI)

Fruit								
Commodity	Variety	Unit	THIS WEEK		LAST WEEK		LAST YEAR	
			Number of Ads	Wtd Avg Price	Number of Ads	Wtd Avg Price	Number of Ads	Wtd Avg Price
Apples	Fuji	2 lb bag	27	3.60	370	4.60	22	5.29
Apples	Fuji	3 lb bag	19	7.99	221	4.02		
Apples	Fuji	per lb	54	2.01	328	1.64		
Apples	Gala/Royal Gala	2 lb bag	1,357	3.99	1,724	4.09	1,237	4.98
Apples	Gala/Royal Gala	3 lb bag	19	7.99	34	6.99	38	5.99
Apples	Gala/Royal Gala	per lb	100	1.99	8	1.99	254	2.00
Apples	Granny Smith	2 lb bag	190	4.99	146	3.99	22	5.29
Apples	Granny Smith	3 lb bag	19	7.99	34	6.99		
Apples	Honeycrisp	2 lb bag	229	4.82	75	4.99		
Apples	Honeycrisp	per lb	868	2.93	676	2.70	24	4.99
Apples	Pink Lady/Cripps Pink	3 lb bag	187	4.98				
Apples, Processed	Juice	64 oz (1/2 gallon)	60	3.00	68	3.00	108	3.58
Avocados	Hass	each	647	1.91	344	1.48	1,415	1.57
Bananas		per lb	379	0.89	349	0.90	713	0.91
Blackberries		5.6-6 oz package	2,818	4.08	2,189	3.77	469	3.73
Blueberries		1 pint (11-12 oz cntr w/ lid)	3,130	3.75	1,144	3.75	2,576	3.97
Blueberries		18 oz package	61	6.99	1,654	6.53	123	3.99
Blueberries		6 oz package	536	4.57	1,397	3.51	728	3.60
Cantaloupes		each	527	4.44	548	4.33	230	3.79
Cantaloupes		per lb	16	1.49	27	1.69	27	1.38
Grapes	Black Seedless	per lb	748	3.39	694	3.37	458	2.90
Grapes	Red Seedless	per lb	3,324	3.18	3,128	3.13	3,355	3.20
Grapes	White Seedless Type	per lb	4,260	3.15	2,964	3.14	3,796	3.12
Kiwifruit	Yellow Flesh	1-lb containers with lids	468	4.29	517	3.89	539	4.78
Lemons		2 lb bag	22	3.99	21	5.66	30	4.46
Mangoes	Round Varieties	each	69	1.72	75	2.19	95	2.30
Mangoes	Round Varieties Marked Large	each	7	1.99	7	1.99		
Nectarines	Various White Flesh Varieties	per lb	1,213	2.69			978	2.12
Nectarines	Various Yellow Flesh Varieties	per lb	1,953	2.74	175	3.60	3,032	2.83
Oranges	Valencia	per lb	157	2.42	11	1.99	8	1.49
Peaches	Various White Flesh Varieties	per lb	1,661	2.71	8	4.99	978	2.12
Peaches	Various Yellow Flesh Varieties	per lb	3,027	2.88	794	3.82	3,285	2.87
Plums		per lb	41	3.47	79	3.95	571	3.21

Wtd Avg - Simple weighted average



Commodity	Variety	Unit	THIS WEEK		LAST WEEK		LAST YEAR	
			Number of Ads	Wtd Avg Price	Number of Ads	Wtd Avg Price	Number of Ads	Wtd Avg Price
Plums	Interspecific Type	per lb	41	3.47	11	3.99	19	4.99
Raspberries		6 oz package	808	3.83	1,750	3.75	791	4.02
Strawberries		1 lb package	292	4.43	1,238	5.00	955	4.38
Strawberries		2 lb package	27	6.99				
Watermelons	Red Flesh Seedless Miniature	each	510	5.28	83	4.75	295	4.99
Watermelons	Red Flesh Seedless Type	each	1	9.90	9	10.99		
Watermelons	Red Flesh Seedless Type	per lb	142	0.81	117	0.97	16	0.99

**Potatoes & Onions**

Commodity	Variety	Unit	THIS WEEK		LAST WEEK		LAST YEAR	
			Number of Ads	Wtd Avg Price	Number of Ads	Wtd Avg Price	Number of Ads	Wtd Avg Price
Onions, Dry	YELLOW	2 lb bag	322	2.99			24	3.99
Onions, Dry	YELLOW	3 lb bag	199	4.94				
Onions, Dry	YELLOW MARKED SWEET	per lb	16	1.49	212	1.30	25	1.49
Potatoes	ROUND RED	3 lb bag	464	4.49	212	3.89	32	4.99
Potatoes	RUSSET	3 lb bag	190	3.99			24	4.99
Potatoes	RUSSET	per lb	154	1.49	162	1.51		
Potatoes	YELLOW TYPE	3 lb bag	464	4.49	212	3.89	32	4.99
Potatoes	YELLOW TYPE	per lb	11	1.49			11	1.49

**Vegetables**

Commodity	Variety	Unit	THIS WEEK		LAST WEEK		LAST YEAR	
			Number of Ads	Wtd Avg Price	Number of Ads	Wtd Avg Price	Number of Ads	Wtd Avg Price
Beets		per bunch	88	1.50	204	2.97		
Broccoli		per bunch	1,565	3.40	1,249	3.49	148	3.83
Broccoli		per lb	287	2.49	10	1.99	384	2.36
Cabbage	ROUND GREEN TYPE	per lb	117	1.33			79	0.99
Carrots		1 lb bag	37	1.49			77	1.65
Carrots		2 lb bag	199	2.90	6	2.98		
Carrots		per bunch	19	2.71	81	3.98	67	2.73
Carrots	BABY PEELED	1 lb bag	2,580	1.48	986	2.14	2,315	1.51
Cauliflower		each	43	3.99	36	4.74	809	3.38
Cauliflower		per lb	34	1.69	50	1.68	300	2.45
Celery		each	46	2.27	160	1.73	123	2.51
Celery	HEARTS	per package	335	3.20	495	3.14		
Collards		per bunch	15	2.50				
Corn-Sweet		each	134	0.68	16	1.50	17	0.69

Wtd Avg - Simple weighted average



Commodity	Variety	Unit	THIS WEEK		LAST WEEK		LAST YEAR	
			Number of Ads	Wtd Avg Price	Number of Ads	Wtd Avg Price	Number of Ads	Wtd Avg Price
Corn-Sweet		trays 4-5 ears film wrapped	287	5.99				
Cucumbers		each	9	1.00				
Cucumbers	LONG SEEDLESS - Greenhouse	each	243	2.08	265	2.10	1,044	2.00
Kale		per bunch	71	2.11	191	2.62	75	2.19
Lettuce	Green Leaf	each	515	2.28	154	1.99	162	1.79
Lettuce	Iceberg	each	164	2.91	1,313	2.56	71	2.12
Lettuce	Red Leaf	each	515	2.28	154	1.99	136	1.78
Lettuce	Romaine	each	177	2.87	138	2.62	81	2.48
Lettuce	Romaine (Hearts) - Greenhouse	3 count	12	3.99				
Lettuce	Romaine (Hearts)	3 count	290	3.35	618	3.64	600	3.71
Mixed Mini Sweet Peppers		1 lb package	8	3.69	14	5.49		
Mushrooms	CREMINI	8 oz package	60	2.00	142	3.14	8	3.99
Mushrooms	PORTOBELLA	6 oz package	11	2.99				
Mushrooms	WHITE	6 oz package	11	2.99				
Mushrooms	WHITE	8 oz package	300	3.09	211	3.12	436	3.32
Onions, Green		per bunch	296	1.36	486	1.07	187	0.98
Salad (Mixed Types)		1 lb package	35	6.68	169	4.99	248	5.46
Salad (Mixed Types)		10-12 oz package	706	5.55	913	5.01	132	5.29
Salad (Mixed Types)		5-9 oz package	2,836	3.72	2,680	3.50	4,239	3.28
Spinach	FLAT TYPE	1 lb package	228	6.99	30	4.29	24	6.99
Spinach	FLAT TYPE	5-7 oz package	320	3.74	295	3.62	449	3.31
Spinach	FLAT TYPE	8-10 oz package	15	5.49			29	4.30
Squash	Yellow Crookneck/Straightneck	per lb	131	2.99	145	2.98	58	1.82
Squash	Zucchini	per lb	296	2.47	325	2.45	509	2.11
Sweet Potatoes		3 lb bag	252	4.99				
Sweet Potatoes		per lb	41	1.71			56	1.65
Tomatoes		per lb	154	2.49	154	2.49	154	2.49
Tomatoes	Cherry Type	1 pint package	85	2.75			273	3.37
Tomatoes	Cherry Type	10 oz package	22	2.00				
Tomatoes	GRAPE TYPE	1 pint package	279	3.50	970	3.60	2,375	2.94
Tomatoes	VINE RIPES	per lb	16	4.49			23	2.49
Tomatoes	Vine Ripes - Heirloom Varieties - Greenhouse	per lb	567	4.50	528	4.45	672	3.83
Tomatoes	VINE RIPES - ON THE VINE - Greenhouse	per lb	230	3.84			581	3.94

Wtd Avg - Simple weighted average



Other Specialty Crop Items

Commodity	Variety	Unit	THIS WEEK		LAST WEEK		LAST YEAR	
			Number of Ads	Wtd Avg Price	Number of Ads	Wtd Avg Price	Number of Ads	Wtd Avg Price
Hemp (Seed) Oil		16 oz	300	16.59	416	16.70	167	16.98
Hemp Protein		32 oz	60	21.99				
Hemp Seeds Shelled		12 oz	459	14.11	683	14.46	638	15.64
Hemp Seeds Shelled		16 oz	240	14.99	356	14.99	351	13.67
Hemp Seeds Shelled		7 oz	724	10.68	780	10.81	1,009	10.20

Wtd Avg - Simple weighted average





### REGIONAL ORGANIC DETAILS

Commodity	Variety	Unit	NORTHEAST U.S.				SOUTHEAST U.S.				MIDWEST U.S.			
			Price Range	Number of Ads	Wtd Avg Price	% Marked Local	Price Range	Number of Ads	Wtd Avg Price	% Marked Local	Price Range	Number of Ads	Wtd Avg Price	% Marked Local
<b>FRUIT</b>														
Apples	Fuji	2 lb bag										2.50 - 3.99	27	3.60
Apples	Fuji	3 lb bag	7.99	19	7.99									
Apples	Fuji	per lb										1.98 - 1.99	31	1.99
Apples	Gala/Royal Gala	2 lb bag	3.99	46	3.99	2.99 - 3.99	1197	3.99				2.99	39	2.99
Apples	Gala/Royal Gala	3 lb bag	7.99	19	7.99									
Apples	Gala/Royal Gala	per lb	1.99	93	1.99									
Apples	Granny Smith	2 lb bag	4.99	190	4.99									
Apples	Granny Smith	3 lb bag	7.99	19	7.99									
Apples	Honeycrisp	2 lb bag	4.99	190	4.99							4.00	39	4.00
Apples	Honeycrisp	per lb	3.88	122	3.88	1.98 - 3.32	138	2.82				3.88	67	3.88
Apples	Pink Lady/Cripps Pink	3 lb bag				4.98	187	4.98						
Apples, Processed	Juice	64 oz (1/2 gallon)										3.00	60	3.00
Avocados	Hass	each	3.00	10	3.00							1.25	13	1.25
Bananas		per lb										0.77 - 0.89	233	0.83
Blackberries		5.6-6 oz package	3.89 - 4.99	200	3.96	3.50 - 4.00	1247	3.98				3.50 - 4.00	163	3.83
Blueberries		1 pint (11-12 oz cntr w/ lid)	3.59 - 5.99	582	3.81	3.50 - 4.43	668	3.77				3.49 - 4.43	1027	3.64
Blueberries		6 oz package				4.50	366	4.50						
Cantaloupes		each	3.99 - 4.99	158	4.51	4.43	86	4.43				4.43	67	4.43
Grapes	Black Seedless	per lb	3.49 - 3.66	305	3.56	2.99 - 3.49	143	3.16				3.32	67	3.32
Grapes	Red Seedless	per lb	2.99 - 3.99	636	3.38	2.99 - 3.49	1858	3.07				1.99 - 3.99	382	2.96
Grapes	White Seedless Type	per lb	2.99 - 3.99	654	3.40	2.99 - 3.49	2803	3.04				1.99 - 3.99	399	2.96
Kiwifruit	Yellow Flesh	1-lb containers with lids	3.88 - 6.99	195	4.85							3.88	67	3.88
Lemons		2 lb bag										3.99	22	3.99
Mangoes	Round Varieties	each	1.88	34	1.88							1.50	22	1.50
Mangoes	Round Varieties Marked Large	each	1.99	7	1.99									
Nectarines	Various White Flesh Varieties	per lb				2.99	463	2.99				2.49	570	2.49
Nectarines	Various Yellow Flesh Varieties	per lb	2.99 - 3.49	203	3.31	2.99	463	2.99				2.49	675	2.49
Peaches	Various White Flesh Varieties	per lb				2.99	463	2.99				1.99 - 2.49	607	2.46
Peaches	Various Yellow Flesh Varieties	per lb	2.99 - 3.88	359	3.52	1.39 - 3.88	557	3.10				2.49 - 3.88	742	2.62
Raspberries		6 oz package	3.99 - 4.00	81	3.99	3.50	52	3.50				2.50 - 4.00	104	3.41
Strawberries		1 lb package	3.99 - 4.99	17	4.46							4.00	28	4.00
Watermelons	Red Flesh Seedless Miniature	each	5.32	122	5.32	5.32	86	5.32				5.32	67	5.32

Wtd Avg - Simple weighted average



Commodity	Variety	Unit	NORTHEAST U.S.				SOUTHEAST U.S.				MIDWEST U.S.			
			Price Range	Number of Ads	Wtd Avg Price	% Marked Local	Price Range	Number of Ads	Wtd Avg Price	% Marked Local	Price Range	Number of Ads	Wtd Avg Price	% Marked Local
<b>POTATOES &amp; ONIONS</b>														
Onions, Dry	YELLOW	2 lb bag	2.99	322	2.99									
Onions, Dry	YELLOW	3 lb bag	3.99 - 4.99	199	4.94									
Potatoes	ROUND RED	3 lb bag	3.99 - 4.99	214	4.10		4.99	228	4.99		2.99	22	2.99	
Potatoes	RUSSET	3 lb bag	3.99	190	3.99									
Potatoes	RUSSET	per lb								1.49	13	1.49		
Potatoes	YELLOW TYPE	3 lb bag	3.99 - 4.99	214	4.10		4.99	228	4.99		2.99	22	2.99	
<b>VEGETABLES</b>														
Beets		per bunch									1.50	22	1.50	
Broccoli		per bunch	2.99	322	2.99		3.49 - 3.99	1229	3.50					
Cabbage	ROUND GREEN TYPE	per lb	0.99	38	0.99									
Carrots		1 lb bag	1.49	37	1.49									
Carrots		2 lb bag	2.99	190	2.99									
Carrots	BABY PEELED	1 lb bag	1.29 - 2.00	554	1.43		1.49 - 1.50	622	1.49		1.49 - 1.97	782	1.51	
Cauliflower		each	3.99	9	3.99		3.99	34	3.99					
Cauliflower		per lb								1.69	17	1.69		
Celery		each	2.50	35	2.50		2.50	3	2.50		0.99	7	0.99	
Celery	HEARTS	per package	2.99 - 3.49	236	3.38		2.99 - 3.49	54	3.12					
Collards		per bunch	2.50	15	2.50									
Cucumbers	LONG SEEDLESS - Greenhouse	each	1.99 - 2.49	229	2.09		1.99	14	1.99					
Kale		per bunch	2.50	35	2.50		2.50	3	2.50		1.50	22	1.50	
Lettuce	Green Leaf	each	2.50	20	2.50		1.98	187	1.98		1.99	13	1.99	
Lettuce	Iceberg	each	2.49	9	2.49									
Lettuce	Red Leaf	each	2.50	20	2.50		1.98	187	1.98		1.99	13	1.99	
Lettuce	Romaine	each	2.50	20	2.50									
Lettuce	Romaine (Hearts)	3 count	2.99 - 3.99	46	3.63		3.99	89	3.99		1.99 - 3.50	60	2.87	
Mushrooms	CREMINI	8 oz package									2.00	60	2.00	
Mushrooms	WHITE	8 oz package	2.79 - 3.99	66	3.15						2.00 - 2.99	74	2.19	
Onions, Green		per bunch	1.39	272	1.39									
Salad (Mixed Types)		1 lb package	5.99 - 6.99	35	6.68									
Salad (Mixed Types)		10-12 oz package	6.49 - 6.99	195	6.98						4.99 - 5.99	27	5.21	
Salad (Mixed Types)		5-9 oz package	2.99 - 3.99	1449	3.52		2.50 - 3.99	227	3.35		2.50 - 3.99	232	3.46	
Spinach	FLAT TYPE	1 lb package					6.99	228	6.99					
Spinach	FLAT TYPE	5-7 oz package	3.50	166	3.50					3.99	13	3.99		
Spinach	FLAT TYPE	8-10 oz package	6.49	5	6.49					4.99	10	4.99		
Squash	Yellow Crookneck/Straightneck	per lb	2.99	131	2.99									
Squash	Zucchini	per lb	2.99	131	2.99						1.99 - 2.99	24	2.45	

Wtd Avg - Simple weighted average



Commodity	Variety	Unit	NORTHEAST U.S.				SOUTHEAST U.S.				MIDWEST U.S.			
			Price Range	Number of Ads	Wtd Avg Price	% Marked Local	Price Range	Number of Ads	Wtd Avg Price	% Marked Local	Price Range	Number of Ads	Wtd Avg Price	% Marked Local
Sweet Potatoes		3 lb bag	4.99	24	4.99		4.99	228	4.99					
Sweet Potatoes		per lb	1.69	38	1.69		1.99	3	1.99					
Tomatoes		per lb									2.49	13	2.49	
Tomatoes	Cherry Type	1 pint package	4.29	8	4.29									
Tomatoes	Cherry Type	10 oz package									2.00	22	2.00	
Tomatoes	GRAPE TYPE	1 pint package	2.99 - 3.99	212	3.20						4.43	67	4.43	
Tomatoes	Vine Ripes - Heirloom Varieties - Greenhouse	per lb	4.43	122	4.43		4.43	86	4.43		4.43	67	4.43	
Tomatoes	VINE RIPES - ON THE VINE - Greenhouse	per lb	2.99 - 3.99	224	3.84									

**OTHER SPECIALTY CROP ITEMS**

Hemp (Seed) Oil		16 oz					16.99	52	16.99		14.99	60	14.99
Hemp Protein		32 oz									21.99	60	21.99
Hemp Seeds Shelled		12 oz	12.79 - 13.89	130	12.86		14.99	52	14.99		13.59	67	13.59
Hemp Seeds Shelled		16 oz					14.99	52	14.99				
Hemp Seeds Shelled		7 oz	9.59 - 10.79	130	9.66		10.79 - 11.99	126	11.29		9.99 - 10.99	127	10.52

Wtd Avg - Simple weighted average



Commodity	Variety	Unit	SOUTH CENTRAL U.S.				SOUTHWEST U.S.				NORTHWEST U.S.				
			Price Range	Number of Ads	Wtd Avg Price	% Marked Local	Price Range	Number of Ads	Wtd Avg Price	% Marked Local	Price Range	Number of Ads	Wtd Avg Price	% Marked Local	
<b>FRUIT</b>															
Apples	Fuji	per lb					2.19	14	2.19			1.79	9	1.79	
Apples	Gala/Royal Gala	2 lb bag	2.99 - 4.99	75	4.47										
Apples	Gala/Royal Gala	per lb										1.99	7	1.99	100
Apples	Honeycrisp	per lb	1.98 - 3.32	182	2.53		1.98 - 3.88	333	2.60			1.98 - 3.88	26	3.59	
Avocados	Hass	each	1.25	92	1.25		1.25 - 2.19	408	1.95			1.25 - 2.50	124	2.24	
Bananas		per lb					0.99	146	0.99						
Blackberries		5.6-6 oz package	3.50 - 3.99	263	3.68		3.50 - 4.99	919	4.40			3.89 - 4.00	26	3.91	
Blueberries		1 pint (11-12 oz cntr w/ lid)	3.50 - 4.43	517	3.74		3.50 - 4.43	293	3.85			4.00 - 4.99	43	4.61	
Blueberries		18 oz package										6.99	61	6.99	100
Blueberries		6 oz package	4.50	29	4.50		1.50 - 4.99	141	4.77						
Cantaloupes		each	4.43	75	4.43		4.43	109	4.43			3.49 - 4.43	32	4.14	
Cantaloupes		per lb										1.49	16	1.49	100
Grapes	Black Seedless	per lb	2.99	75	2.99		3.32 - 4.99	120	3.47			3.32 - 3.99	38	3.60	
Grapes	Red Seedless	per lb	1.98 - 5.99	228	3.64		2.99 - 4.99	145	3.51			2.98 - 3.99	75	3.51	
Grapes	White Seedless Type	per lb	1.99 - 5.99	194	3.93		3.32 - 4.99	134	3.56			2.98 - 3.99	76	3.51	
Kiwifruit	Yellow Flesh	1-lb containers with lids	3.88	75	3.88		3.88	109	3.88			3.88	22	3.88	
Mangoes	Round Varieties	each					1.69	13	1.69						
Nectarines	Various White Flesh Varieties	per lb	2.49	23	2.49		2.49	120	2.49			2.49 - 2.99	37	2.80	
Nectarines	Various Yellow Flesh Varieties	per lb	2.49	138	2.49		2.49 - 3.99	313	2.52			2.49 - 2.99	161	2.95	
Oranges	Valencia	per lb					1.49 - 2.49	157	2.42						
Peaches	Various White Flesh Varieties	per lb	2.49	348	2.49		2.49 - 3.88	229	3.15			2.49	14	2.49	
Peaches	Various Yellow Flesh Varieties	per lb	2.49 - 3.88	711	2.71	15	2.49 - 3.99	416	2.51			2.49 - 3.98	242	3.37	33
Plums		per lb										2.99 - 3.88	41	3.47	
Plums	Interspecific Type	per lb										2.99 - 3.88	41	3.47	
Raspberries		6 oz package	3.50 - 3.99	202	3.73		3.49 - 4.99	365	4.00			4.00	4	4.00	
Strawberries		1 lb package	4.99	163	4.99		3.99	6	3.99			2.99 - 4.99	78	3.43	
Strawberries		2 lb package					6.99	27	6.99						
Watermelons	Red Flesh Seedless Miniature	each	5.32	75	5.32		3.99 - 5.32	122	5.18			4.99 - 5.32	38	5.18	
Watermelons	Red Flesh Seedless Type	each										9.90	1	9.90	
Watermelons	Red Flesh Seedless Type	per lb	0.79	107	0.79	100						0.79 - 0.99	35	0.88	
<b>POTATOES &amp; ONIONS</b>															
Onions, Dry	YELLOW MARKED SWEET	per lb										1.49	16	1.49	
Potatoes	RUSSET	per lb	1.49	92	1.49		1.49	23	1.49			1.49	26	1.49	

Wtd Avg - Simple weighted average



Commodity	Variety	Unit	SOUTH CENTRAL U.S.				SOUTHWEST U.S.				NORTHWEST U.S.			
			Price Range	Number of Ads	Wtd Avg Price	% Marked Local	Price Range	Number of Ads	Wtd Avg Price	% Marked Local	Price Range	Number of Ads	Wtd Avg Price	% Marked Local
Potatoes	YELLOW TYPE	per lb					1.49	11	1.49					
<b>VEGETABLES</b>														
Beets		per bunch					1.50	66	1.50	80				
Broccoli		per bunch					3.99	14	3.99					
Broccoli		per lb									2.49	287	2.49	
Cabbage	ROUND GREEN TYPE	per lb									1.49	79	1.49	
Carrots		2 lb bag					1.00	9	1.00					
Carrots		per bunch					2.99	8	2.99		2.50	11	2.50	
Carrots	BABY PEELED	1 lb bag	1.49 - 1.50	381	1.49		1.50	237	1.50		1.50	4	1.50	
Cauliflower		per lb									1.69	17	1.69	
Celery		each									2.38	1	2.38	
Celery	HEARTS	per package	2.00	9	2.00		2.50	8	2.50		2.50	28	2.50	
Corn-Sweet		each	0.50	107	0.50	100					1.25 - 1.50	27	1.40	100
Corn-Sweet		trays 4-5 ears film wrapped									5.99	287	5.99	
Cucumbers		each									1.00	9	1.00	
Kale		per bunch									1.99	11	1.99	100
Lettuce	Green Leaf	each	1.99	92	1.99		1.29 - 2.99	177	2.78		1.99	26	1.99	
Lettuce	Iceberg	each					1.89 - 2.99	154	2.93		2.99	1	2.99	
Lettuce	Red Leaf	each	1.99	92	1.99		1.29 - 2.99	177	2.78		1.99	26	1.99	
Lettuce	Romaine	each					1.99 - 2.99	157	2.92					
Lettuce	Romaine (Hearts) - Greenhouse	3 count	3.99	12	3.99									
Lettuce	Romaine (Hearts)	3 count	1.99 - 3.49	72	3.05		2.49	23	2.49					
Mixed Mini Sweet Peppers		1 lb package					3.69	8	3.69					
Mushrooms	PORTOBELLA	6 oz package									2.99	11	2.99	
Mushrooms	WHITE	6 oz package									2.99	11	2.99	
Mushrooms	WHITE	8 oz package					3.49	160	3.49					
Onions, Green		per bunch									0.99	24	0.99	
Salad (Mixed Types)		10-12 oz package	5.00	132	5.00		5.00	352	5.00					
Salad (Mixed Types)		5-9 oz package	3.34 - 4.49	205	3.73	5	1.99 - 5.00	552	4.39		3.33 - 4.49	171	4.00	
Spinach	FLAT TYPE	5-7 oz package	3.99	92	3.99		3.99	23	3.99		3.99	26	3.99	
Squash	Zucchini	per lb	1.99	92	1.99		1.99	23	1.99		1.99	26	1.99	
Tomatoes		per lb	2.49	92	2.49		2.49	23	2.49		2.49	26	2.49	
Tomatoes	Cherry Type	1 pint package					1.69 - 2.00	61	1.96		4.99	16	4.99	
Tomatoes	VINE RIPES	per lb					4.49	16	4.49	100				
Tomatoes	Vine Ripes - Heirloom Varieties - Greenhouse	per lb	4.43	75	4.43		3.99 - 5.99	168	4.58	9	4.43 - 4.99	49	4.74	

Wtd Avg - Simple weighted average



Commodity	Variety	Unit	SOUTH CENTRAL U.S.				SOUTHWEST U.S.				NORTHWEST U.S.			
			Price Range	Number of Ads	Wtd Avg Price	% Marked Local	Price Range	Number of Ads	Wtd Avg Price	% Marked Local	Price Range	Number of Ads	Wtd Avg Price	% Marked Local
Tomatoes	VINE RIPES - ON THE VINE - Greenhouse	per lb					3.99	6	3.99					
<b>OTHER SPECIALTY CROP ITEMS</b>														
Hemp (Seed) Oil		16 oz					16.99	184	16.99		16.99	4	16.99	
Hemp Seeds Shelled		12 oz					14.99	184	14.99		13.59 - 14.99	26	13.81	
Hemp Seeds Shelled		16 oz					14.99	184	14.99		14.99	4	14.99	
Hemp Seeds Shelled		7 oz					9.19 - 11.99	293	10.95		10.39 - 11.99	48	10.62	

Wtd Avg - Simple weighted average



Commodity	Variety	Unit	ALASKA U.S.				HAWAII U.S.			
			Price Range	Number of Ads	Wtd Avg Price	% Marked Local	Price Range	Number of Ads	Wtd Avg Price	% Marked Local
<b>FRUIT</b>										
Apples	Fuji	per lb	1.48	3	1.48					
Apples	Honeycrisp	2 lb bag	5.99	11	5.99					
Apples	Honeycrisp	per lb				5.32	4	5.32		
Blackberries		5.6-6 oz package				5.45	4	5.45		
Blueberries		1 pint (11-12 oz cntr w/ lid)				6.21	4	6.21		
Cantaloupes		each				6.21	4	6.21		
Grapes	Black Seedless	per lb				4.43	4	4.43		
Grapes	Red Seedless	per lb				4.43	4	4.43		
Grapes	White Seedless Type	per lb				4.43	4	4.43		
Honeydews		per lb	1.98	3	1.98					
Kiwifruit	Yellow Flesh	1-lb containers with lids				5.43	4	5.43		
Nectarines	Various Yellow Flesh Varieties	per lb	3.99	11	3.99					
Peaches	Various Yellow Flesh Varieties	per lb	3.99	11	3.99	5.43	4	5.43		
Plums		per lb				5.43	4	5.43		
Plums	Interspecific Type	per lb				5.43	4	5.43		
Watermelons	Red Flesh Seedless Miniature	each				7.45	4	7.45		
<b>VEGETABLES</b>										
Carrots		2 lb bag	3.39	1	3.39					
Cauliflower		per lb	1.58	3	1.58					
Cucumbers	LONG SEEDLESS - Greenhouse	each				3.56	4	3.56		
Kale		per bunch	2.38	3	2.38					
Lettuce	Red Leaf	each	2.99	1	2.99					
Mushrooms	CREMINI	8 oz package	3.50	11	3.50					
Mushrooms	WHITE	8 oz package	3.50	11	3.50					
Salad (Mixed Types)		5-9 oz package	3.59 - 4.50	13	4.36					
Squash	Zucchini	per lb	3.19	1	3.19					
Tomatoes	GRAPE TYPE	1 pint package	3.59	1	3.59					
Tomatoes	Vine Ripes - Heirloom Varieties - Greenhouse	per lb				6.21	4	6.21		
<b>OTHER SPECIALTY CROP ITEMS</b>										
Hemp Seeds Shelled		12 oz				17.59 - 18.39	8	17.99		
Hemp Seeds Shelled		7 oz				11.99 - 12.99	8	12.49		

Wtd Avg - Simple weighted average

**REGIONAL DEFINITIONS**

As used in this report, regions include the following states:	
NORTHEAST U.S.	Connecticut, Delaware, Massachusetts, Maryland, Maine, New Hampshire, New Jersey, New York, Pennsylvania, Rhode Island and Vermont
SOUTHEAST U.S.	Alabama, Florida, Georgia, Mississippi, North Carolina, South Carolina, Tennessee, Virginia and West Virginia
MIDWEST U.S.	Iowa, Illinois, Indiana, Kentucky, Michigan, Minnesota, North Dakota, Nebraska, Ohio, South Dakota and Wisconsin
SOUTH CENTRAL U.S.	Arkansas, Colorado, Kansas, Louisiana, Missouri, New Mexico, Oklahoma, and Texas
SOUTHWEST U.S.	Arizona, California, Nevada and Utah
NORTHWEST U.S.	Idaho, Montana, Oregon, Washington, and Wyoming
ALASKA	Alaska
HAWAII	Hawaii
NATIONAL	Continental United States

1 -- Specialty Crops Market News surveys nearly 271 retailers, comprising over 29,700 individual stores, with online weekly advertised features.

2 -- Date range reflects one week of data collection ending on the report date and encompassing ad pricing good from the Saturday before the report release date through the following Friday.